



WEST GEORGIA WOLVES WOMEN'S BASKETBALL

Jared Boggus | Assistant Sports Information Director | O: 678-839-1883 | C: 770-876-7738 | Email: jrboggus@westga.edu

2017-18 SCHEDULE & RESULTS

Date	Opponent	Time/Result
11/10	Palm Beach Atlantic ^	W 74-60
11/11	@ Tampa	L 71-68
11/17	@ Tuskegee	W 63-58
11/20	ALBANY STATE	L 69-65
11/21	FORT VALLEY STATE	W 76-52
11/30	@ Shorter *	W 61-47
12/2	@ Lee *	W 72-63
12/13	@ Clark Atlanta	W 69-67
12/16	MISSISSIPPI COLLEGE *	W 57-55
12/18	DELTA STATE *	W 55-54
12/30	POINT	L 67-62
1/2	@ Union *	L 84-78
1/4	@ Christian Brothers *	L 70-67
1/8	AUBURN MONTGOMERY *	W 72-44
1/13	NORTH ALABAMA *	L 74-63
1/15	ALABAMA HUNTSVILLE *	W 76-63
1/18	@ West Florida *	L 69-68 (OT)
1/20	@ Valdosta State *	L 56-45
1/25	WEST ALABAMA *	L 59-51
1/27	MONTEVALLO *	W 74-56
2/1	@ Delta State *	W 55-46
2/3	@ Mississippi College *	W 66-61 (OT)
2/8	VALDOSTA STATE *	5:30 PM
2/10	WEST FLORIDA *	2:00 PM
2/14	SHORTER	5:30 PM
2/17	@ West Alabama *	3:00 PM
2/22	@ Auburn Montgomery *	6:30 PM
2/27	GSC Quarterfinals	TBA
3/3	GSC Semifinals #	TBA
3/4	GSC Championship #	TBA

Home Games in **BOLD CAPS**

^ - at Tampa University in Tampa, Fla.

* - Denotes Gulf South Conference Game

- Pete Hanna Center / Samford University

All Times Eastern

STAY CONNECTED



@UWGathletics



West Georgia Wolves



@uwgsports

GAMES 23 & 24

WEST GEORGIA WOLVES

VALDOSTA STATE BLAZERS



13-9, 9-6 GSC

WEST GEORGIA QUICK FACTS

Head Coach: Scott Groninger
Record at School: 101-117 / 8th Year
Points Leader: Kayla Carter (13.7)
Rebound Leader: A'Kia Harris (7.2)
Assists Leader: Aysha Harris (3.2)

QUICK COMPARISON	
65.3	Points Per Game
61.1	Points Allowed Per Game
41.0	Rebounds Per Game
.382	Field Goal Percentage
.257	Three-Point Percentage
.676	Free-Throw Percentage



16-7, 10-5 GSC

VALDOSTA STATE QUICK FACTS

Head Coach: Carley Kuhns
Record at School: 42-13 / 2nd Year
Points Leader: Madi Mitchell (18.2)
Rebound Leader: Kenya Samone' Dixon (9.3)
Assists Leader: Taylor Buie (2.6)

WEST GEORGIA WOLVES

WEST FLORIDA ARGONAUTS



13-9, 9-6 GSC

WEST GEORGIA QUICK FACTS

Head Coach: Scott Groninger
Record at School: 101-117 / 8th Year
Points Leader: Kayla Carter (13.7)
Rebound Leader: A'Kia Harris (7.2)
Assists Leader: Aysha Harris (3.2)

QUICK COMPARISON	
65.3	Points Per Game
61.1	Points Allowed Per Game
41.0	Rebounds Per Game
.382	Field Goal Percentage
.257	Three-Point Percentage
.676	Free-Throw Percentage



14-8, 9-6 GSC

WEST FLORIDA QUICK FACTS

Head Coach: Stephanie Lawrence Yelton
Record at School: 104-64 / 6th Year
Points Leader: Halee Nieman (14.6)
Rebound Leader: Courtney Meyer (11.1)
Assists Leader: Jade Davis (2.8)

JUST A GLANCE

West Georgia went 2-0 on their road trip through Mississippi last week.
 Coach Scott Groninger earned his 100th win last week with the victory over Delta State.
 UWG is tied for fifth with UWF in the GSC Standings.

A WIN WOULD...

Be the fourth straight win for the Wolves.
 Tie the Wolves with VSU in the GSC Standings.
 Secure the second straight season of double-digit GSC wins.
 Be the second four-game winning streak of the season.

INSIDE THE SERIES

vs. VSU
Overall: VSU leads 39-32
Groninger vs. VSU: 6-9
Kuhns vs. UWG: 2-1
Last: VSU 56, UWG 45 - 1/21/18
vs. UWF
Overall: UWF leads, 29-22
Groninger vs. UWF: 9-10
Lawrence Yelton vs. UWG: 7-6
Last: UWF 69, UWG 68 on 1/19/18

PROJECTED STARTERS

West Georgia		Ht.	Yr.	Hometown	PPG	RPG	Other	
F	14	A'Kia Harris	5-10	So.	Calera, AL	6.2	7.0	48.6 FG%
F	34	De'Ashia Jones	6-0	Sr.	Newark, NJ	8.7	6.2	42 Blocks
F	13	D'Asia Cain	5-11	Sr.	Smyrna, GA	5.0	5.5	34.0 FG%
G	24	Aysha Harris	5-8	So.	Memphis, TN	10.7	3.4	70 Steals
G	1	Kayla Carter	5-7	Sr.	Charleston, SC	13.6	4.2	42.9 FG%
Valdosta State		Ht.	Yr.	Hometown	PPG	RPG	Other	
F	15	Madi Mitchell	6-1	Sr.	Warwick, GA	18.2	9.0	49.6 FG%
F	34	Kenya Samone' Dixon	5-9	Sr.	Baton Rouge, LA	12.2	9.3	83.1 FT%
G	3	Kayla Bonilla	5-7	Jr.	Perry, GA	6.6	2.4	40.5 FG%
G	13	Jazmine McIntosh	5-5	Sr.	Gallatin, TN	3.3	4.0	39.5 FG%
G	4	Taylor Buie	5-5	Sr.	Puyallup, WA	10.4	2.2	33.1 3P%
West Florida		Ht.	Yr.	Hometown	PPG	RPG	Other	
F	25	Courtney Meyer	6-2	Sr.	Onalaska, WI	8.0	11.1	41.3 FG%
F	32	Halee Nieman	5-11	Jr.	Midland, MI	14.6	7.9	32.8 3P%
G	22	Shami Goodman	5-6	Sr.	Chicago, IL	11.3	3.0	36.7 3P%
G	20	Belle Bistrow	5-9	Jr.	Jacksonville, FL	8.4	2.5	2.3 APG
G	3	Jade Davis	5-4	Sr.	Atlanta, GA	3.7	2.3	2.8 APG





WEST GEORGIA WOLVES WOMEN'S BASKETBALL

NUMERICAL ROSTER

NO.	NAME	POS	HT	CL	HOMETOWN/HS	PREVIOUS SCHOOL
1	Kayla Carter	G	5-7	SR	Charleston, SC/North Charleston	Georgia Highlands
2	Siera Carter	G	5-9	FR	East Point, GA/Central Christian	
4	Terrianna Cave	F	5-10	JR	Lithonia, GA/Stephenson	
5	Camreen White	G	5-2	JR	McDonough, GA/Henry County	
10	Daisha Terry	G	5-9	JR	Macon, GA/Westside Macon	St. Petersburg
11	Claudia Hester	G	5-3	JR	Douglasville, GA/Alexander	Truett-McConnell
13	D'Asia Cain	F	5-11	SR	Smyrna, GA/Campbell	UNC-Wilmington
14	A'Kia Harris	C	5-10	JR	Calera, AL/Calera	
21	Sarah Carter	F	5-10	RS	East Point, GA/Central Christian	
22	Kilah Nixon	G	5-5	JR	Brunswick, GA/Brunswick	Savannah State
23	Jessica Brown	F	6-1	SO	Collierville, TN/Collierville	North Alabama
24	Aysha Harris	G	5-8	SO	Memphis, TN/Houston	
33	Jayda Dooley	F	6-1	FR	Marietta, GA/Osborne	
34	De'Ashia Jones	F	6-0	JR	Newark, NJ/Malcolm Shabazz	Georgia Highlands

ALPHABETICAL ROSTER

NO.	NAME	POS.
23	Jessica Brown	F
13	D'Asia Cain	F
21	Sarah Carter	F
2	Siera Carter	G
1	Kayla Carter	G
4	Terrianna Cave	F
33	Jayda Dooley	F
14	A'Kia Harris	C
24	Aysha Harris	G
11	Claudia Hester	G
34	De'Ashia Jones	F
22	Kilah Nixon	G
10	Daisha Terry	G
5	Camreen White	G

COACHING STAFF

Head Coach: Scott Groninger (William Jewell; Eighth Season)
Assistant Coach: Manisha Redus (Alabama; Third Season)
Graduate Assistant: Kelsey McClure (West Georgia; Second Season)

PRONUNCIATION GUIDE

4	Terrianna Cave	terry-AH-na
13	D'Asia Cain	DEE- aye-zsha
14	A'Kia Harris	uh-KEY-uh
22	Kilah Nixon	KY-luh
24	Aysha Harris	AYE-shuh
34	De'Ashia Jones	DEE-aye-shuh

ROSTER BY CLASS

Senior	
1	Kayla Carter
13	D'Asia Cain
34	De'Ashia Jones
Junior	
4	Terrianna Cave
5	Camreen White
10	Daisha Terry
11	Claudia Hester
14	A'Kia Harris
22	Kilah Nixon
23	Jessica Brown
24	Aysha Harris
31	Ivana Negron

Sophomore	
3	Madison Wilder

Redshirt Freshman	
33	Jayda Dooley

Freshman	
2	Siera Carter
21	Sarah Carter

ROSTER BY LOCATION

Georgia	
2	Siera Carter
4	Terrianna Cave
5	Camreen White
10	Daisha Terry
11	Claudia Hester
13	D'Asia Cain
21	Sarah Carter
22	Kilah Nixon
33	Jayda Dooley

Tennessee	
23	Jessica Brown
24	Aysha Harris

Alabama	
14	A'Kia Harris

South Carolina	
1	Kayla Carter


New Jersey	
34	De'Ashia Jones



KAYLA CARTER
5-7 | SR | G
CHARLESTON, SC
GA HIGHLANDS



SIERA CARTER
5-9 | FR | G
EAST POINT, GA
CENTRAL CHRISTIAN



TERRIANNA CAVE
5-10 | JR | F
LITHONIA, GA
STEPHENSON



CAMREEN WHITE
5-2 | JR | G
MCDONOUGH, GA
HENRY COUNTY



DAISHA TERRY
5-9 | JR | G
MACON, GA
ST. PETERSBURG



CLAUDIA HESTER
5-3 | JR | G
DOUGLASVILLE, GA
TRUETT-MCCONNELL



D'ASIA CAIN
5-11 | SR | F
SMYRNA, GA
UNC-WILMINGTON



A'KIA HARRIS
5-10 | JR | C
CALERA, AL
CALERA



SARAH CARTER
5-10 | RS | F
EAST POINT, GA
CENTRAL CHRISTIAN



KILAH NIXON
5-5 | JR | G
BRUNSWICK, GA
SAVANNAH STATE




JESSICA BROWN
6-1 | JR | F
COLLIERVILLE, TN
NORTH ALABAMA



AYSHA HARRIS
5-8 | JR | G
MEMPHIS, TN
HOUSTON



JAYDA DOOLEY
6-1 | FR | F
MARIETTA, GA
OSBORNE



DE'ASHIA JONES
6-0 | SR | F
NEWARK, NJ
GA HIGHLANDS





WEST GEORGIA WOLVES WOMEN'S BASKETBALL

BY THE NUMBERS

8

Junior forward A'Kia Harris recorded her eighth career double-double, and fourth of the season on Saturday against Mississippi College.

13

Kayla Carter needs 13 points to become the ?? player at UWG to score 300 points in a single-season. Carter averages 13.7 per game for UWG.

73

Aysha Harris has 73 steals on the season, which leads the Gulf South Conference. In steals per game, she is seventh in the nation with 3.32.

TEAM NOTES

- When they needed it the most, the Wolves went on the road and gutted out two crucial wins last weekend.
- The Wolves are now 13-9 on the season and sit at 9-6 in Gulf South Conference ahead of this week's huge matchups with Valdosta State and West Florida.
- UWG defeated Delta State last Thursday by a 55-46 final before beating Mississippi College in overtime on Saturday evening.
- Four Wolves scored in double-figures in UWG's overtime win against Mississippi College.
- Kayla Carter led with 21 points, followed by Aysha Harris with 14, De'Ashia Jones with 11 and A'Kia Harris with 10
- A'Kia Harris recorded her fourth double-double of the season and eighth of her career with 10 points and 12 rebounds against the Choctaws.
- Head coach Scott Groninger won his 100th career game at UWG with the win over Delta State.

A CLOSER LOOK: VALDOSTA STATE

- The Blazers enter this weekend with a 16-7 record overall and a 10-5 Gulf South Conference record. VSU has won five of their last six, including home wins over Shorter and Lee last weekend.
- Valdosta State is one game ahead of West Georgia in the Gulf South Conference, sitting in fourth place.
- Madi Mitchell is Valdosta State's leading scorer, averaging 18.2 points per game. Mitchell is the Blazers' second-leading rebounder, pulling down 9.0 boards per game.
- The rebounding leader is Kenya Samone' Dixon, who averages 9.3 rebounds per game, and also scores 12.2 points per game.
- Second-year head coach Carley Kuhns is 42-13 as VSU's head coach.

INSIDE THE SERIES

- Valdosta State has the edge in the all-time series, winning 39 game to West Georgia's 32 wins against VSU.
- The Blazers won the last matchup 56-45, as UWG had their lowest offensive production in the contest back on January 21.
- Coach Groninger is 6-9 against Valdosta State in seven and a half seasons as West Georgia's head coach.

A CLOSER LOOK: WEST FLORIDA

- The Argos are 14-8 on the season and sit at 9-6

in the GSC. West Georgia and UWF have the same records, but UWF owns a tiebreaker in a head-to-head matchup.

- West Florida travels to Auburn-Montgomery for a Thursday night matchup before Saturday's contest at The Coliseum.
- Hallee Nieman leads the Argos in scoring, averaging 14.6 points per game, and shooting at 1 41 percent clip from the field.
- Courtney Meyer leads West Florida in rebounding, pulling down 11.1 rebounds per game. She also leads UWF in blocks with 58.
- Stephanie Lawrence Yelton is in her sixth season as UWF's head coach and just recently eclipsed her 100th career win at UWF.

INSIDE THE SERIES

- West Florida leads in the all-time series by a 29-22 margin, including the last matchup, a wild 69-68 overtime win in Pensacola.
- Coach Groninger is 9-10 as UWG's head coach head-to-head against West Florida, while Lawrence Yelton is 7-6 against the Wolves.

POSTSEASON OUTLOOK

- Last week's wins were huge for the Wolves' postseason hopes, and this weekend will bring another pair of games with huge implications.
- With a second straight weekend sweep, the Wolves could jump ahead of UWF and would be tied with VSU with three games to play.
- UWG's final three opponents have a combined record of 24-41 while VSU will take on three teams with a combined record of 37-31.

2017-18 QUICK FACTS

General Information

Institution	University of West Georgia
City/Zip	Carrollton, GA 30118
Founded	1906
Enrollment	13,250
Nickname.....	Wolves
Colors.....	Blue and Red
Facility.....	The Coliseum
Capacity.....	6,790
Affiliation	NCAA Division II
Conference.....	Gulf South
President.....	Dr. Kyle Marrero
Alma Mater	Bowling Green State
Athletic Director	Daryl Dickey
Alma Mater	Tennessee
Athletic Dept. Phone	678-839-6533

Sports Information

Asst. AD for Media	Matt Cooke
Office Phone	678-839-6544
Email	mcooke@westga.edu
Sports Info. Director.....	Mitch Gray
Office Phone	678-839-6542
Email	mgray@westga.edu
Asst. SID	Jared Boggus
Office Phone	678-839-1883
Email	jboggus@westga.edu

Sports Medicine

Head Athletic Trainer	Carri Stewart
Basketball Trainer	Jackie Smith

Coaching Staff

Head Coach	Scott Groninger
Alma Mater	William Jewell
Assistant Coach	Manisha Redus
Alma Mater	Alabama
Graduate Assistant	Kelsey McClure
Alma Mater	Arkansas Tech





WEST GEORGIA WOLVES WOMEN'S BASKETBALL

HEAD COACH SCOTT GRONINGER

Eighth-Season

YEAR	SCHOOL	OVERALL	CONF.
2003-04	Chowan	18-8	13-3
2004-05	CBU	13-13	4-12
2005-06	CBU	10-17	3-13
2006-07	CBU	10-17	2-12
2007-08	CBU	19-10	6-8
2008-09	CBU	11-16	4-10
2009-10	CBU	15-12	6-8
2010-11	West Georgia	9-18	6-6
2011-12	West Georgia	10-17	4-10
2012-13	West Georgia	16-10	10-8
2013-14	West Georgia	10-18	7-13
2014-15	West Georgia	19-11	13-9
2015-16	West Georgia	9-20	9-13
2016-17	West Georgia	15-13	13-9
2017-18	West Georgia	13-9	9-6
TOTALS		186-202	109-140



Education: William Jewell
Previous Stops: Chowan & Christian Brothers

Head Coach Scott Groninger begins his eighth season at the helm of the UWG program this fall, looking for bigger and better success.

Groninger has put together an 88-108 record in seven seasons as the Wolves' head coach, with his best season coming in 2014-15, a 19-11 overall finish and a 13-9 mark in Gulf South Conference play. In 2016-17, Groninger matched his career best GSC record going 13-9 in league play. Groninger's Wolves reached the Gulf South Conference Tournament Semifinals two years straight in the 2013-14 and 2014-15 seasons, and returned to the semifinals a season ago.

In his previous seven seasons, Groninger has coached six All-Gulf South Conference selections, and landed two on the All-South Region Teams and two Honorable Mention All-America Selections. De'Ashia Jones is the most recent All-GSC honoree on Groninger's résumé, earning Second Team honors a season ago.

In 2015-16, Katrina Littlepage was named both All-Region and All-America while Taylor Beverly earned that honor in her one season in Carrollton in 2014-15.

Groninger is a graduate of William Jewell College, and earned a Master's Degree from Georgia Southern. His head coaching experience dates back to 2003 when he became the head coach at Chowan in North Carolina. Groninger was also an assistant coach at the University of Kentucky and at Chicago State.

All-Gulf South Conference		
2010-11	Monica Williams	2nd Team
2011-12	Shunice Hardy	1st Team
2012-13	Mone Peoples	2nd Team
2014-15	Taylor Beverly	1st Team
2015-16	Katrina Littlepage	1st Team
2016-17	De'Ashia Jones	2nd Team
All-South Region		
2014-15	Taylor Beverly	1st Team
2015-16	Katrina Littlepage	2nd Team
All-American		
2014-15	Taylor Beverly	HM
2015-16	Katrina Littlepage	HM

2017-18 GULF SOUTH CONFERENCE STANDINGS

SCHOOL	CONF	CPCT.	OVR	PCT.	STREAK
Union *	14-1	0.933	21-2	0.913	L1
North Alabama *	14-2	0.875	21-2	0.913	W5
Lee	11-4	0.733	18-5	0.783	L1
Valdosta State	10-5	0.667	16-7	0.696	W2
West Florida	9-6	0.600	14-8	0.636	W1
West Georgia	9-6	0.600	13-9	0.591	W3
West Alabama	8-7	0.533	11-11	0.500	L1
Christian Brothers	8-7	0.533	9-12	0.429	W1
Delta State	7-8	0.467	9-12	0.429	W1
Alabama Huntsville	6-10	0.375	12-11	0.522	W1
Auburn Montgomery ^	4-11	0.267	8-14	0.364	L3
Mississippi College	3-12	0.200	7-14	0.333	L1
Shorter	3-12	0.200	5-16	0.238	L4
Montevallo	0-15	0.000	2-21	0.087	L18

^ Results against Auburn Montgomery count towards the league standings, but this school is not eligible for the postseason.

WBCA DIVISION II POLL - FEB. 6

RK	SCHOOL (FPV)	W-L	PTS	PRV
1	Ashland (24)	600	22-0	1
2	Lubbock Christian	575	21-1	2
3	Carson-Newman	544	22-1	5
4	Central Missouri	508	19-1	6
5	Augustana (SD)	495	21-1	7
6	Alaska Anchorage	447	20-2	8
7	Bentley	430	20-2	3
8	Drury	403	20-2	9
9	Virginia Union	396	20-2	4
10	SW Oklahoma State	395	20-1	10
11	Glenville State	375	21-1	12
12	Indiana (PA)	332	19-2	13
13	Edinboro	280	18-2	15
14	Union (TN)	272	21-2	10
15	Southern Indiana	270	19-2	16
16	Michigan Tech	208	18-3	17
17	North Alabama	195	20-2	20
18	Univ. of the Sciences	177	21-2	19
19	Azusa Pacific	173	22-3	18
20	California (PA)	135	18-4	14
21	Wingate	127	17-3	22
22	Stonehill	99	19-2	NR
23	Virginia State	98	19-2	23
24	Hawaii Pacific	64	18-2	NR
25	West Texas A&M	51	18-4	25

Dropped Out: Grand Valley State (18-4); Central Oklahoma (17-5);

Others receiving votes: Grand Valley State (18-4) 29; North Georgia (18-3) 27; Minnesota State Moorhead (19-3) 15; UC San Diego (19-3) 15; Colorado State-Pueblo (17-6) 13;

D2SIDA SOUTH REGION POLL - FEB. 5

1	Union (4)	21-2	58	1
2	North Alabama (2)	20-2	55	2
3	Florida Southern	18-3	49	3
4	Embry-Riddle	16-5	38	5
5	Lee	18-5	36	4
6	Eckerd	16-6	34	6
7	Valdosta State	16-7	21	8
8	Barry	15-7	17	7
9	West Florida	14-8	8	9
10	Central State	17-4	7	10

Receiving votes: Tampa (5), Clark Atlanta (2).





WEST GEORGIA WOLVES WOMEN'S BASKETBALL





INSIDE THE NUMBERS

2017-18 Record	13-9
Non-Conference	4-3
GSC	9-6
Home	6-4
Away	6-5
Neutral	1-0
Current Streak	W3
Last Win	2/3/18 at Mississippi College (66-61)
Last Loss	1/25/18 vs. West Alabama (59-51)
Current Home Streak	W1
Last Win	1/27/18 vs. Montevallo (74-56)
Last Loss	1/25/18 vs. West Alabama (59-51)
Current Road Streak	W2
Last Win	2/3/17 at Mississippi College (66-61)
Last Loss	1/21/18 at Valdosta State (56-45)
Current Neutral Streak	W1
Last Win	11/10/17 vs. Palm Beach Atlantic (74-60)
Last Loss	3/4/17 vs. West Florida (70-62)
Records when...	
in November	4-2
in December	4-1
in January	3-6
in February	2-0
in March	0-0
on Monday	2-1
on Tuesday	2-1
on Wednesday	1-0
on Thursday	2-2
on Friday	2-1
on Saturday	4-3
on Sunday	0-1
more or same rebounds than opponent	10-4
fewer rebounds than opponent	3-5
leading at halftime	5-2
trailing at halftime	6-7
tied at halftime	2-0
shooting more free throws	9-3
shooting same or fewer free throws	4-6
overtime	0-1
shooting 45% or better	4-0
shooting between 40-45%	5-2
shooting between 35-40%	1-3
shooting less than 35%	3-4
opponent shoots 45% or better	1-1
opponent shoots between 40-45%	2-4
opponent shoots between 35-40%	3-2
opponent shoots less than 35%	7-2
scoring fewer than 50 points	0-1
scoring between 50-59 points	3-1
scoring between 60-69 points	4-6
scoring between 70-79 points	6-1
scoring 80+ points	0-0
opponent scores fewer than 50 points	3-0
opponent scores between 50-59 points	5-2
opponent scores between 60-69 points	5-3
opponent scores between 70-79 points	0-3
opponent scores 80+ points	0-1
game decided by 5 or fewer points	5-5
game decided by 6-10 points	2-2
game decided by 11-19 points	4-2
game decided by 20 or more points	2-0
UWG has 0 players in double figures	0-0
UWG has 1 player in double figures	0-1
UWG has 2 players in double figures	3-6
UWG has 3 players in double figures	6-2
UWG has 4 players in double figures	3-0
UWG has 5+ players in double figures	1-0

START CHART

GAME	G	G	F	F	C
Palm Beach Atlantic	Nixon	Carter	Ay. Harris	Jones	AK. Harris
@ Tampa	Nixon	Carter	Ay. Harris	Jones	AK. Harris
@ Tuskegee	Nixon	Carter	Ay. Harris	Jones	AK. Harris
Albany State	Nixon	Carter	Ay. Harris	Jones	AK. Harris
Fort Valley State	Carter	Ay. Harris	Terry	D. Cain	AK. Harris
@ Shorter	Carter	Ay. Harris	Cain	Jones	AK. Harris
@ Lee	Carter	Ay. Harris	Cain	Jones	AK. Harris
@ Clark Atlanta	Carter	Ay. Harris	Cain	Jones	AK. Harris
Mississippi College	Carter	Ay. Harris	Cain	Jones	AK. Harris
Delta State	Carter	Ay. Harris	Cain	Jones	AK. Harris
Point	Carter	Ay. Harris	Cain	Jones	AK. Harris
@ Union	Nixon	Ay. Harris	Cain	Brown	AK. Harris
@ Christian Brothers	Carter	Ay. Harris	Cain	Jones	AK. Harris
AUM	Carter	Ay. Harris	Cain	Jones	AK. Harris
North Alabama	Carter	Ay. Harris	Cain	Jones	AK. Harris
Alabama Huntsville	Carter	Ay. Harris	Cain	Jones	AK. Harris
@ West Florida	Carter	Ay. Harris	Cain	Jones	AK. Harris
@ Valdosta State	Nixon	Ay. Harris	Cain	Brown	AK. Harris
West Alabama	Carter	Ay. Harris	Terry	Jones	AK. Harris
Montevallo	Carter	Ay. Harris	Brown	Jones	AK. Harris
@ Delta State	Carter	Ay. Harris	Brown	Jones	AK. Harris
@ Mississippi College	Carter	Ay. Harris	Brown	Jones	AK. Harris
Valdosta State					
West Florida					
Shorter					
@ West Alabama					
@ AUM					

CAREER HIGHS

 1 Kayla Carter Points: 21 Rebounds: 9 Assists: 5 Steals: 3 Blocks: 0 FG Made: 8	3P Made: 3 FT Made: 6	 14 A'Kia Harris Points: 21 Rebounds: 18 Assists: 2 Steals: 4 Blocks: 1 FG Made: 8	3P Made: 0 FT Made: 4
 2 Siera Carter Points: - Rebounds: - Assists: - Steals: - Blocks: - FG Made: -	3P Made: - FT Made: -	 21 Sarah Carter Points: - Rebounds: - Assists: - Steals: - Blocks: - FG Made: -	3P Made: - FT Made: -
 4 Terrianna Cave Points: 25 Rebounds: 7 Assists: 2 Steals: 2 Blocks: 3 FG Made: 5	3P Made: 5 FT Made: 9	 22 Kilah Nixon Points: 14 Rebounds: 6 Assists: 3 Steals: 2 Blocks: 1 FG Made: 5	3P Made: 1 FT Made: 3
 5 Camreen White Points: 11 Rebounds: 3 Assists: 4 Steals: 3 Blocks: 1 FG Made: 4	3P Made: 3 FT Made: 4	 23 Jessica Brown Points: 27 Rebounds: 8 Assists: 2 Steals: 3 Blocks: 5 FG Made: 9	3P Made: 4 FT Made: 9
 10 Daisha Terry Points: 7 Rebounds: 7 Assists: 2 Steals: 2 Blocks: 1 FG Made: 3	3P Made: 0 FT Made: 1	 24 Aysha Harris Points: 23 Rebounds: 6 Assists: 7 Steals: 5 Blocks: 2 FG Made: 6	3P Made: 2 FT Made: 15
 11 Claudia Hester Points: 9 Rebounds: 2 Assists: 1 Steals: 1 Blocks: 0 FG Made: 3	3P Made: 3 FT Made: 4	 33 Jayda Dooley Points: 13 Rebounds: 9 Assists: 0 Steals: 2 Blocks: 7 FG Made: 3	3P Made: 0 FT Made: 7
 13 D'Asia Cain Points: 15 Rebounds: 12 Assists: 6 Steals: 4 Blocks: 2 FG Made: 6	3P Made: 4 FT Made: 3	 34 De'Ashia Jones Points: 33 Rebounds: 18 Assists: 4 Steals: 5 Blocks: 6 FG Made: 10	3P Made: 2 FT Made: 15





WEST GEORGIA WOLVES WOMEN'S BASKETBALL

2017-18 West Georgia Season Box Score All games

RECORD:	OVERALL	HOME	AWAY	NEUTRAL
ALL GAMES	13-9	6-4	7-5	0-0
CONFERENCE	9-6	5-2	4-4	0-0
NON-CONFERENCE	4-3	1-2	3-1	0-0

##	Player	GP	GS	Min	Avg	FG	FGA	Pct	3FG	FGA	Pct	FT	FTA	Pct	Off	Def	Tot	Avg	PF	FO	A	TO	Blk	Stl	Pts	Avg
01	Carter,Kayla	21	20	634	30.2	102	244	.418	13	61	.213	70	95	.737	34	56	90	4.3	50	0	44	81	1	33	287	13.7
24	Harris,Aysha	22	22	750	34.1	74	204	.363	4	33	.121	81	121	.669	29	51	80	3.6	61	1	70	70	3	73	233	10.6
23	Brown,Jessica	22	5	505	23.0	81	200	.405	27	77	.351	34	46	.739	21	64	85	3.9	48	2	6	18	15	19	223	10.1
34	Jones,De'Ashia	20	19	463	23.2	64	169	.379	2	14	.143	46	63	.730	46	84	130	6.5	55	3	32	50	48	15	176	8.8
14	Harris,A'Kia	22	22	515	23.4	58	123	.472	0	1	.000	27	53	.509	51	108	159	7.2	38	0	9	24	0	22	143	6.5
03	Wilder,Madison	4	0	44	11.0	9	19	.474	7	15	.467	1	1	1.000	3	8	11	2.8	4	0	6	7	2	2	26	6.5
13	Cain,D'Asia	20	14	532	26.6	38	112	.339	14	54	.259	12	18	.667	32	80	112	5.6	38	1	23	36	4	25	102	5.1
22	Nixon,Kilah	20	6	406	20.3	37	106	.349	9	33	.273	19	33	.576	11	43	54	2.7	19	0	15	45	1	16	102	5.1
10	Terry,Daisha	19	2	298	15.7	22	69	.319	3	20	.150	15	24	.625	18	34	52	2.7	21	1	20	21	2	17	62	3.3
04	Cave,Terrianna	18	0	146	8.1	18	53	.340	4	17	.235	7	9	.778	3	9	12	0.7	17	0	4	5	0	5	47	2.6
05	White,Camreen	8	0	65	8.1	5	21	.238	3	8	.375	2	2	1.000	5	4	9	1.1	6	0	2	5	0	5	15	1.9
33	Dooley,Jayda	14	0	78	5.6	5	22	.227	0	0	.000	11	16	.688	9	8	17	1.2	11	0	1	8	9	2	21	1.5
11	Hester,Claudia	3	0	10	3.3	0	2	.000	0	1	.000	0	0	.000	0	0	0	0.0	0	0	0	0	0	0	0	0.0
02	Carter,Siera	2	0	4	2.0	0	0	.000	0	0	.000	0	0	.000	0	0	0	0.0	0	0	0	1	0	0	0	0.0
TM	Team.....														43	49	92	4.2	0			9			0	
	Total.....	22				513	1344	.382	86	334	.257	325	481	.676	305	598	903	41.0	368	8	232	380	85	234	1437	65.3
	Opponents.....	22				468	1306	.358	132	451	.293	277	407	.681	290	595	885	40.2	421	-	265	423	51	177	1345	61.1

SCORE BY PERIODS:	1st	2nd	3rd	4th	OT	Total
West Ga.	347	357	355	360	18	1437
Opponents	348	333	306	344	14	1345

DEADBALL REBOUNDS:	OFF	DEF	TOTAL
West Ga.	84	5	89
Opponents	74	4	78

	UWG	Opponents
SCORING	1437	1345
Points per game	65.3	61.1
Scoring margin	+4.2	-
FIELD GOALS-ATT	513-1344	468-1306
Field goal pct	.382	.358
3 POINT FG-ATT	86-334	132-451
3-point FG pct	.257	.293
3-pt FG made per game	3.9	6.0
FREE THROWS-ATT	325-481	277-407
Free throw pct	.676	.681
F-Throws made per game	14.8	12.6
REBOUNDS	903	885
Rebounds per game	41.0	40.2
Rebounding margin	+0.8	-
ASSISTS	232	265
Assists per game	10.5	12.0
TURNOVERS	380	423
Turnovers per game	17.3	19.2
Turnover margin	+2.0	-
Assist/turnover ratio	0.6	0.6
STEALS	234	177
Steals per game	10.6	8.0
BLOCKS	85	51
Blocks per game	3.9	2.3
ATTENDANCE	5492	4822
Home games-Avg/Game	10-549	12-402
Neutral site-Avg/Game	-	0-0

Date	Opponent	Score	Attend
11/10/17	at Palm Beach Atl.	W 74-60	57
11/11/17	at Tampa	L 68-71	78
11/17/17	at Tuskegee	W 63-58	322
11/20/17	ALBANY STATE (GA)	L 65-69	475
11/21/17	FORT VALLEY STATE	W 76-52	475
* 11/30/17	at Shorter	W 61-47	250
* 12/2/17	at Lee University	W 72-63	328
12/13/17	at Clark Atlanta University	W 69-67	100
* 12/16/17	MISSISSIPPI COLLEGE	W 57-55	576
* 12/18/17	DELTA STATE UNIVERSITY	W 55-54	872
12/30/17	POINT UNIVERSITY	L 62-67	579
* 1/2/18	at Union (TN)	L 78-84	419
* 1/4/18	at Christian Brothers	L 67-70	512
* 1/9/18	AUBURN MONTGOMERY	W 72-44	605
* 1/13/18	NORTH ALABAMA	L 63-74	827
* 1/15/18	ALABAMA HUNTSVILLE	W 76-63	475
* 1/19/18	at West Florida	LOT 68-69	298
* 1/20/18	at Valdosta State	L 45-56	628
* 1/25/18	WEST ALABAMA	L 51-59	292
* 1/27/18	UNIVERSITY OF MONTEVALLO	W 74-56	316
* 2/1/18	at Delta State University	W 55-46	1173
* 2/3/18	at Mississippi College	WOT 66-61	657

