



WEST GEORGIA WOLVES WOMEN'S BASKETBALL

Jared Boggus | Assistant Sports Information Director | O: 678-839-1883 | C: 770-876-7738 | Email: jrboggus@westga.edu

2017-18 SCHEDULE & RESULTS

Date	Opponent	Time/Result
11/10	Palm Beach Atlantic ^	W 74-60
11/11	@ Tampa	L 71-68
11/17	@ Tuskegee	W 63-58
11/20	ALBANY STATE	L 69-65
11/21	FORT VALLEY STATE	W 76-52
11/30	@ Shorter *	W 61-47
12/2	@ Lee *	W 72-63
12/13	@ Clark Atlanta	W 69-67
12/16	MISSISSIPPI COLLEGE *	W 57-55
12/18	DELTA STATE *	W 55-54
12/30	POINT	L 67-62
1/2	@ Union *	L 84-78
1/4	@ Christian Brothers *	L 70-67
1/8	AUBURN MONTGOMERY *	W 72-44
1/13	NORTH ALABAMA *	2:00 PM
1/15	ALABAMA HUNTSVILLE *	2:00 PM
1/18	@ West Florida *	6:30 PM
1/20	@ Valdosta State *	2:00 PM
1/25	WEST ALABAMA *	5:30 PM
1/27	MONTEVALLO *	2:00 PM
2/1	@ Delta State *	6:30 PM
2/3	@ Mississippi College *	2:00 PM
2/8	VALDOSTA STATE *	5:30 PM
2/10	WEST FLORIDA *	2:00 PM
2/14	SHORTER	5:30 PM
2/17	@ West Alabama *	3:00 PM
2/22	@ Auburn Montgomery *	6:30 PM
2/27	GSC Quarterfinals	TBA
3/3	GSC Semifinals #	TBA
3/4	GSC Championship #	TBA

Home Games in **BOLD CAPS**

^ - at Tampa University in Tampa, Fla.

* - Denotes Gulf South Conference Game

- Pete Hanna Center / Samford University

All Times Eastern

STAY CONNECTED



@UWGathletics



West Georgia Wolves



@uwgsports

GAMES 15-16

WEST GEORGIA WOLVES



#24 NORTH ALABAMA LIONS



9-5, 5-2 GSC

WEST GEORGIA QUICK FACTS

Head Coach: Scott Groninger
Record at School: 97-113 / 8th Year
Points Leader: Kayla Carter (14.1)
Rebound Leader: De'Ashia Jones (6.2)
Assists Leader: Aysha Harris (3.3)

QUICK COMPARISON	
67.1	Points Per Game 51.6
61.5	Points Allowed Per Game 59.6
40.1	Rebounds Per Game 34.2
.405	Field Goal Percentage .348
.260	Three-Point Percentage .279
.659	Free-Throw Percentage .565



14-1, 7-1 GSC

NORTH ALABAMA QUICK FACTS

Head Coach: Missy Tiber
Record at School: 68-58 / 5th Year
Points Leader: Emma Wallen (19.7)
Rebound Leader: Michaela DeKilder (8.9)
Assists Leader: Ivy Wallen (10.2)

WEST GEORGIA WOLVES



ALABAMA HUNTSVILLE CHARGERS



9-5, 5-2 GSC

WEST GEORGIA QUICK FACTS

Head Coach: Scott Groninger
Record at School: 97-113 / 8th Year
Points Leader: Kayla Carter (14.1)
Rebound Leader: De'Ashia Jones (6.2)
Assists Leader: Aysha Harris (3.3)

QUICK COMPARISON	
67.1	Points Per Game 51.6
61.5	Points Allowed Per Game 59.6
40.1	Rebounds Per Game 34.2
.405	Field Goal Percentage .348
.260	Three-Point Percentage .279
.659	Free-Throw Percentage .565



10-5, 4-4 GSC

ALABAMA HUNTSVILLE QUICK FACTS

Head Coach: Andrea Lemmond
Record at School: 41-57 / 4th Year
Points Leader: Chandler Elder (12.5)
Rebound Leader: Chandler Elder (7.7)
Assists Leader: Chandler Elder (2.8)

JUST A GLANCE

A return to The Coliseum resulted in a 72-44 thumping of AUM on Tuesday night.
 Kayla Carter leads in scoring, averaging 14.1 points per game.
 The Wolves are in a group of four schools tied at 5-2 on the year in GSC play.

A WIN WOULD...

Be the third straight win over North Alabama.
 Give UWG four straight wins over UAH.
 Be the 98th career win for head coach Scott Groninger.
 Put the Wolves at 10-5 on the season and 6-2 in league play.

INSIDE THE SERIES

vs. UNA
Overall: UNA leads 38-32
Groninger vs. UNA: 9-9
Tiber vs. UWG: 4-8
Last: UWG 60, UNA 57 - 2/28/17
vs. UAH
Overall: UWG leads 30-22
Groninger vs. UAH: 8-10
Lemmond vs. UWG: 3-3
Last: UWG 64, UAH 58 - 2/11/17

PROJECTED STARTERS

West Georgia		Ht.	Yr.	Hometown	PPG	RPG	Other	
F	14	A'Kia Harris	5-10	So.	Calera, AL	4.6	5.4	47.4 FG%
F	34	De'Ashia Jones	6-0	Sr.	Newark, NJ	8.7	6.2	20 Blocks
F	13	D'Asia Cain	5-11	Sr.	Smyrna, GA	5.4	5.4	81.8 FT%
G	24	Aysha Harris	5-8	So.	Memphis, TN	10.4	3.6	46 Steals
G	1	Kayla Carter	5-7	Sr.	Charleston, SC	14.1	4.1	44.4 FG%
North Alabama		Ht.	Yr.	Hometown	PPG	RPG	Other	
F	33	Michaela DeKilder	5-10	Sr.	Grand Junction, MI	8.3	8.9	68.2 FG%
F	44	Brittany Panetti	6-2	So.	Katy, TX	16.9	7.3	63.8 FG%
G	00	Ansley Eubank	5-11	So.	Murfreesboro, TN	9.9	5.9	34.1 3P%
G	3	Ivy Wallen	5-7	So.	Anderson, AL	16.6	4.8	10.2 APG
G	1	Emma Wallen	5-7	So.	Anderson, AL	19.7	2.2	46.5 FG%
UAH		Ht.	Yr.	Hometown	PPG	RPG	Other	
F	21	Allie Bolton	5-10	Jr.	Smyrna, TN	3.9	1.5	35.5 3P%
F	35	Katie Speegle	6-1	So.	Decatur, AL	11.5	5.0	51.1 FG%
G	3	Aryn Sanders	5-6	So.	Signal Mountain, TN	8.6	6.2	38.2 3P%
G	24	Chandler Elder	5-9	Sr.	Madison, AL	12.5	7.7	42 Assists
G	30	Loren Foster	5-10	Sr.	Sparta, TN	10.5	1.9	43.4 FG%





WEST GEORGIA WOLVES WOMEN'S BASKETBALL

NUMERICAL ROSTER

NO.	NAME	POS	HT	CL	HOMETOWN/HS	PREVIOUS SCHOOL
1	Kayla Carter	G	5-7	SR	Charleston, SC/North Charleston	Georgia Highlands
2	Siera Carter	G	5-9	FR	East Point, GA/Central Christian	
4	Terrianna Cave	F	5-10	JR	Lithonia, GA/Stephenson	
5	Camreen White	G	5-2	JR	McDonough, GA/Henry County	
10	Daisha Terry	G	5-9	JR	Macon, GA/Westside Macon	St. Petersburg
11	Claudia Hester	G	5-3	JR	Douglasville, GA/Alexander	Truett-McConnell
13	D'Asia Cain	F	5-11	SR	Smyrna, GA/Campbell	UNC-Wilmington
14	A'Kia Harris	C	5-10	JR	Calera, AL/Calera	
21	Sarah Carter	F	5-10	RS	East Point, GA/Central Christian	
22	Kilah Nixon	G	5-5	JR	Brunswick, GA/Brunswick	Savannah State
23	Jessica Brown	F	6-1	SO	Collierville, TN/Collierville	North Alabama
24	Aysha Harris	G	5-8	SO	Memphis, TN/Houston	
33	Jayda Dooley	F	6-1	FR	Marietta, GA/Osborne	
34	De'Ashia Jones	F	6-0	JR	Newark, NJ/Malcolm Shabazz	Georgia Highlands

ALPHABETICAL ROSTER

NO.	NAME	POS.
23	Jessica Brown	F
13	D'Asia Cain	F
21	Sarah Carter	F
2	Siera Carter	G
1	Kayla Carter	G
4	Terrianna Cave	F
33	Jayda Dooley	F
14	A'Kia Harris	C
24	Aysha Harris	G
11	Claudia Hester	G
34	De'Ashia Jones	F
22	Kilah Nixon	G
10	Daisha Terry	G
5	Camreen White	G

COACHING STAFF

Head Coach: Scott Groninger (William Jewell; Eighth Season)
Assistant Coach: Manisha Redus (Alabama; Third Season)
Graduate Assistant: Kelsey McClure (West Georgia; Second Season)

PRONUNCIATION GUIDE

4	Terrianna Cave	terry-AH-na
13	D'Asia Cain	DEE- aye-zsha
14	A'Kia Harris	uh-KEY-uh
22	Kilah Nixon	KY-luh
24	Aysha Harris	AYE-shuh
34	De'Ashia Jones	DEE-aye-shuh

ROSTER BY CLASS

Senior	
1	Kayla Carter
13	D'Asia Cain
34	De'Ashia Jones
Junior	
4	Terrianna Cave
5	Camreen White
10	Daisha Terry
11	Claudia Hester
14	A'Kia Harris
22	Kilah Nixon
23	Jessica Brown
24	Aysha Harris
31	Ivana Negron

Sophomore	
3	Madison Wilder
Redshirt Freshman	
33	Jayda Dooley

Freshman	
2	Siera Carter
21	Sarah Carter

ROSTER BY LOCATION

Georgia	
2	Siera Carter
4	Terrianna Cave
5	Camreen White
10	Daisha Terry
11	Claudia Hester
13	D'Asia Cain
21	Sarah Carter
22	Kilah Nixon
33	Jayda Dooley

Tennessee	
23	Jessica Brown
24	Aysha Harris

Alabama	
14	A'Kia Harris

South Carolina	
1	Kayla Carter


New Jersey	
34	De'Ashia Jones



KAYLA CARTER
5-7 | SR | G
CHARLESTON, SC
GA HIGHLANDS



SIERA CARTER
5-9 | FR | G
EAST POINT, GA
CENTRAL CHRISTIAN



TERRIANNA CAVE
5-10 | JR | F
LITHONIA, GA
STEPHENSON



CAMREEN WHITE
5-2 | JR | G
MCDONOUGH, GA
HENRY COUNTY



DAISHA TERRY
5-9 | JR | G
MACON, GA
ST. PETERSBURG



CLAUDIA HESTER
5-3 | JR | G
DOUGLASVILLE, GA
TRUETT-MCCONNELL



D'ASIA CAIN
5-11 | SR | F
SMYRNA, GA
UNC-WILMINGTON



A'KIA HARRIS
5-10 | JR | C
CALERA, AL
CALERA




SARAH CARTER
5-10 | RS | F
EAST POINT, GA
CENTRAL CHRISTIAN



KILAH NIXON
5-5 | JR | G
BRUNSWICK, GA
SAVANNAH STATE




JESSICA BROWN
6-1 | JR | F
COLLIERVILLE, TN
NORTH ALABAMA



AYSHA HARRIS
5-8 | JR | G
MEMPHIS, TN
HOUSTON



JAYDA DOOLEY
6-1 | FR | F
MARIETTA, GA
OSBORNE



DE'ASHIA JONES
6-0 | SR | F
NEWARK, NJ
GA HIGHLANDS





WEST GEORGIA WOLVES WOMEN'S BASKETBALL

BY THE NUMBERS

11

Aysha Harris ranks 11th in the country in steals per game, averaging 3.29 per contest. Harris leads the Gulf South Conference with 46 steals.

26

Junior forward Terrianna Cave needs just 26 points to reach 500 points in her career. Cave, a Lithonia native, has scored 43 points this season.

97

Head Coach Scott Groninger has 97 career wins at West Georgia and is closing in on 200 career wins overall with 182 in this his 15th season.

TEAM NOTES

- West Georgia got back in the win column on Tuesday night, blowing out Auburn-Montgomery 72-44 at The Coliseum.
- The Wolves are now 9-5 on the season, and 5-2 in Gulf South Conference play before the Lions of North Alabama come to town Saturday followed by a Monday Show-down with UAH.
- For the first time on the year, West Georgia had four scorers in double-figures, led by 12 from junior Aysha Harris.
- Kayla Carter and D'Asia Cain each chipped in with 11 while Jessica Brown added 10.
- Cain and Brown combined to go 5-for-7 from three-point range. As a team, the Wolves finished 50 percent from behind the arc.
- A'Kia Harris just missed a double-double with eight points and nine rebounds. On the glass, Harris pulled down five offensive boards.
- Of the 11 Wolves that got in the game on Tuesday night, nine of them scored, with no player scoring less than three points.

A CLOSER LOOK: NORTH ALABAMA

- The Lions are 14-1 on the season, and ranked 24th in the nation in the WBCA Coaches' Poll. UNA sits in second in the GSC standings with a 7-1 record after falling to Union last week.
- North Alabama has three players scoring at least 15 points per game, led by Emma Wallen with 19.7. Brittany Panetti scores 16.9 per game and Ivy Wallen has 16.6 per game. The trip ranke second, fourth, and fifth in the league in scoring.
- Missy Tiber leads the Lions in her fifth year as UNA's head coach. She has a 68-58 career record.

INSIDE THE SERIES

- It's the last regular season matchup between these two long-time GSC rivals as UNA joins the A-Sun and Division I next season. UNA leads the all-time series 38-32.
- UWG has won seven of the last eight matchups, including each of the last two, with the most recent matchup coming on Super Tuesday in Carrollton last year.
- Coach Groninger is 9-9 all-time against UNA as UWG's head coach.

A CLOSER LOOK: ALABAMA HUNTSVILLE

- Alabama Huntsville is 10-5 on the season and coming off of a 74-67 loss at home to 24th-ranked Union.
- Chandler Elder leads UAH in points, rebounds and assists, averaging 12.5 points, 7.7 rebounds and 2.8 assists per game.
- Andrea Lemmond is in her fourth year at UAH, and is 41-57.

HARRIS UP TO 11TH IN STEALS

- Aysha Harris has seemed to perfect the art of the steal, as she continues to abscond from the top of the Wolves' 2-3 zone.
- The junior from Memphis ranks 11th in the country in steals per game with 3.29 per contest, a number that also leads the Gulf South Conference.
- Harris has 46 steals on the season.

MILESTONE RADAR

- With her first basket Tuesday, Aysha Harris eclipsed the 600 career point milestone.
- Both Terrianna Cave and Jessica Brown are closing in on 500 career points. Cave needs 26 points to reach 500 and Jessica Brown needs 70 to reach the same milestone.
- A'Kia Harris is 23 rebounds away from etching her name in the record book, as it will put her inside the top-15 in career rebounds. Harris has 418 rebounds in 68 career games.

2017-18 QUICK FACTS

General Information

Institution	University of West Georgia
City/Zip	Carrollton, GA 30118
Founded	1906
Enrollment	13,250
Nickname.....	Wolves
Colors.....	Blue and Red
Facility.....	The Coliseum
Capacity.....	6,790
Affiliation	NCAA Division II
Conference.....	Gulf South
President.....	Dr. Kyle Marrero
Alma Mater	Bowling Green State
Athletic Director	Daryl Dickey
Alma Mater	Tennessee
Athletic Dept. Phone	678-839-6533

Sports Information

Asst. AD for Media	Matt Cooke
Office Phone	678-839-6544
Email	mcooke@westga.edu
Sports Info. Director.....	Mitch Gray
Office Phone	678-839-6542
Email	mgray@westga.edu
Asst. SID	Jared Boggus
Office Phone	678-839-1883
Email	jboggus@westga.edu

Sports Medicine

Head Athletic Trainer	Carri Stewart
Basketball Trainer	Jackie Smith

Coaching Staff

Head Coach	Scott Groninger
Alma Mater	William Jewell
Assistant Coach	Manisha Redus
Alma Mater	Alabama
Graduate Assistant	Kelsey McClure
Alma Mater	Arkansas Tech





WEST GEORGIA WOLVES WOMEN'S BASKETBALL

HEAD COACH SCOTT GRONINGER

Eighth-Season

YEAR	SCHOOL	OVERALL	CONF.
2003-04	Chowan	18-8	13-3
2004-05	CBU	13-13	4-12
2005-06	CBU	10-17	3-13
2006-07	CBU	10-17	2-12
2007-08	CBU	19-10	6-8
2008-09	CBU	11-16	4-10
2009-10	CBU	15-12	6-8
2010-11	West Georgia	9-18	6-6
2011-12	West Georgia	10-17	4-10
2012-13	West Georgia	16-10	10-8
2013-14	West Georgia	10-18	7-13
2014-15	West Georgia	19-11	13-9
2015-16	West Georgia	9-20	9-13
2016-17	West Georgia	15-13	13-9
2017-18	West Georgia	9-5	5-2
TOTALS		182-198	105-136



Education: William Jewell
Previous Stops: Chowan & Christian Brothers

Head Coach Scott Groninger begins his eighth season at the helm of the UWG program this fall, looking for bigger and better success.

Groninger has put together an 88-108 record in seven seasons as the Wolves' head coach, with his best season coming in 2014-15, a 19-11 overall finish and a 13-9 mark in Gulf South Conference play. In 2016-17, Groninger matched his career best GSC record going 13-9 in league play. Groninger's Wolves reached the Gulf South Conference Tournament Semifinals two years straight in the 2013-14 and 2014-15 seasons, and returned to the semifinals a season ago.

In his previous seven seasons, Groninger has coached six All-Gulf South Conference selections, and landed two on the All-South Region Teams and two Honorable Mention All-America Selections. De'Ashia Jones is the most recent All-GSC honoree on Groninger's résumé, earning Second Team honors a season ago.

In 2015-16, Katrina Littlepage was named both All-Region and All-America while Taylor Beverly earned that honor in her one season in Carrollton in 2014-15.

Groninger is a graduate of William Jewell College, and earned a Master's Degree from Georgia Southern. His head coaching experience dates back to 2003 when he became the head coach at Chowan in North Carolina. Groninger was also an assistant coach at the University of Kentucky and at Chicago State.

All-Gulf South Conference		
2010-11	Monica Williams	2nd Team
2011-12	Shunice Hardy	1st Team
2012-13	Mone Peoples	2nd Team
2014-15	Taylor Beverly	1st Team
2015-16	Katrina Littlepage	1st Team
2016-17	De'Ashia Jones	2nd Team
All-South Region		
2014-15	Taylor Beverly	1st Team
2015-16	Katrina Littlepage	2nd Team
All-American		
2014-15	Taylor Beverly	HM
2015-16	Katrina Littlepage	HM

2017-18 GULF SOUTH CONFERENCE STANDINGS AS OF 12/14

SCHOOL	CONF	CPCT.	OVR	PCT.	STREAK
Union	7-0	1.000	14-1	0.933	W9
North Alabama	7-1	0.875	14-1	0.933	W1
Lee	5-2	0.714	12-3	0.800	W3
Valdosta State	5-2	0.714	11-4	0.733	W3
West Florida	5-2	0.714	10-4	0.714	W2
West Georgia	5-2	0.714	9-5	0.643	W1
Alabama Huntsville	4-4	0.500	10-5	0.667	L1
West Alabama	3-4	0.429	6-8	0.429	L1
Christian Brothers	3-4	0.429	4-9	0.308	L2
Delta State	3-5	0.375	5-9	0.357	L3
Auburn Montgomery ^	2-5	0.286	6-8	0.429	L4
Shorter	2-6	0.250	4-10	0.286	W2
Mississippi College	1-8	0.111	5-10	0.333	L4
Montevallo	0-7	0.000	2-13	0.133	L10

^ Results against Auburn Montgomery count towards the league standings, but this school is not eligible for the postseason.

WBCA DIVISION II POLL - JAN. 9

RK	SCHOOL (FPV)	W-L	PTS	PRV
1	Ashland (24)	15-0	600	1
2	West Texas A&M	14-0	570	2
3	IUP	12-0	535	3
4	Carson-Newman	15-0	517	4
5	Lubbock Christian	14-1	496	5
6	Alaska Anchorage	13-1	470	6
7	Bentley	14-1	443	7
8	Drury	12-1	435	8
9	Virginia Union	13-1	423	9
10	California (PA)	13-1	397	10
11	Augustana (SD)	14-0	345	12
12	Central Missouri	11-1	318	11
13	Fort Lewis	15-1	275	14
14	Edinboro	11-1	274	15
15	Central Oklahoma	14-1	261	16
16	Michigan Tech	12-2	208	13
17	SW Oklahoma	11-1	205	17
18	Azusa Pacific	16-2	193	18
19	Union	13-1	155	24
20	Northern State	13-2	154	19
21	Glenville State	12-1	121	23
22	Southern Indiana	11-2	100	20
23	St. Thomas Aquinas	13-1	70	NR
24	North Alabama	13-1	66	21
25	Lander	11-2	29	NR

Dropped Out: Findlay (13-2); Wingate (11-3).

Others receiving votes: Findlay (13-2) 23; University of the Sciences (13-2) 22; Grand Valley State (13-2) 12; Wingate (11-3) 12; UC San Diego (13-2) 9; North Georgia (10-2) 3; Virginia State (14-0) 3; 11 teams mentioned on only one ballot for a total of 56 combined points.

D2SIDA SOUTH REGION POLL - JAN. 9

RK.	SCHOOL (FPV)	W-L	PTS.	PRV.
1	Union (5)	13-1	59	1
2	North Alabama (1)	13-1	55	2
T3	Tampa	12-2	45	4
T3	Barry	12-3	45	5
5	Lee	12-3	36	8
6	Florida Southern	10-3	26	9
T7	Eckerd	11-4	21	3
T7	Embry-Riddle	10-4	21	6
9	West Florida	9-4	9	10
10	Central State	12-3	7	NR

Receiving votes: Valdosta State (3), Clark Atlanta (2), Nova Southeastern (1).





WEST GEORGIA WOLVES WOMEN'S BASKETBALL

INSIDE THE NUMBERS

2017-18 Record	9-5
Non-Conference	4-3
GSC	5-2
Home	4-2
Away	4-3
Neutral	1-0
Current Streak	W1
Last Win	1/9/18 vs. AUM (72-44)
Last Loss	1/4/18 at Christian Brothers (70-67)
Current Home Streak	W1
Last Win	1/9/18 vs. AUM (72-44)
Last Loss	12/30/17 vs. Point (67-62)
Current Road Streak	L2
Last Win	12/13/17 at Clark Atlanta (69-67)
Last Loss	1/4/18 at Christian Brothers (70-67)
Current Neutral Streak	W1
Last Win	11/10/17 vs. Palm Beach Atlantic (74-60)
Last Loss	3/4/17 vs. West Florida (70-62)
Records when...	
in November	4-2
in December	4-1
in January	1-2
in February	0-0
in March	0-0
on Monday	1-1
on Tuesday	2-1
on Wednesday	1-0
on Thursday	1-1
on Friday	2-0
on Saturday	2-2
on Sunday	0-0
more or same rebounds than opponent	6-3
fewer rebounds than opponent	3-2
leading at halftime	3-1
trailing at halftime	4-4
tied at halftime	2-0
shooting more free throws	6-2
shooting same or fewer free throws	3-3
overtime	0-0
shooting 45% or better	4-0
shooting between 40-45%	3-1
shooting between 35-40%	1-3
shooting less than 35%	1-1
opponent shoots 45% or better	1-1
opponent shoots between 40-45%	1-4
opponent shoots between 35-40%	3-0
opponent shoots less than 35%	4-0
scoring fewer than 50 points	0-0
scoring between 50-59 points	2-0
scoring between 60-69 points	3-4
scoring between 70-79 points	4-1
scoring 80+ points	0-0
opponent scores fewer than 50 points	2-0
opponent scores between 50-59 points	4-0
opponent scores between 60-69 points	3-2
opponent scores between 70-79 points	0-2
opponent scores 80+ points	0-1
game decided by 5 or fewer points	4-4
game decided by 6-10 points	1-1
game decided by 11-19 points	2-0
game decided by 20 or more points	2-0
UWG has 0 players in double figures	0-0
UWG has 1 player in double figures	0-0
UWG has 2 players in double figures	2-4
UWG has 3 players in double figures	6-1
UWG has 4 players in double figures	1-0
UWG has 5+ players in double figures	0-0

START CHART

GAME	G	G	G	F	F
Palm Beach Atlantic	Nixon	Carter	Ay. Harris	Jones	AK. Harris
@ Tampa	Nixon	Carter	Ay. Harris	Jones	AK. Harris
@ Tuskegee	Nixon	Carter	Ay. Harris	Jones	AK. Harris
Albany State	Nixon	Carter	Ay. Harris	Jones	AK. Harris
Fort Valley State	Carter	Ay. Harris	Terry	D. Cain	AK. Harris
@ Shorter	Carter	Ay. Harris	Cain	Jones	AK. Harris
@ Lee	Carter	Ay. Harris	Cain	Jones	AK. Harris
@ Clark Atlanta	Carter	Ay. Harris	Cain	Jones	AK. Harris
Mississippi College	Carter	Ay. Harris	Cain	Jones	AK. Harris
Delta State	Carter	Ay. Harris	Cain	Jones	AK. Harris
Point	Carter	Ay. Harris	Cain	Jones	AK. Harris
@ Union	Nixon	Ay. Harris	Cain	Brown	AK. Harris
@ Christian Brothers	Carter	Ay. Harris	Cain	Jones	AK. Harris
AUM	Carter	Ay. Harris	Cain	Jones	AK. Harris
North Alabama					
Alabama Huntsville					
@ West Florida					
@ Valdosta State					
West Alabama					
Montevallo					
@ Delta State					
@ Mississippi College					
Valdosta State					
West Florida					
Shorter					
@ West Alabama					
@ AUM					

CAREER HIGHS

 1 Kayla Carter Points: 21 Rebounds: 9 Assists: 5 Steals: 3 Blocks: 0 FG Made: 8	3P Made: 3 FT Made: 6	 14 A'Kia Harris Points: 13 Rebounds: 14 Assists: 2 Steals: 4 Blocks: 1 FG Made: 5	3P Made: 0 FT Made: 4
 2 Siera Carter Points: - Rebounds: - Assists: - Steals: - Blocks: - FG Made: -	3P Made: - FT Made: -	 21 Sarah Carter Points: - Rebounds: - Assists: - Steals: - Blocks: - FG Made: -	3P Made: - FT Made: -
 4 Terrianna Cave Points: 25 Rebounds: 7 Assists: 2 Steals: 2 Blocks: 3 FG Made: 5	3P Made: 5 FT Made: 9	 22 Kilah Nixon Points: 14 Rebounds: 6 Assists: 3 Steals: 2 Blocks: 1 FG Made: 5	3P Made: 1 FT Made: 3
 5 Camreen White Points: 11 Rebounds: 3 Assists: 4 Steals: 3 Blocks: 1 FG Made: 4	3P Made: 3 FT Made: 4	 23 Jessica Brown Points: 27 Rebounds: 8 Assists: 2 Steals: 3 Blocks: 5 FG Made: 9	3P Made: 4 FT Made: 9
 10 Daisha Terry Points: 7 Rebounds: 7 Assists: 2 Steals: 2 Blocks: 1 FG Made: 3	3P Made: 0 FT Made: 1	 24 Aysha Harris Points: 23 Rebounds: 6 Assists: 7 Steals: 5 Blocks: 2 FG Made: 6	3P Made: 2 FT Made: 15
 11 Claudia Hester Points: 9 Rebounds: 2 Assists: 1 Steals: 1 Blocks: 0 FG Made: 3	3P Made: 3 FT Made: 4	 33 Jayda Dooley Points: 13 Rebounds: 9 Assists: 0 Steals: 2 Blocks: 7 FG Made: 3	3P Made: 0 FT Made: 7
 13 D'Asia Cain Points: 15 Rebounds: 12 Assists: 6 Steals: 4 Blocks: 2 FG Made: 6	3P Made: 4 FT Made: 3	 34 De'Ashia Jones Points: 33 Rebounds: 18 Assists: 4 Steals: 5 Blocks: 6 FG Made: 10	3P Made: 2 FT Made: 15





WEST GEORGIA WOLVES WOMEN'S BASKETBALL

2017-18 West Georgia Season Box Score All games

RECORD:	OVERALL	HOME	AWAY	NEUTRAL
ALL GAMES	9-5	4-2	5-3	1-0
CONFERENCE	5-2	3-0	2-2	0-0
NON-CONFERENCE	4-3	1-2	3-1	1-0

##	Player	GP	GS	Min	Avg	FG	FGA	Pct	3FG	FGA	Pct	FT	FTA	Pct	Off	Def	Tot	Avg	PF	FO	A	TO	Blk	Stl	Pts	Avg
01	Carter,Kayla	14	13	414	29.6	72	162	.444	9	40	.225	44	65	.677	21	37	58	4.1	36	0	30	47	1	24	197	14.1
24	Harris,Aysha	14	14	462	33.0	49	125	.392	4	26	.154	44	66	.667	19	31	50	3.6	38	0	46	41	2	46	146	10.4
23	Brown,Jessica	14	1	280	20.0	48	106	.453	13	37	.351	23	31	.742	11	36	47	3.4	27	0	3	10	4	7	132	9.4
34	Jones,De'Ashia	13	12	298	22.9	44	102	.431	0	4	.000	25	35	.714	28	52	80	6.2	33	1	21	31	20	11	113	8.7
03	Wilder,Madison	4	0	44	11.0	9	19	.474	7	15	.467	1	1	1.000	3	8	11	2.8	4	0	6	7	2	2	26	6.5
22	Nixon,Kilah	14	5	277	19.8	30	77	.390	7	21	.333	11	21	.524	8	32	40	2.9	17	0	11	37	1	10	78	5.6
13	Cain,D'Asia	14	10	352	25.1	29	80	.363	9	36	.250	9	11	.818	19	56	75	5.4	25	1	18	25	3	17	76	5.4
14	Harris,A'Kia	14	14	265	18.9	27	57	.474	0	1	.000	10	26	.385	25	51	76	5.4	20	0	2	15	0	11	64	4.6
04	Cave,Terrianna	13	0	113	8.7	17	47	.362	4	14	.286	5	7	.714	3	6	9	0.7	14	0	3	3	0	3	43	3.3
10	Terry,Daisha	14	1	211	15.1	15	52	.288	0	11	.000	12	20	.600	16	24	40	2.9	16	1	14	21	1	13	42	3.0
33	Dooley,Jayda	9	0	53	5.9	4	18	.222	0	0	.000	9	10	.900	9	8	17	1.9	8	0	0	5	8	2	17	1.9
05	White,Camreen	4	0	17	4.3	2	7	.286	1	2	.500	0	0	.000	1	3	4	1.0	0	0	0	1	0	3	5	1.3
02	Carter,Siera	2	0	4	2.0	0	0	.000	0	0	.000	0	0	.000	0	0	0	0.0	0	0	0	1	0	0	0	0.0
11	Hester,Claudia	3	0	10	3.3	0	2	.000	0	1	.000	0	0	.000	0	0	0	0.0	0	0	0	0	0	0	0	0.0
TM	Team.....														29	25	54	3.9	0			4			0	
	Total.....	14				346	854	.405	54	208	.260	193	293	.659	192	369	561	40.1	238	3	154	248	42	149	939	67.1
	Opponents.....	14				302	815	.371	85	295	.288	172	259	.664	174	360	534	38.1	265	-	172	269	27	119	861	61.5

SCORE BY PERIODS:

	1st	2nd	3rd	4th	Total
West Ga.	221	238	231	249	939
Opponents	231	206	198	226	861

DEADBALL REBOUNDS:

	OFF	DEF	TOTAL
West Ga.	52	5	57
Opponents	52	4	56

	UWG	Opponents
SCORING	939	861
Points per game	67.1	61.5
Scoring margin	+5.6	-
FIELD GOALS-ATT	346-854	302-815
Field goal pct	.405	.371
3 POINT FG-ATT	54-208	85-295
3-point FG pct	.260	.288
3-pt FG made per game	3.9	6.1
FREE THROWS-ATT	193-293	172-259
Free throw pct	.659	.664
F-Throws made per game	13.8	12.3
REBOUNDS	561	534
Rebounds per game	40.1	38.1
Rebounding margin	+1.9	-
ASSISTS	154	172
Assists per game	11.0	12.3
TURNOVERS	248	269
Turnovers per game	17.7	19.2
Turnover margin	+1.5	-
Assist/turnover ratio	0.6	0.6
STEALS	149	119
Steals per game	10.6	8.5
BLOCKS	42	27
Blocks per game	3.0	1.9
ATTENDANCE	3582	2066
Home games-Avg/Game	6-597	8-258
Neutral site-Avg/Game	-	0-0

Date	Opponent		Score	Attend
11/10/17	at Palm Beach Atl.	W	74-60	57
11/11/17	at Tampa	L	68-71	78
11/17/17	at Tuskegee	W	63-58	322
11/20/17	ALBANY STATE (GA)	L	65-69	475
11/21/17	FORT VALLEY STATE	W	76-52	475
* 11/30/17	at Shorter	W	61-47	250
* 12/2/17	at Lee University	W	72-63	328
12/13/17	at Clark Atlanta University	W	69-67	100
* 12/16/17	MISSISSIPPI COLLEGE	W	57-55	576
* 12/18/17	DELTA STATE UNIVERSITY	W	55-54	872
12/30/17	POINT UNIVERSITY	L	62-67	579
* 1/2/18	at Union (TN)	L	78-84	419
* 1/4/18	at Christian Brothers	L	67-70	512
* 1/9/18	AUBURN MONTGOMERY	W	72-44	605

