



WEST GEORGIA WOLVES WOMEN'S BASKETBALL

Jared Boggus | Assistant Sports Information Director | O: 678-839-1883 | C: 770-876-7738 | Email: jrboggus@westga.edu

2017-18 SCHEDULE & RESULTS

Date	Opponent	Time/Result
11/10	Palm Beach Atlantic ^	W 74-60
11/11	@ Tampa	L 71-68
11/17	@ Tuskegee	W 63-58
11/20	ALBANY STATE	L 69-65
11/21	FORT VALLEY STATE	W 76-52
11/30	@ Shorter *	W 61-47
12/2	@ Lee *	W 72-63
12/13	@ Clark Atlanta	W 69-67
12/16	MISSISSIPPI COLLEGE *	W 57-55
12/18	DELTA STATE *	W 55-54
12/30	POINT	L 67-62
1/2	@ Union *	L 84-78
1/4	@ Christian Brothers *	L 70-67
1/8	AUBURN MONTGOMERY *	5:30 PM
1/13	NORTH ALABAMA *	2:00 PM
1/15	ALABAMA HUNTSVILLE *	2:00 PM
1/18	@ West Florida *	6:30 PM
1/20	@ Valdosta State *	2:00 PM
1/25	WEST ALABAMA *	5:30 PM
1/27	MONTEVALLO *	2:00 PM
2/1	@ Delta State *	6:30 PM
2/3	@ Mississippi College *	2:00 PM
2/8	VALDOSTA STATE *	5:30 PM
2/10	WEST FLORIDA *	2:00 PM
2/14	SHORTER	5:30 PM
2/17	@ West Alabama *	3:00 PM
2/22	@ Auburn Montgomery *	6:30 PM
2/27	GSC Quarterfinals	TBA
3/3	GSC Semifinals #	TBA
3/4	GSC Championship #	TBA

Home Games in **BOLD CAPS**

^ - at Tampa University in Tampa, Fla.

* - Denotes Gulf South Conference Game

- Pete Hanna Center / Samford University

All Times Eastern

STAY CONNECTED



@UWGathletics



West Georgia Wolves



@uwgsports

GAME 14

WEST GEORGIA WOLVES



AUM WARHAWKS



8-5, 4-2 GSC

WEST GEORGIA QUICK FACTS

Head Coach: Scott Groninger
Record at School: 96-113 / 8th Year
Points Leader: Kayla Carter (14.3)
Rebound Leader: De'Ashia Jones (6.9)
Assists Leader: Kayla Carter (3.6)

QUICK COMPARISON		
66.7	Points Per Game	51.6
62.8	Points Allowed Per Game	59.6
40.1	Rebounds Per Game	34.2
.402	Field Goal Percentage	.348
.245	Three-Point Percentage	.279
.663	Free-Throw Percentage	.565



6-7, 2-4 GSC

AUBURN MONTGOMERY QUICK FACTS

Head Coach: Dan Davis
Record at School: 155-128 / 10th Year
Points Leader: Evelina Avleeva (12.5)
Rebound Leader: Evelina Avleeva (6.2)
Assists Leader: Kyla Rooks (2.8)

JUST A GLANCE

West Georgia struggled last week on the road, going 0-2 in Tennessee.

Kayla Carter leads in scoring, averaging 14.3 points per game.

The Wolves are third in the GSC standings despite the back-to-back conference setbacks.

A WIN WOULD...

Snap a three-game skid dating back to December 30.

Be the 97th victory at UWG for eighth year head coach Scott Groninger.

Give West Georgia their first GSC victory and third overall win over Auburn-Montgomery.

INSIDE THE SERIES

Overall: UWG leads, 2-0

Groninger vs. AUM: 2-0

Davis vs. UWG: 0-2

Streak: UWG, W2

Last: UWG 69, AUM 57 - November 18, 2014. Seandre Lee recorded a double-double with 20 points and 16 rebounds in that early win in 2014-15.

QUICK HITS

- The Wolves are 8-5 on the year, and in the midst of a three-game losing skid when they welcome GSC newcomer Auburn-Montgomery to the Coliseum for a Tuesday rendezvous at The Coliseum at 5:30 p.m.
- Despite the two back-to-back league losses, West Georgia still sits in third in the GSC standings, with a 4-2 record. The Wolves are tied with Lee for third, but currently have a head-to-head tiebreaker after a 72-63 road win over Lee on December 2.
- Kayla Carter scored eight points in her last game, but leads the Wolves offensively on the year, averaging 14.3 points per game.
- De'Ashia Jones leads the Wolves on the glass with 6.6 rebounds per game, while D'Asia Cain and A'Kia Harris pull down 5.7 and 5.2 rebounds per game respectively.
- Aysha Harris leads the Wolves and the Gulf South Conference in steals per game with 3.2 per contest. The junior also ranks eighth in the league in assists per game, dishing out 3.2 per contest, which leads the Wolves.
- Auburn Montgomery enters Tuesday's contest with a 6-7 record overall with a 2-4 mark in league play. Like the Wolves, AUM is in the middle of a three-game losing streak after losses to Anderson, Christian Brothers, and Union.

PROJECTED STARTERS

West Georgia			Ht.	Yr.	Hometown	PPG	RPG	Other
F	14	A'Kia Harris	5-10	So.	Calera, AL	4.3	5.2	46.0 FG%
F	34	De'Ashia Jones	6-0	Sr.	Newark, NJ	9.4	6.6	20 Blocks
F	13	D'Asia Cain	5-11	Sr.	Smyrna, GA	5.0	5.7	81.8 FT%
G	24	Aysha Harris	5-8	So.	Memphis, TN	10.3	3.6	41 Steals
G	1	Kayla Carter	5-7	Sr.	Charleston, SC	14.3	4.5	42.9 FG%
AUM			Ht.	Yr.	Hometown	PPG	RPG	Other
F	14	Evelina Avleeva	6-0	Jr.	Yekaterinburg, Russia	12.3	5.8	29.0 3P%
F	32	Jemaiya Lee	5-11	Jr.	Hoover, AL	10.2	6.2	44.1 FG%
C	40	Bailee Wolfe	6-3	So.	Lakeland, FL	2.7	3.3	14 Blocks
G	22	Aaliyah Milord	5-9	So.	Alpharetta, GA	7.4	4.5	19 Steals
G	0	Kyla Rooks	5-5	Sr.	Birmingham, AL	4.0	2.8	2.9 APG





WEST GEORGIA WOLVES WOMEN'S BASKETBALL

NUMERICAL ROSTER

NO.	NAME	POS	HT	CL	HOMETOWN/HS	PREVIOUS SCHOOL
1	Kayla Carter	G	5-7	SR	Charleston, SC/North Charleston	Georgia Highlands
2	Siera Carter	G	5-9	FR	East Point, GA/Central Christian	
4	Terrianna Cave	F	5-10	JR	Lithonia, GA/Stephenson	
5	Camreen White	G	5-2	JR	McDonough, GA/Henry County	
10	Daisha Terry	G	5-9	JR	Macon, GA/Westside Macon	St. Petersburg
11	Claudia Hester	G	5-3	JR	Douglasville, GA/Alexander	Truett-McConnell
13	D'Asia Cain	F	5-11	SR	Smyrna, GA/Campbell	UNC-Wilmington
14	A'Kia Harris	C	5-10	JR	Calera, AL/Calera	
21	Sarah Carter	F	5-10	RS	East Point, GA/Central Christian	
22	Kilah Nixon	G	5-5	JR	Brunswick, GA/Brunswick	Savannah State
23	Jessica Brown	F	6-1	SO	Collierville, TN/Collierville	North Alabama
24	Aysha Harris	G	5-8	SO	Memphis, TN/Houston	
33	Jayda Dooley	F	6-1	FR	Marietta, GA/Osborne	
34	De'Asia Jones	F	6-0	JR	Newark, NJ/Malcolm Shabazz	Georgia Highlands

ALPHABETICAL ROSTER

NO.	NAME	POS.
23	Jessica Brown	F
13	D'Asia Cain	F
21	Sarah Carter	F
2	Siera Carter	G
1	Kayla Carter	G
4	Terrianna Cave	F
33	Jayda Dooley	F
14	A'Kia Harris	C
24	Aysha Harris	G
11	Claudia Hester	G
34	De'Asia Jones	F
22	Kilah Nixon	G
10	Daisha Terry	G
5	Camreen White	G

COACHING STAFF

Head Coach: Scott Groninger (William Jewell; Eighth Season)
Assistant Coach: Manisha Redus (Alabama; Third Season)
Graduate Assistant: Kelsey McClure (West Georgia; Second Season)

PRONUNCIATION GUIDE

4	Terrianna Cave	terry-AH-na
13	D'Asia Cain	DEE- aye-zsha
14	A'Kia Harris	uh-KEY-uh
22	Kilah Nixon	KY-luh
24	Aysha Harris	AYE-shuh
34	De'Asia Jones	DEE-aye-shuh

ROSTER BY CLASS

Senior	
1	Kayla Carter
13	D'Asia Cain
34	De'Asia Jones
Junior	
4	Terrianna Cave
5	Camreen White
10	Daisha Terry
11	Claudia Hester
14	A'Kia Harris
22	Kilah Nixon
23	Jessica Brown
24	Aysha Harris
31	Ivana Negron

Sophomore	
3	Madison Wilder

Redshirt Freshman	
33	Jayda Dooley

Freshman	
2	Siera Carter
21	Sarah Carter

ROSTER BY LOCATION


Georgia	
2	Siera Carter
4	Terrianna Cave
5	Camreen White
10	Daisha Terry
11	Claudia Hester
13	D'Asia Cain
21	Sarah Carter
22	Kilah Nixon
33	Jayda Dooley

Tennessee	
23	Jessica Brown
24	Aysha Harris

Alabama	
14	A'Kia Harris

South Carolina	
1	Kayla Carter

New Jersey	
34	De'Asia Jones




KAYLA CARTER
5-7 | SR | G
CHARLESTON, SC
GA HIGHLANDS




SIERA CARTER
5-9 | FR | G
EAST POINT, GA
CENTRAL CHRISTIAN



TERRIANNA CAVE
5-10 | JR | F
LITHONIA, GA
STEPHENSON



CAMREEN WHITE
5-2 | JR | G
MCDONOUGH, GA
HENRY COUNTY



DAISHA TERRY
5-9 | JR | G
MACON, GA
ST. PETERSBURG



CLAUDIA HESTER
5-3 | JR | G
DOUGLASVILLE, GA
TRUETT-MCCONNELL




D'ASIA CAIN
5-11 | SR | F
SMYRNA, GA
UNC-WILMINGTON



A'KIA HARRIS
5-10 | JR | C
CALERA, AL
CALERA



SARAH CARTER
5-10 | RS | F
EAST POINT, GA
CENTRAL CHRISTIAN



KILAH NIXON
5-5 | JR | G
BRUNSWICK, GA
SAVANNAH STATE




JESSICA BROWN
6-1 | JR | F
COLLIERVILLE, TN
NORTH ALABAMA



AYSHA HARRIS
5-8 | JR | G
MEMPHIS, TN
HOUSTON



JAYDA DOOLEY
6-1 | FR | F
MARIETTA, GA
OSBORNE



DE'ASHIA JONES
6-0 | SR | F
NEWARK, NJ
GA HIGHLANDS





WEST GEORGIA WOLVES WOMEN'S BASKETBALL

BY THE NUMBERS

10

Junior A'Kia Harris is averaging 10.0 points per game in her last three games. Harris has also pulled down 26 rebounds in that stretch.

41

Aysha Harris has 41 steals on the year, and continues to lead the Gulf South Conference with 3.2 steals per game. Harris ranks 14th in the country.

96

Head Coach Scott Groninger has 96 career wins at West Georgia and is closing in on 200 career wins overall with 181 in this his 15th season.

TEAM NOTES

- The Wolves will try to snap a three-game skid on Tuesday when the Auburn-Montgomery Warhawks visit The Coliseum for the first time as a GSC member.
- The game was originally scheduled for Monday but was rescheduled for a day later after Alabama and Georgia clinched spots in Monday's Division I College Football Playoff National Championship game in Atlanta.
- West Georgia fell to 4-2 in GSC play with back-to-back road losses in Tennessee.
- Kayla Carter and A'Kia Harris both scored in double-figures on Thursday night, as Carter continues to lead the Wolves averaging 14.3 points per game.
- Scott Groninger went back to the lineup of Carter, Harris, Harris, Jones and Cain on Thursday night after switching it up on Tuesday at Union.
- The Wolves are in the middle of the pack in both scoring offense and defense, scoring 66.7 points per game and allowing 62.8 per game. UWG's margin is the second lowest among teams with a positive margin in the league.

A CLOSER LOOK: AUBURN-MONTGOMERY

- The Warhawks are 6-7 overall and 2-4 in GSC play on the year as they come into Tuesday's game in Carrollton.
- Dan Davis is AUM's head coach and is in his 10th season, boasting a 155-128 overall record.
- AUM averages just 51.6 points per game, but defensively rank sixth best in the conference allowing just 59.6 points per game.
- Evelina Avleeva is the Warhawks' leading scorer, averaging 12.4 points per game, and leads in rebounds as well with 6.2 per game.
- AUM is coming off a 0-2 road trip through Tennessee as well, and is in the middle of a three-game losing streak.

INSIDE THE SERIES

- It's only the third all-time meeting between West Georgia and Auburn-Montgomery, but it's the first meeting that is a conference matchup as the Warhawks are a new member of the Gulf South Conference.
- UWG has won both previous matchups,

both under Scott Groninger.

- Former UWG standout Seandre Lee recorded a double-double in the last matchup, a 69-57 win for UWG in November of 2014.

HARRIS ON BOTH SIDES OF THE COURT

- Aysha Harris needs just two points to reach 600 points in her career at West Georgia. The junior from Memphis has scored 134 points this season, and has 598 career points.
- Harris has been a defensive standout as well, as on Thursday she tied a career-high with seven steals.
- On the season, Harris has 41 steals and leads the GSC in steals per game with a 3.2 per game average. That number ranks her 14th in all of Division II.

CLOSE GAMES THE NORM

- Through 13 games this season, the Wolves are no stranger to the close game.
- Eight of UWG's 13 games have been decided by five points or fewer, with a total of 10 game being decided by 10 points or fewer, including each of the past seven games.
- West Georgia is 5-5 in games decided by less than 10 points, and 4-4 in games decided by less than five.
- The largest margin of the season: a 24-point, 76-52 win over Fort Valley State on November 21.

2017-18 QUICK FACTS

General Information

Institution	University of West Georgia
City/Zip	Carrollton, GA 30118
Founded	1906
Enrollment	13,250
Nickname	Wolves
Colors	Blue and Red
Facility	The Coliseum
Capacity	6,790
Affiliation	NCAA Division II
Conference	Gulf South
President	Dr. Kyle Marrero
Alma Mater	Bowling Green State
Athletic Director	Daryl Dickey
Alma Mater	Tennessee
Athletic Dept. Phone	678-839-6533

Sports Information

Asst. AD for Media	Matt Cooke
Office Phone	678-839-6544
Email	mcooke@westga.edu
Sports Info. Director	Mitch Gray
Office Phone	678-839-6542
Email	mgray@westga.edu
Asst. SID	Jared Boggus
Office Phone	678-839-1883
Email	jboggus@westga.edu

Sports Medicine

Head Athletic Trainer	Carri Stewart
Basketball Trainer	Jackie Smith

Coaching Staff

Head Coach	Scott Groninger
Alma Mater	William Jewell
Assistant Coach	Manisha Redus
Alma Mater	Alabama
Graduate Assistant	Kelsey McClure
Alma Mater	Arkansas Tech





WEST GEORGIA WOLVES WOMEN'S BASKETBALL

HEAD COACH SCOTT GRONINGER

Eighth-Season

YEAR	SCHOOL	OVERALL	CONF.
2003-04	Chowan	18-8	13-3
2004-05	CBU	13-13	4-12
2005-06	CBU	10-17	3-13
2006-07	CBU	10-17	2-12
2007-08	CBU	19-10	6-8
2008-09	CBU	11-16	4-10
2009-10	CBU	15-12	6-8
2010-11	West Georgia	9-18	6-6
2011-12	West Georgia	10-17	4-10
2012-13	West Georgia	16-10	10-8
2013-14	West Georgia	10-18	7-13
2014-15	West Georgia	19-11	13-9
2015-16	West Georgia	9-20	9-13
2016-17	West Georgia	15-13	13-9
2017-18	West Georgia	8-5	4-2
TOTALS		181-198	104-136



Education: William Jewell
Previous Stops: Chowan & Christian Brothers

Head Coach Scott Groninger begins his eighth season at the helm of the UWG program this fall, looking for bigger and better success.

Groninger has put together an 88-108 record in seven seasons as the Wolves' head coach, with his best season coming in 2014-15, a 19-11 overall finish and a 13-9 mark in Gulf South Conference play. In 2016-17, Groninger matched his career best GSC record going 13-9 in league play. Groninger's Wolves reached the Gulf South Conference Tournament Semifinals two years straight in the 2013-14 and 2014-15 seasons, and returned to the semifinals a season ago.

In his previous seven seasons, Groninger has coached six All-Gulf South Conference selections, and landed two on the All-South Region Teams and two Honorable Mention All-America Selections. De'Ashia Jones is the most recent All-GSC honoree on Groninger's résumé, earning Second Team honors a season ago.

In 2015-16, Katrina Littlepage was named both All-Region and All-America while Taylor Beverly earned that honor in her one season in Carrollton in 2014-15.

Groninger is a graduate of William Jewell College, and earned a Master's Degree from Georgia Southern. His head coaching experience dates back to 2003 when he became the head coach at Chowan in North Carolina. Groninger was also an assistant coach at the University of Kentucky and at Chicago State.

All-Gulf South Conference		
2010-11	Monica Williams	2nd Team
2011-12	Shunice Hardy	1st Team
2012-13	Mone Peoples	2nd Team
2014-15	Taylor Beverly	1st Team
2015-16	Katrina Littlepage	1st Team
2016-17	De'Ashia Jones	2nd Team

All-South Region		
2014-15	Taylor Beverly	1st Team
2015-16	Katrina Littlepage	2nd Team

All-American		
2014-15	Taylor Beverly	HM
2015-16	Katrina Littlepage	HM

2017-18 GULF SOUTH CONFERENCE STANDINGS AS OF 12/14

SCHOOL	CONF	CPCT.	OVR	PCT.	STREAK
North Alabama	6-0	1.000	13-0	1.000	W13
Union	5-0	1.000	12-1	0.923	W7
Lee	4-2	0.667	11-3	0.786	W2
West Georgia	4-2	0.667	8-5	0.615	L3
Valdosta State	3-2	0.600	9-4	0.692	W1
West Florida	3-2	0.600	8-4	0.667	L1
Christian Brothers	3-2	0.600	4-7	0.364	W2
Alabama Huntsville	3-3	0.500	9-4	0.692	W1
West Alabama	3-3	0.500	6-7	0.462	W1
Delta State	3-3	0.500	5-7	0.417	L1
Auburn Montgomery ^	2-4	0.333	6-7	0.462	L3
Mississippi College	1-6	0.143	5-8	0.385	L2
Shorter	0-6	0.000	2-10	0.167	L4
Montevallo	0-5	0.000	2-11	0.154	L8

^ Results against Auburn Montgomery count towards the league standings, but this school is not eligible for the postseason.

WBCA DIVISION II POLL - DEC. 12

RK	SCHOOL (FPV)	W-L	PTS	PRV
1	Ashland (24)	600	13-0	1
2	West Texas A&M	569	12-0	2
3	Indiana (PA)	534	12-0	3
4	Carson-Newman	507	14-0	5
5	Lubbock Christian	501	12-1	4
6	Alaska Anchorage	467	11-1	6
7	Bentley	445	12-1	7
8	Drury	433	11-1	8
9	Virginia Union	421	11-1	9
10	California (PA)	395	11-1	10
11	Central Missouri	329	9-1	11
12	Augustana (SD)	307	12-0	14
13	Michigan Tech	282	11-1	13
14	Fort Lewis	270	13-1	15
15	Edinboro	259	9-1	12
16	Central Oklahoma	243	12-1	16
17	SW Oklahoma State	191	9-1	18
18	Azusa Pacific	185	14-2	17
19	Northern State	167	11-2	19
20	Southern Indiana	134	10-1	20
21	North Alabama	132	11-0	21
22	Wingate	93	10-2	22
23	Glenville State	83	10-1	23
24	Union (TN)	65	10-1	24
25	Findlay	36	11-1	NR

Dropped Out: Seattle Pacific (9-2).

Others receiving votes: St. Thomas Aquinas (11-1) 21; Lander (9-2) 18; Seattle Pacific (9-2) 18; University of the Sciences (11-2) 17; Stonehill (9-2) 13; Eckerd (11-2) 11; Grand Valley State (11-2) 9; Cedarville (8-3) 3; UC San Diego (11-2) 3. Seven teams mentioned on only one ballot for a total of 38 combined points.

D2SIDA SOUTH REGION POLL - JAN. 2

RK.	SCHOOL (FPV)	W-L	PTS.	PRV.
1	Union (3)	10-1	56	1
2	North Alabama (2)	11-0	55	2
3	Eckerd (1)	11-2	51	3
4	Tampa	11-2	38	9
5	Barry	10-3	34	5
6	Embry-Riddle	9-3	25	4
7	West Georgia	8-3	24	8
8	Lee	9-3	16	6
9	Florida Southern	8-3	12	10
10	West Florida	7-3	7	NR

Receiving votes: Central State (5), Valdosta State (4), Rollins (1), Nova Southeastern (1), Clark Atlanta (1)





WEST GEORGIA WOLVES WOMEN'S BASKETBALL








INSIDE THE NUMBERS

2017-18 Record	8-5
Non-Conference	4-3
GSC	4-2
Home	3-2
Away	4-3
Neutral	1-0
Current Streak	1-3
Last Win	12/18/17 vs. Delta State (55-54)
Last Loss	1/4/18 at Christian Brothers (70-67)
Current Home Streak	1-1
Last Win	12/18/17 vs. Delta State (55-54)
Last Loss	12/30/17 vs. Point (67-62)
Current Road Streak	1-2
Last Win	12/13/17 at Clark Atlanta (69-67)
Last Loss	1/4/18 at Christian Brothers (70-67)
Current Neutral Streak	W1
Last Win	11/10/17 vs. Palm Beach Atlantic (74-60)
Last Loss	3/4/17 vs. West Florida (70-62)
Records when...	
in November	4-2
in December	4-1
in January	0-2
in February	0-0
in March	0-0
on Monday	1-1
on Tuesday	1-1
on Wednesday	1-0
on Thursday	1-1
on Friday	2-0
on Saturday	2-2
on Sunday	0-0
more or same rebounds than opponent	6-3
fewer rebounds than opponent	2-2
leading at halftime	2-1
trailing at halftime	4-4
tied at halftime	2-0
shooting more free throws	5-2
shooting same or fewer free throws	3-3
overtime	0-0
shooting 45% or better	3-0
shooting between 40-45%	3-1
shooting between 35-40%	1-3
shooting less than 35%	1-1
opponent shoots 45% or better	1-1
opponent shoots between 40-45%	1-4
opponent shoots between 35-40%	3-0
opponent shoots less than 35%	3-0
scoring fewer than 50 points	0-0
scoring between 50-59 points	2-0
scoring between 60-69 points	3-4
scoring between 70-79 points	3-1
scoring 80+ points	0-0
opponent scores fewer than 50 points	1-0
opponent scores between 50-59 points	4-0
opponent scores between 60-69 points	3-2
opponent scores between 70-79 points	0-2
opponent scores 80+ points	0-1
game decided by 5 or fewer points	4-4
game decided by 6-10 points	1-1
game decided by 11-19 points	2-0
game decided by 20 or more points	1-0
UWG has 0 players in double figures	0-0
UWG has 1 player in double figures	0-0
UWG has 2 players in double figures	2-4
UWG has 3 players in double figures	6-1
UWG has 4 players in double figures	0-0
UWG has 5+ players in double figures	0-0

START CHART

GAME	G	G	G	F	F
Palm Beach Atlantic	Nixon	Carter	Ay. Harris	Jones	AK. Harris
@ Tampa	Nixon	Carter	Ay. Harris	Jones	AK. Harris
@ Tuskegee	Nixon	Carter	Ay. Harris	Jones	AK. Harris
Albany State	Nixon	Carter	Ay. Harris	Jones	AK. Harris
Fort Valley State	Carter	Ay. Harris	Terry	D. Cain	AK. Harris
@ Shorter	Carter	Ay. Harris	Cain	Jones	AK. Harris
@ Lee	Carter	Ay. Harris	Cain	Jones	AK. Harris
@ Clark Atlanta	Carter	Ay. Harris	Cain	Jones	AK. Harris
Mississippi College	Carter	Ay. Harris	Cain	Jones	AK. Harris
Delta State	Carter	Ay. Harris	Cain	Jones	AK. Harris
Point	Carter	Ay. Harris	Cain	Jones	AK. Harris
@ Union	Nixon	Ay. Harris	Cain	Brown	AK. Harris
@ Christian Brothers	Carter	Ay. Harris	Cain	Jones	AK. Harris
AUM					
North Alabama					
Alabama Huntsville					
@ West Florida					
@ Valdosta State					
West Alabama					
Montevallo					
@ Delta State					
@ Mississippi College					
Valdosta State					
West Florida					
Shorter					
@ West Alabama					
@ AUM					

CAREER HIGHS

	1 Kayla Carter Points: 21 Rebounds: 9 Assists: 5 Steals: 3 Blocks: 0 FG Made: 8	3P Made: 3 FT Made: 6		14 A'Kia Harris Points: 13 Rebounds: 14 Assists: 2 Steals: 4 Blocks: 1 FG Made: 5	3P Made: 0 FT Made: 4
	2 Siera Carter Points: - Rebounds: - Assists: - Steals: - Blocks: - FG Made: -	3P Made: - FT Made: -		21 Sarah Carter Points: - Rebounds: - Assists: - Steals: - Blocks: - FG Made: -	3P Made: - FT Made: -
	4 Terrianna Cave Points: 25 Rebounds: 7 Assists: 2 Steals: 2 Blocks: 3 FG Made: 5	3P Made: 5 FT Made: 9		22 Kilah Nixon Points: 14 Rebounds: 6 Assists: 3 Steals: 2 Blocks: 1 FG Made: 5	3P Made: 1 FT Made: 3
	5 Camreen White Points: 11 Rebounds: 3 Assists: 4 Steals: 3 Blocks: 1 FG Made: 4	3P Made: 3 FT Made: 4		23 Jessica Brown Points: 27 Rebounds: 8 Assists: 2 Steals: 3 Blocks: 5 FG Made: 9	3P Made: 4 FT Made: 9
	10 Daisha Terry Points: 7 Rebounds: 7 Assists: 2 Steals: 2 Blocks: 1 FG Made: 3	3P Made: 0 FT Made: 1		24 Aysha Harris Points: 23 Rebounds: 6 Assists: 7 Steals: 5 Blocks: 2 FG Made: 6	3P Made: 2 FT Made: 15
	11 Claudia Hester Points: 9 Rebounds: 2 Assists: 1 Steals: 1 Blocks: 0 FG Made: 3	3P Made: 3 FT Made: 4		33 Jayda Dooley Points: 13 Rebounds: 9 Assists: 0 Steals: 2 Blocks: 7 FG Made: 3	3P Made: 0 FT Made: 7
	13 D'Asia Cain Points: 15 Rebounds: 12 Assists: 6 Steals: 4 Blocks: 2 FG Made: 6	3P Made: 4 FT Made: 3		34 De'Ashia Jones Points: 33 Rebounds: 18 Assists: 4 Steals: 5 Blocks: 6 FG Made: 10	3P Made: 2 FT Made: 15





WEST GEORGIA WOLVES WOMEN'S BASKETBALL

2017-18 West Georgia Season Box Score All games

RECORD:	OVERALL	HOME	AWAY	NEUTRAL
ALL GAMES	8-3	3-2	5-1	1-0
CONFERENCE	4-0	2-0	2-0	0-0
NON-CONFERENCE	4-3	1-2	2-1	1-0

##	Player	GP	GS	Min	Avg	FG	FGA	Pct	3FG	FGA	Pct	FT	FTA	Pct	Off	Def	Tot	Avg	PF	FO	A	TO	Blk	Stl	Pts	Avg
01	Carter,Kayla	13	12	396	30.5	67	156	.429	9	40	.225	43	64	.672	21	35	56	4.3	34	0	29	45	1	24	186	14.3
24	Harris,Aysha	13	13	433	33.3	45	118	.381	4	25	.160	40	60	.667	19	28	47	3.6	38	0	41	39	2	41	134	10.3
34	Jones,De'Ashia	12	11	283	23.6	44	101	.436	0	4	.000	25	35	.714	28	51	79	6.6	30	1	19	31	20	11	113	9.4
23	Brown,Jessica	13	1	265	20.4	44	100	.440	11	34	.324	23	31	.742	11	33	44	3.4	26	0	3	8	4	7	122	9.4
03	Wilder,Madison	4	0	44	11.0	9	19	.474	7	15	.467	1	1	1.000	3	8	11	2.8	4	0	6	7	2	2	26	6.5
22	Nixon,Kilah	13	5	254	19.5	27	68	.397	7	20	.350	10	19	.526	6	31	37	2.8	16	0	10	35	1	8	71	5.5
13	Cain,D'Asia	13	9	333	25.6	25	73	.342	6	32	.188	9	11	.818	19	55	74	5.7	24	1	17	23	3	14	65	5.0
14	Harris,A'Kia	13	13	239	18.4	23	50	.460	0	1	.000	10	24	.417	20	47	67	5.2	20	0	2	14	0	11	56	4.3
04	Cave,Terrianna	12	0	101	8.4	15	40	.375	4	12	.333	4	5	.800	3	5	8	0.7	13	0	3	2	0	3	38	3.2
10	Terry,Daisha	13	1	190	14.6	15	51	.294	0	11	.000	9	16	.563	13	21	34	2.6	15	1	11	18	1	10	39	3.0
33	Dooley,Jayda	8	0	41	5.1	4	11	.364	0	0	.000	9	10	.900	6	5	11	1.4	7	0	0	3	8	2	17	2.1
11	Hester,Claudia	3	0	10	3.3	0	2	.000	0	1	.000	0	0	.000	0	0	0	0.0	0	0	0	0	0	0	0	0.0
05	White,Camreen	3	0	7	2.3	0	3	.000	0	1	.000	0	0	.000	0	2	2	0.7	0	0	0	1	0	1	0	0.0
02	Carter,Siera	2	0	4	2.0	0	0	.000	0	0	.000	0	0	.000	0	0	0	0.0	0	0	0	1	0	0	0	0.0
TM	Team.....														27	24	51	3.9	0			4			0	
	Total.....	13				318	792	.402	48	196	.245	183	276	.663	176	345	521	40.1	227	3	141	231	42	134	867	66.7
	Opponents.....	13				285	755	.377	84	276	.304	163	243	.671	154	338	492	37.8	249	-	161	245	23	108	817	62.8

SCORE BY PERIODS:	1st	2nd	3rd	4th	Total
West Ga.	205	215	211	236	867
Opponents	219	194	191	213	817

DEADBALL REBOUNDS:	OFF	DEF	TOTAL
West Ga.	49	5	54
Opponents	46	4	50

	UWG	Opponents
SCORING	867	817
Points per game	66.7	62.8
Scoring margin	+3.8	-
FIELD GOALS-ATT	318-792	285-755
Field goal pct	.402	.377
3 POINT FG-ATT	48-196	84-276
3-point FG pct	.245	.304
3-pt FG made per game	3.7	6.5
FREE THROWS-ATT	183-276	163-243
Free throw pct	.663	.671
F-Throws made per game	14.1	12.5
REBOUNDS	521	492
Rebounds per game	40.1	37.8
Rebounding margin	+2.2	-
ASSISTS	141	161
Assists per game	10.8	12.4
TURNOVERS	231	245
Turnovers per game	17.8	18.8
Turnover margin	+1.1	-
Assist/turnover ratio	0.6	0.7
STEALS	134	108
Steals per game	10.3	8.3
BLOCKS	42	23
Blocks per game	3.2	1.8
ATTENDANCE	2977	2066
Home games-Avg/Game	5-595	8-258
Neutral site-Avg/Game	-	0-0

Date	Opponent	Score	Attend
11/10/17	at Palm Beach Atl.	W 74-60	57
11/11/17	at Tampa	L 68-71	78
11/17/17	at Tuskegee	W 63-58	322
11/20/17	ALBANY STATE (GA)	L 65-69	475
11/21/17	FORT VALLEY STATE	W 76-52	475
* 11/30/17	at Shorter	W 61-47	250
* 12/2/17	at Lee University	W 72-63	328
12/13/17	at Clark Atlanta University	W 69-67	100
* 12/16/17	MISSISSIPPI COLLEGE	W 57-55	576
* 12/18/17	DELTA STATE UNIVERSITY	W 55-54	872
12/30/17	POINT UNIVERSITY	L 62-67	579
* 1/2/18	at Union (TN)	L 78-84	419
* 1/4/18	at Christian Brothers	L 67-70	512

