



# ARKANSAS STATE ATHLETICS MEDIA RELATIONS

MAIN PHONE NUMBER: 870-972-2541 FAX: 870-972-3367  
MAILING ADDRESS: P.O. Box 1000, State University, AR 72467  
OVERNIGHT ADDRESS: 217 Olympic Dr., Jonesboro, AR 72401  
Associate AD/Sports Information Dir.: Jerry Scott | jscott@astate.edu | 870-972-3405 (office) | 870-243-6021 (cell)

## 2011, 2012, 2013, 2015 & 2016 SUN BELT CONFERENCE CHAMPIONS 2016 Cure Bowl | 2005 & 2015 New Orleans Bowl | 2012, 2013, 2014 & 2015 GoDaddy Bowl

### ARKANSAS STATE QUICK FACTS

**Location:** Jonesboro, Ark. (74,889) | **Enrollment:** 14,085  
**Nickname:** Red Wolves | **Colors:** Scarlet and Black  
**Stadium:** Centennial Bank Stadium (30,406) | **Playing Surface:** GEO Surfaces Field Turf | **Conference:** Sun Belt  
**Head Coach:** Blake Anderson (Sam Houston State, 1992)  
**Record at A-State:** 29-18 (4th year) **Overall Record:** Same  
**Assistant Coaches:**

- Asst. HC/Cornerbacks . . . . . Trooper Taylor Baylor, 1992 (4th year at Arkansas State)
- Defensive Coordinator/Linebackers . . . . . Joe Cauthen Stephen F. Austin, 1990 (4th year at Arkansas State)
- Offensive Coordinator/Tight Ends . . . . . Buster Faulkner Valdosta State, 2005 (2nd year at Arkansas State)
- Outside WR/Special Teams Coordinator . . . . . Luke Paschall Middle Tennessee, 2006 (4th year at Arkansas State)
- Inside WR . . . . . Kyle Cefalo Colorado, 2012 (1st year at Arkansas State)
- Defensive Line . . . . . Brian Early Arkansas-Monticello, 1994 (4th year at Arkansas State)
- Safeties . . . . . Allen Johnson Texas A&M-Commerce, 1999 (4th year at Arkansas State)
- Running Backs . . . . . Norval McKenzie Vanderbilt, 2005 (2nd year at A-State)
- Offensive Line . . . . . Allen Rudolph Southern Mississippi, 1995 (2nd year at Arkansas State)

### 2017 ARKANSAS STATE SCHEDULE/RESULTS

Sept. 2	at Nebraska (Big Ten Network)	L, 36-43
<b>SEPT. 9</b>	<b>No. 14 MIAMI (ESPN)</b>	<b>canceled</b>
<b>SEPT. 16</b>	<b>ARKANSAS-PINE BLUFF (ESPN3)</b>	<b>W, 48-3</b>
Sept. 23	at SMU (ESPN3)	L, 21-44
Oct. 4	at Georgia Southern* (ESPN2)	W, 43-25
<b>OCT. 14</b>	<b>COASTAL CAROLINA*^A (ESPN3)</b>	<b>W, 51-17</b>
<b>OCT. 19</b>	<b>LOUISIANA* (ESPN)</b>	<b>W, 47-3</b>
Oct. 28	at New Mexico State* (ESPN3)	W, 37-21
Nov. 11	at South Alabama* (ESPN3)	L, 19-24
<b>NOV. 18</b>	<b>TEXAS STATE* (ESPN3)</b>	<b>2:00 p.m.</b>
Nov. 25	at Louisiana-Monroe* (ESPN3)	2:00 p.m.
<b>DEC. 2</b>	<b>TROY*</b>	<b>2:00 p.m.</b>

\*Sun Belt Conference game | ^Homecoming All CT

### 2017 TEXAS STATE SCHEDULE/RESULTS

<b>SEPT. 2</b>	<b>HOUSTON BAPTIST (ESPN3)</b>	<b>W, 20-11</b>
Sept. 9	at Colorado (Pac-12 Networks)	L, 3-37
<b>SEPT. 16</b>	<b>APPALACHIAN STATE* (ESPN3)</b>	<b>L, 13-20</b>
<b>SEPT. 23</b>	<b>UTSA (ESPN3)</b>	<b>L, 14-44</b>
Sept. 30	at Wyoming	L, 10-45
<b>OCT. 7</b>	<b>LOUISIANA-MONROE* (ESPN3)</b>	<b>L, 27-45</b>
Oct. 12	at Louisiana* (ESPN)	L, 7-24
Oct. 28	at Coastal Carolina* (ESPN3)	W, 27-7
<b>NOV. 4</b>	<b>NEW MEXICO STATE* (ESPN3)</b>	<b>L, 35-45</b>
<b>NOV. 11</b>	<b>GEORGIA STATE* (ESPN3)</b>	<b>L, 30-33</b>
Nov. 18	at Arkansas State* (ESPN3)	2:00 p.m.
Nov. 24	at Troy* (ESPN3)	3:00 p.m.

\*Sun Belt Conference game All CT

### EAB RED WOLVES SPORTS NETWORK

Matt Stolz (play-by-play), Tim Allison (analyst),  
Brad Bobo (sideline)

### ESPN3

Mike Watts (play-by-play), Doug Graber (analyst)



### GAME 9: Arkansas State (5-3, 4-1) hosts Texas State (2-8, 1-5)

Nov. 18, 2017 | Centennial Bank Stadium

Jonesboro, Ark. | 2:00 p.m.

**Radio:** EAB Red Wolves Sports Network (107.9 FM, flagship)

**Television:** ESPN3/WatchESPN

**Live Stats:** AStateStats.com/AStateRedWolves.com

**Live Game Notes:** twitter.com/AStateGameDay



**ON TAP:** Back-to-back Sun Belt champion Arkansas State returns home for a game at Centennial Bank Stadium for the first time in almost a month when it faces Texas State Saturday at 2:00 p.m. in a game being broadcast on ESPN3. Every Red Wolves' football game can be heard live on 107.9 FM in the Northeast Arkansas area. The live radio broadcast can also be accessed on the official A-State Athletics web site (AStateRedWolves.com) and the A-State Athletics app.

### BY THE NUMBERS . . .

- 0 negative rushing attempts in 56 carries this season by **Warren Wand**.
- 0 points allowed in the 3rd quarter by the A-State defense in 5 of first 8 games, including 4 of 5 SBC outings.
- 1 or more turnovers gained by A-State in 39 of 47 games (83%) under defensive coordinator **Joe Cauthen**.
- 1 of just two programs in league history owning five Sun Belt Conference championships.
- 1 victory needed by A-State to obtain bowl eligibility for the seventh consecutive season.
- 2.0 opponent punt return avg. ranks A-State's punt return defense No. 4 in the nation, while it's own 14.9 avg. ranks 10th.
- 2 or more touchdown passes by **Justice Hansen** in 10 consecutive games.
- 3 or more points scored by A-State in 27 of 32 quarters (84%), including 14 of 16 versus Sun Belt opponents.
- 3.63 sacks per game by A-State is ranked No. 3 in the nation, while its 8.6 TFL per game ranks fourth.
- 4 passes defended needed by **Blaise Taylor** to tie the most (33) in Sun Belt Conference history for a career.
- 5 Sun Belt Conference championships (2011, 2012, 2013, 2015, 2016) over the last six seasons.
- 5 head coaches over the last 8 years (Steve Roberts, Hugh Freeze, Gus Malzahn, Bryan Harsin, **Blake Anderson**).
- 5 sacks needed by **Ja'Von Rolland-Jones** to break the NCAA FBS career record for sacks (44.0).
- 6 current A-State players have already earned their degree.
- 6 straight bowl game appearances (2011-16) -- a school record.
- 6 consecutive winning seasons (2011-16) by A-State for the first time since 1912-17.
- 7 or more victories each of the last six seasons (2011-16) -- first time in school history.
- 8 different starting lineups by the A-State defense this year.
- 8 of last 11 years w/at least one NFL Draft selection.
- 8 statistical categories in which A-State leads the Sun Belt Conference, tying Troy for the most in the league.
- 9 of the last 12 seasons (2005-16) have seen A-State reach bowl eligibility.
- 10 or more tackles in at least two games each this season by **Kyle Wilson**, **BJ Edmonds** and **Justin Clifton**.
- 11 Sun Belt Conference Team Academic Awards over the last 14 years, including 2015.
- 13 consecutive seasons with a winning record at Centennial Bank Stadium (2005-17).
- 16 players (6 offense/10 defense) who started their first career game at A-State this season.
- 17 of A-State's 39 (44%) explosive plays (20+ yds) have gone for TDs & 18 have also covered at least 30 yds.
- 18 defensive touchdowns over the last 4 seasons under DC **Joe Cauthen**.
- 19 A-State victories over its last 24 games played in the month of November.
- 22 A-State victories over its last 27 Sun Belt Conference road games.
- 24 of A-State's 47 scoring drives (51%) have taken less than 2 minutes & only 2 have lasted longer than 4:00.
- 25 consecutive games with at least five tackles for loss by the A-State defense.
- 27 passing TDs this season by **Justice Hansen** are the most in school history and 5 shy of tying the SBC record.
- 27 of A-State's 29 victories under HC **Blake Anderson** have come by a double-figure margin.
- 27 career rushing touchdowns by **Johnston White** are the sixth most in school history.
- 29 A-State victories under **Blake Anderson** mark the most by any A-State head coach over his first 47 games.
- 30 or more points scored by A-State in 52 of its last 79 regular-season games (66 percent).
- 33 A-State victories over its last 39 home games, including the last 7 in a row (T8th longest in the nation).
- 37.6 yards per catch by **Chris Murray** versus Georgia Southern broke the Sun Belt Conference record.
- 39.5 career sacks by **Ja'Von Rolland-Jones** are school and SBC records, as well as the 2nd most in NCAA FBS history.
- 44 Sun Belt Conference victories over the last seven (2011-17) seasons (44-8 league record).
- 57 career TFL by **Ja'Von Rolland-Jones** are tied for the 19th most in NCAA history.
- 57 victories by A-State over the last six seasons ranks tied for the 27th most in the nation.
- 73 punt return yards needed by **Blaise Taylor** to break the school record for single-season yards (385).
- 106 rushing yards needed by **Warren Wand** to become the 13th player in school history to reach 2,000.
- 113 consecutive games played without A-State being shutout.
- 300 or more yds total offense in 87 of last 98 games (89 pct.), including all but 5 games under Blake Anderson.
- 1,094 career punt return yds by **Blaise Taylor** are the most in school history & 2nd most in Sun Belt history.
- 1,110 receiving yds & 68 receptions by **Blake Mack** (TE stats only) are both the 2nd most ever by an A-State TE.

**2017 SUN BELT STANDINGS**

Team	Conference			Overall		
	W	L	Pct.	W	L	Pct.
Troy	5	1	.833	8	2	.800
Georgia State	5	1	.833	6	3	.667
Appalachian State	5	1	.833	6	4	.600
<b>Arkansas State</b>	<b>4</b>	<b>1</b>	<b>.800</b>	<b>5</b>	<b>3</b>	<b>.625</b>
Louisiana	3	2	.600	4	5	.444
Louisiana-Monroe	4	3	.571	4	5	.444
South Alabama	3	3	.500	4	6	.400
New Mexico State	2	3	.400	4	5	.444
Idaho	2	3	.400	3	6	.333
Texas State	1	5	.167	2	8	.200
Coastal Carolina	0	6	.000	1	9	.100
Georgia Southern	0	5	.000	0	9	.000

**2017 PRESEASON SUN BELT COACHES POLL**

**SCHOOL -- POINTS (1st place votes)**

1. Appalachian State, 136 points (7) | 2. Troy, 127 points (2) | 3. Arkansas State, 122 points (1) | 4. South Alabama, 98 points | 5. Louisiana, 95 points (1) | 6. Idaho, 84 points | 7. Georgia Southern, 82 points | 8. Georgia State, 48 points | 9. ULM, 46 points | 10. New Mexico State, 41 points (1) | 11. Texas State, 31 points | 12. Coastal Carolina, 26 points

**2017 PRESEASON ALL-SUN BELT FOOTBALL TEAM**

**Offensive Player of the Year:** Jalin Moore (App. State, RB, Jr.)  
**Defensive Player of the Year:** Ja'Von Rolland-Jones (A-State, DL, Sr.)

**FIRST TEAM OFFENSE**

Brandon Silvers (Troy, QB, Sr.), Jalin Moore (Appalachian State, RB, Jr.), Larry Rose III (New Mexico State, RB, Sr.), Shaedon Meadors (Appalachian State, WR, Sr.), Penny Hart (Georgia State, WR, So.), Emanuel Thompson (Troy, WR, Sr.), **Blake Mack (Arkansas State, TE, Sr.)**, Colby Gossett (Appalachian State, OL, Sr.), Beau Nunn (Appalachian State, OL, Sr.), Jordan Rose (Idaho, OL, Sr.), Noah Fisher (South Alabama, OL, Jr.), Steven Rowzee (Troy, OL, Sr.)

**FIRST TEAM DEFENSE**

Tee Sims (Appalachian State, DL, Sr.), **Ja'Von Rolland-Jones (Arkansas State, DL, Sr.)**, Aikeem Coleman (Idaho, DL, Sr.), Joe Dillon (Louisiana, DL, So.), Baron Poole (Troy, DL, Sr.), Eric Boggs (Appalachian State, LB, Sr.), **Kyle Wilson (Arkansas State, LB, Sr.)**, Bryan London II (Texas State, LB, So.), Clifton Duck (Appalachian State, DB, So.), **Justin Clifton (Arkansas State, DB, Jr.)**, Chandon Sullivan (Georgia State, DB, Sr.), Jeremy Reaves (South Alabama, DB, Sr.)

**FIRST TEAM SPECIAL TEAMS**

Stevie Artigue (Louisiana, K, Jr.), Payton Theisler (New Mexico State, P, So.), **Blaise Taylor (Arkansas State, RS, Sr.)**

**SECOND TEAM OFFENSE**

Taylor Lamb (Appalachian State, QB, Sr.), Xavier Johnson (South Alabama, RB, Sr.), Jordan Chunn (Troy, RB, Sr.), **Dijon Paschal (Arkansas State, WR, Sr.)**, Keenan Barnes (Louisiana, WR, Jr.), Deondre Douglas (Troy, WR, Jr.), Gabe Schrader (Texas State, TE, Sr.), Vic Johnson (Appalachian State, OL, So.), Grant Horst (Louisiana, OL, Sr.), Frank Sutton Jr. (ULM, OL, Sr.), Aaron Brewer (Texas State, OL, So.), Deontae Cruittie (Troy, OL, Jr.)

**SECOND TEAM DEFENSE**

Myquon Stout (Appalachian State, DL, Jr.), **Dee Liner (Arkansas State, DL, Sr.)**, Mackendy Cheridor (Georgia State, DL, Sr.), Taboris Lee (Louisiana, DL, Sr.), Devan Stringer (Appalachian State, LB, Sr.), Tony Lashley (Idaho, LB, Jr.), Darrell Songy (South Alabama, LB, Sr.), **Blaise Taylor (Arkansas State, DB, Sr.)**, Tracy Walker (Louisiana, DB, Sr.), Jaden Wright (New Mexico State, DB, Sr.), Kamryn Melton (Troy, DB, Sr.), Kris Weatherspoon (Troy, DB, Sr.)

**SECOND TEAM SPECIAL TEAMS**

Michael Rubino (Appalachian State, K, So.), Evan Rabon (Coastal Carolina, P, Jr.), Xavier Johnson (South Alabama, RS, Sr.)

**THE PRINCIPALS:** A-State, the only FBS team in the nation to win five conference championships over the last six seasons, dropped its first Sun Belt game last week at South Alabama to bring its league record to 4-1. The Red Wolves are currently a half-game out of first place behind three teams that own a 5-1 record. With a victory, Arkansas State can make it a four-way tie atop the standings as Appalachian State, Georgia State and Troy are all idle this week. This will also be the second straight week A-State has the opportunity to become bowl eligible for the seventh consecutive season. The Red Wolves will put their undefeated 3-0 home record on the line against Texas State, which will carry a 1-3 road record into the contest. The Bobcats hold a 1-5 league record, but three of their five setbacks have come by 10 points or less.

**HEAD COACH BLAKE ANDERSON:** *Blake Anderson*, a 17-year coaching veteran at the NCAA FBS level who also coached in an NJCAA National Championship game, was named the Red Wolves' 30th all-time head football coach on Dec. 19, 2013. Anderson led A-State to back-to-back Sun Belt Conference championships (2015 and 2016), as well as three straight winning seasons and bowl game appearances (2016 Cure Bowl, 2015 New Orleans Bowl and 2014 Go-Daddy Bowl) his first three years at the helm. Under his direction, the Red Wolves have also set new school records for total offense (6,174 yards in 2014), average yards total offense (476.5 yards per game in 2014), total plays (1,024 in 2014), points scored (520 in 2015), touchdowns scored (69 in 2015) and passing touchdowns (26 in 2017). During his first three years at the helm of the program, he saw 29 of his players earn 45 All-Sun Belt Conference selections -- the most in the league over that span.

**FAST START:** Out of 30 all-time head coaches at Arkansas State, *Blake Anderson* became one of just four to win at least seven games in his first season (2014) at the school. The other head coaches to win at least seven games in their first season as head coach at A-State were Bryan Harsin (2013), Gus Malzahn (2012) and Hugh Freeze (2011).

**FOUR YEARS RUNNING:** Even with at least three games remaining on A-State's 2017 schedule, *Blake Anderson* is already the first head coach in Arkansas State history to win 29 or more games over his first four seasons at the school.

**2017 HEAD-to-HEAD**



Arkansas State	Texas State
5-3, 4-1.....Record	2-8, 1-5
37.8.....Points Avg.	18.6
453.2.....Total Off. Avg.	358.9
133.0.....Rushing Avg.	137.1
320.2.....Passing Avg.	221.8
41%.....3rd-Down Pct.	36%
20%.....4th-Down Pct.	18%
26:32.....TOP/Game	30:11
22.5.....Scoring Defense	31.1
388.9.....Total Defense	416.4
156.1.....Rush Defense	131.3
232.8.....Pass Defense	285.1
29-182.....Sacks by-Yards	21-137
-3.....Turnover Margin	-10
21.0.....Kick Return Avg.	17.4
14.9.....Punt Return Avg.	7.8
42.2.....Avg. Per Punt	43.8
66.9.....Penalty Yards Avg.	38.2

Additionally, he is the only head coach at A-State to win 29 games in 47 or fewer contests - Bill Davidson is the next closest, reaching 29 victories in 48 games from 1971-75.

**DOUBLE DIGITS:** A-State's five wins this season came by double figures, and seven of its eight victories last season came by at least 10 points. Additionally, all nine of its wins during the 2015 season and six of its seven in 2014 came by a double-digit margin, meaning 27 of the Red Wolves' 29 wins under head coach *Blake Anderson* have come by 10 or more points. The only exceptions were a 21-14 overtime win over Utah State in 2014 and a 27-26 victory over Georgia Southern in 2016.

**THE ARKANSAS STATE - TEXAS STATE SERIES:** Saturday's game will mark just the fifth meeting ever between Arkansas State and Texas State as they are set to continue their Sun Belt Conference series that began in 2013. The Red Wolves lead the all-time series 3-1, including victories in the last two meetings. All four games between the two teams have been decided by at least 17 points.

Year	Score	Location
2016	A-State 36, Texas St. 14	San Marcos
2015	A-State 55, Texas St. 17	Jonesboro
2014	Texas St. 45, A-State 27	San Marcos
2013	A-State 38, Texas St. 21	Jonesboro

**ARKANSAS STATE GAME WEEK MEDIA SCHEDULE**

Monday, Nov. 13	Sun Belt Conference weekly teleconference begins at 10:30 a.m. (HC Blake Anderson at 11:12 a.m.). 11:30 a.m. press conference w/HC Blake Anderson, OC Buster Faulkner, DC Joe Cauthen (FB Facility, 3rd Floor). 6:00 p.m. "Live With the Red Wolves" Radio Show (Sully's Chicago Style Restaurant/KFIN 107.9 FM, AStateRedWolves.com).
Tuesday, Nov. 14	4:20 p.m. practice open to the media.
Wednesday, Nov. 15	4:20 p.m. practice open to the media. (Last day before post-game press conference for player interviews). Sun Belt Conference television highlight/interview package available.
Thursday, Nov. 16	4:20 p.m. practice. (No player availability, coaches on prearranged basis).
Friday, Nov. 17	Closed practice. (No player or coach availability).
Saturday, Nov. 18	Game Day. Coaches and players available after the game.

**A-STATE vs. THE SUN BELT:** Arkansas State has won 44 of its last 52 Sun Belt Conference games (.846 winning percentage) to run its all-time record in the league to 77-44. The Red Wolves hold their most all-time victories against ULM with 24. A-State has defeated every team in the conference since the football league was formed in 2001. Along with ULM and Louisiana-Lafayette, A-State is one of three teams that have been a part of the conference since its inaugural football season.

**ROAD WARRIORS:** Arkansas State has won 22 of its last 27 conference road games dating back to the 2011 season. A-State had won 10

consecutive conference road games, its longest streak ever as a member of any league, before falling to Western Kentucky in its 2013 regular-season finale. The Red Wolves went 4-0 in conference road games in 2011, 2012 and 2015, 2-1 in 2013, 2-2 in 2014 and 3-1 a year ago. A-State stands 2-1 in conference road games played so far this season.

**HOME SWEET HOME:** Arkansas State has strung together 13 consecutive years (2005-17) with a winning record at Centennial Bank Stadium dating back to 2005. The Red Wolves are now 58-13 (.817 winning percentage) since the 2005 season and have won 33 of their last 39 home games,

including the last seven in a row that stands tied for the sixth longest current streak in the nation. The Red Wolves actual on-field record all-time at Centennial Bank Stadium is 150-76-1 since it opened in 1974. A-State's six home wins in 2011 were its most since 1985.

**RED WOLVES NOVEMBER:** Dating back to the 2011 season, Arkansas State holds a 19-5 record over its last 24 games played in the month of November. A-State had a seven-game winning streak during November snapped in its last game of the month in 2016.

**AN A-STATE VICTORY WOULD . . .** run its all-time record versus Texas State to 4-1 and give it three consecutive wins against the Bobcats . . . make it bowl eligible for the seventh consecutive year and 10th time over the last 13 seasons . . . guarantee the Red Wolves at least a .500 record for the seventh consecutive season and 11th time since joining the FBS in 1992 . . . move its record to 20-5 in games played in the month of November since 2011 . . . put the Red Wolves in a four-way tie atop the Sun Belt Conference standings . . . improve its record to 45-8 over its last 53 SBC games . . . give the Red Wolves 58 victories over the last seven seasons.

**SIX-YEAR WINS TOTAL:** Including back-to-back 10-win seasons in 2011 and 2012, eight more in 2013, seven in 2014, nine in 2015, eight last year and five this season, the Red Wolves have recorded 57 victories that are tied for the 27th most in the nation over the last seven seasons.

**NCAA FBS WINS SINCE 2011**

Team	2011	2012	2013	2014	2015	2016	2017	Total
Alabama	12	13	11	12	14	14	10	86
Clemson	10	11	11	10	14	14	9	79
Ohio State	6	12	12	14	12	11	8	75
Florida St.	9	12	14	13	10	10	3	71
Stanford	11	12	11	8	12	10	7	71
Oklahoma	10	10	11	8	11	11	9	70
Boise State	12	11	8	12	9	10	8	70
Wisconsin	11	8	9	11	10	11	10	70
Georgia	10	12	8	10	10	8	9	67
Oregon	12	12	11	13	9	4	5	66
Northern Ill.	11	12	12	11	8	5	7	66
LSU	13	10	10	8	9	8	7	65
Okla. St.	12	8	10	7	10	10	8	65
Mich. St.	11	7	13	11	12	3	7	64
USC	10	7	10	9	8	10	9	63
Houston	13	5	8	8	13	9	6	62
San Diego St.	8	9	8	7	11	11	8	62
Louisville	7	11	12	9	8	9	6	62
Toledo	9	9	7	9	10	9	8	61
Baylor	10	8	11	11	10	7	1	59
TCU	11	7	4	12	11	6	8	59
Notre Dame	8	12	9	8	10	4	8	59
Michigan	11	8	7	5	10	10	8	59
Western Ky.	7	7	8	8	12	11	5	58
Kansas St.	10	11	8	9	6	9	5	58
Washington	7	7	9	8	7	12	8	58
<b>A-State</b>	<b>10</b>	<b>10</b>	<b>8</b>	<b>7</b>	<b>9</b>	<b>8</b>	<b>5</b>	<b>57</b>
Va. Tech	11	7	8	7	7	10	7	57
Texas A&M	7	11	9	8	8	8	6	57
Penn State	9	8	7	7	7	11	8	57

**THAT'S A FIRST:** The Red Wolves have seen 16 players start their first career game as a member of the A-State program this season.

2017 AWARDS & HONORS (OFFENSE)	TRENT ELLIS-BREWER (SO., LB):
<b>LANARD BONNER (JR., OL):</b> ▶ Phil Steele's 4th Team Preseason All-Sun Belt Conference	▶ Phil Steele's 3rd Team Preseason All-Sun Belt Conference
<b>KENDRICK EDWARDS (SR., TE):</b> ▶ USA Today's "Top Newcomers" list (5 players)	<b>DEE LINER (SR., DL):</b> ▶ Senior Bowl Watch List ▶ 2nd Team Preseason All-Sun Belt Conference ▶ Phil Steele's & USA Today 1st Team Preseason All-Sun Belt ▶ Athlon & College Sports Madness 2nd Team Preseason All-Sun Belt Conference ▶ Phil Steele's No. 40 ranked "Top NFL Draft Eligible Defensive Tackle" in the nation
<b>CODY GRACE (SO., P):</b> ▶ Ray Guy Award Watch List	<b>JA'VON ROLLAND-JONES (SR., DE):</b> ▶ Bednarik Award Watch List ▶ Bronko Nagurski Award Watch List ▶ Ted Hendricks Award Watch List ▶ Senior Bowl Watch List ▶ College Sports Madness SBC Def. Player of the Week (10/30) ▶ Sun Belt Conf. Co-Defensive Player of the Week (10/23) ▶ Sun Belt Preseason Defensive Player of the Year ▶ 1st Team Preseason All-Sun Belt Conference ▶ Lindy's, Phil Steele's, Athlon, USA Today, Street & Smith & SouthernPigSkin.com Preseason 1st Team All-Sun Belt ▶ Phil Steele's No. 22 ranked "Top NFL Draft Eligible Defensive End" in the nation ▶ Lindy's No. 1 rated "Top 10 NFL Talent" in the Sun Belt ▶ Lindy's "Best Pass Rusher" in the Sun Belt ▶ Lindy's "Most Valuable Player in the Sun Belt" ▶ Street & Smith's "Top NFL Prospect" in the Sun Belt ▶ College Gridiron Showcase 2018 NFL Draft Watch List ▶ SouthernPigSkin.com's Preseason Sun Belt Conference Defensive Player of the Year ▶ Sports Illustrated's No. 95 ranked player in its "SI.com Top 100" college football players of the 2017 season ▶ College Sports Madness Preseason Sun Belt Defensive Player of the Year and first team all-conference
<b>JUSTICE HANSEN (JR., QB):</b> ▶ Johnny Unitas Golden Arm Watch List (top-20 candidate) ▶ College Sports Madness SBC Off. Player of the Week (10/30) ▶ Davey O'Brien "Great 8" Performer of the Week (10/23) ▶ Sun Belt Conf. Co-Offensive Player of the Week (10/23) ▶ Manning Award Star of the Week nominee (10/16) ▶ College Sports Madness SBC Off. Player of the Week (9/2) ▶ College Sports Madness SBC Off. Player of the Week (9/16) ▶ Phil Steele's 4th Team Preseason All-Sun Belt Conference ▶ Phil Steele's No. 43 ranked "Top NFL Draft Eligible Quarterback" in the nation	<b>BLAISE TAYLOR (SR., CB/RS):</b> ▶ Sun Belt Conf. Special Teams Player of the Week (10/30) ▶ 1st Team Preseason All-Sun Belt (return specialist) ▶ 2nd Team Preseason All-Sun Belt (defensive back) ▶ William V. Campbell Trophy Finalist ▶ Senior CLASS Award candidate ▶ Allstate AFCA Good Works Team nominee ▶ Jason Witten Collegiate Man of the Year Award semifinalist ▶ Hornung Award Watch List ▶ Wuerffel Trophy Semifinalist ▶ Athlon, Phil Steele's & College Sports Madness 1st Team Preseason All-Sun Belt (punt returner)
<b>BLAKE MACK (SR., TE):</b> ▶ 1st Team Preseason All-Sun Belt Conference ▶ John Mackey Award Watch List ▶ Athlon, Lindy's, Street & Smith's, Phil Steele's, College Sports Madness, USA Today & Southern PigSkin.com Preseason 1st Team All-Sun Belt Conference ▶ Lindy's "Top 10 NFL Talent" (No. 10) in the Sun Belt ▶ Phil Steele's No. 27 ranked "Top NFL Draft Eligible Tight End" in the nation ▶ College Gridiron Showcase 2018 NFL Draft Watch List	<b>KYLE WILSON (SR., LB):</b> ▶ 1st Team Preseason All-Sun Belt Conference ▶ Lindy's, Athlon, USA Today, College Sports Madness & SouthernPigSkin.com Preseason 1st Team All-Sun Belt ▶ Phil Steele's 2nd Team Preseason All-Sun Belt
<b>TY MIMBS (SO., DS):</b> ▶ Phil Steele's Preseason 3rd Team All-Sun Belt Conference	
<b>CHRIS MURRAY (SR., WR):</b> ▶ Phil Steele's Preseason 2nd Team All-Sun Belt Conference	
<b>DIJON PASCHAL (SR., WR):</b> ▶ 2nd Team Preseason All-Sun Belt Conference ▶ Phil Steele's & College Sports Madness Preseason 3rd Team All-Sun Belt Conference	
<b>WARREN WAND (SR., WR):</b> ▶ Doak Walker Award Watch List ▶ Phil Steele's, Lindy's, College Sports Madness & Athlon 2nd Team Preseason All-Sun Belt Conference	
<b>JOHNSTON WHITE (SR., RB):</b> ▶ Burlsworth Trophy nominee	
2017 AWARDS & HONORS (DEFENSE)	
<b>JUSTIN CLIFTON (JR., DB):</b> ▶ Jim Thorpe Award Watch List ▶ 1st Team Preseason All-Sun Belt Conference ▶ Phil Steele's, Street & Smith's, Lindy's, Athlon & College Sports Madness Preseason 1st Team All-Sun Belt ▶ Phil Steele's No. 45 ranked "Top Draft Eligible Strong Safety" in the nation	



**ARKANSAS STATE TEAM RECORD**

Overall .....463-480-37  
 Centennial Bank Stadium .....143-76-1  
 Since Div. I-A (1992) .....122-170-1

**Team Streaks**

Wins ..... 0  
 Centennial Bank Stadium Wins ..... 7  
 Away Wins ..... 0  
 Sun Belt Wins ..... 0  
 Losses ..... 1  
 Home Losses ..... 0  
 Away Losses ..... 1  
 Non-conference Losses ..... 1  
 Wins When:  
 allowing 10 points or less ..... 40  
 allowing 17 points or less ..... 28  
 scoring 20 points or more ..... 4  
 scoring 30 points or more ..... 5  
 rushing for 200+ yards ..... 12  
 passing for 300+ yards ..... 3  
 400+ yards of total offense ..... 3  
 leading at the half ..... 11  
 tied at the half ..... 0  
 trailing at the half ..... 0  
 scoring first ..... 7

**2017 A-State Record When:**

at home .....3-0  
 on the road .....2-3  
 neutral .....0-0  
 leading at the half .....4-0  
 tied at the half .....0-0  
 trailing at the half .....1-3  
 leading after 3 quarters .....5-0  
 tied after 3 quarters .....0-0  
 trailing after 3 quarters .....0-3  
 overtime .....0-0  
 Scores  
 17+ points .....5-3  
 the opponents scores  
 17+ points .....2-3  
 more offensive yards .....4-2  
 fewer offensive yards .....1-1  
 more penalty yards .....3-1  
 same penalty yards .....0-0  
 fewer penalty yards .....2-2  
 gains 300+ offensive yards .....5-3  
 allows 300- offensive yards .....3-0  
 rushes for 150+ yards .....2-0  
 rushes for 200+ yards .....1-0  
 passes for 200+ yards .....5-3  
 Wins turnovers .....3-0  
 Ties turnovers .....1-0  
 Loses turnovers .....1-3  
 More total yardage .....4-2  
 Less total yardage .....1-1  
 Wins time of possession .....1-0  
 Ties time of possession .....0-0  
 Loses time of possession .....4-3

Eight of those 16 gained their first start against Nebraska, while an additional two made their first start against UAPB and Georgia Southern and one versus SMU, Coastal Carolina, Louisiana and South Alabama. The list includes four offensive linemen, two wide receivers, four defensive linemen, one linebacker, one cornerback and four safeties. The players are **Jaypee Philbert** (LT), **Dalton Ford** (LG), **Jacob Still** (C), **Lanard Bonner** (RT), **Justin McInnis** (WR), **Kendrick Edwards** (WR), **BJ Edmonds** (S), **Darreon Jackson** (S), **Javier Carbonell** (DL), **Caleb Bonner** (LB), **Michael Johnson** (S), **Hunter Moreton** (DL), **Ronheen Bingham** (DE), **Kyle Martin** (CB), **Jefferie Gibson** (S) and **Christian Howard** (DL). The Red Wolves have used a different defensive starting lineup all eight games and a different offensive starting lineup three times.

**ON THAT NOTE:** Not only did A-State have 16 players make their first start with the Red Wolves, 29 different players took their first snap ever as a member of the team. The squad's current 2-deep features 21 of 56 players (38 percent) listed who had never played a snap as an A-State player entering this season.

**44-POINT MARGIN:** Arkansas State's 44-point margin of victory (47-3) over Louisiana was its second largest ever against a Sun Belt Conference opponent. The largest was a 45-0 win over Middle Tennessee in the final regular-season game of the 2012 season. Additionally, the Red Wolves' 44-point win versus Louisiana represented the largest margin of victory by either team in the series that dates back to 1953.

**MIDWEEK MADNESS:** Historically, A-State has performed well in midweek games (Tue.-Thurs.) since joining the Sun Belt Conference. The Red Wolves hold a 19-6 record in all midweek games since its 2001 inaugural year in the league. They have won 15 of their last 18 midweek contests, including the last eight in a row.

**UNBUCKLE THE BELT:** With its 43-25 win over Georgia Southern this season, the Red Wolves now stand 12-5 all-time in Sun Belt Conference openers. A-State has won its last five Sun Belt openers for its longest streak ever as a member of the conference, and its longest as a member of any league since winning its first Southland Conference game five straight years from 1966-70.

**PRESEASON PREDICTIONS:** Back-to-back league champion Arkansas State was tabbed third in the Sun Belt Conference Preseason Coaches Poll after receiving one first-place vote and 122 total points. The Red Wolves finished just five points behind Troy, while Appalachian State was chosen the favorite with 136 points. Although A-State has won five of the last six Sun Belt Conference championships, it has never been picked to win the league in the preseason

**A-STATE INDIVIDUAL CAREER RECORDS**

**RUSHING TOUCHDOWNS**

	No.	Years
1. Richie Voit	57	1950-53
5. Ryan Aplin	31	2009-12
6. <b>Johnston White</b>	27	2014-cur.

**PUNT RETURNS**

	No.	Years
1. <b>Blaise Taylor</b>	101	2014-cur.
2. Terry Whiting	66	1968-71

**PUNT RETURN YARDS**

	Yds.	Years
1. <b>Blaise Taylor</b>	1,094	2014-cur.
2. Terry Whiting	748	1968-71

**SACKS**

	No.	Years
1. <b>Ja'Von Rolland-Jones</b>	39.5	2014-cur.
2. Marvin Neloms	28.0	1983-86

**TOUCHDOWN RECEPTIONS**

	No.	Years
1. Taylor Stockemer	16	2009-12
T5. Dwayne Frampton	12	2010-11
Lennie Johnson	12	1995-98
T7. <b>Dijon Paschal</b>	11	2014-cur.
<b>Chris Murray</b>	11	2015-cur.
J.D. McKissic	11	2012-15
T9. <b>Blake Mack</b>	10	2014-cur.
Robert Kilow	10	1998-2000
Kendricke Bullard	10	1990-92

**RECEPTIONS**

	No.	Years
1. J.D. McKissic	289	2012-15
5. Levi Dejohnette	152	2004-07
8. Reginald Murphy	121	1993-96
9. <b>Dijon Paschal</b>	105	2014-cur.

**RECEIVING YARDS**

	Yds.	Years
1. J.D. McKissic	2,826	2012-15
5. Dwayne Frampton	1,894	2010-11
7. Brandon Thompkins	1,701	2006-09
8. <b>Dijon Paschal</b>	1,700	2014-cur.
9. Fred Barnett	1,571	1986-89
10. Gerald Jumper	1,396	1964-67
11. Tres Houston	1,344	2013-15
NR <b>Blake Mack</b>	1,342	2014-cur.

**COMPLETIONS**

	No.	Years
1. Ryan Aplin	906	2009-12
5. Johnny Covington	409	1992-95
6. <b>Justice Hansen</b>	394	2016-cur.

**TOUCHDOWN PASSES**

	No.	Years
1. Ryan Aplin	67	2009-12
2. Cleo Lemon	48	1997-2000
3. Corey Leonard	47	2006-09
T4. <b>Justice Hansen</b>	46	2016-cur.
Fredi Knighten	46	2012-15

**PASSING YARDS**

	Yds.	Years
1. Ryan Aplin	10,758	2009-12
2. Cleo Lemon	7,706	1997-2000
3. Corey Leonard	7,319	2006-09
4. James Hamilton	5,383	1968-71
5. Fredi Knighten	5,371	2012-15
6. <b>Justice Hansen</b>	5,168	2016-cur.

**TOTAL OFFENSE**

	Yds.	Years
1. Ryan Aplin	10,758	2009-12
5. Roy Johnson	6,779	1988-91
6. James Hamilton	5,764	1968-71
7. Dwayne Brown	5,672	1984-87
8. <b>Justice Hansen</b>	5,595	2016-cur.

coaches poll. At the same time, A-State has been picked to finish among the top three teams in the league nine of the last 12 years.

**SEVEN RED WOLVES NAMED PRESEASON ALL-SBC:**

The 2017 Preseason All-Sun Belt Conference Team featured seven Arkansas State players, including senior defensive end **Ja'Von Rolland-Jones** as the Defensive Player of the Year. The Red Wolves had eight total selections, including senior cornerback **Blaise Taylor** as a first-team return specialist and second-team defensive back. Joining Taylor and Rolland-Jones as first-team choices were senior tight end **Blake Mack**, senior linebacker **Kyle Wilson** and junior defensive back **Justin Clifton**. Representing A-State on the second team were senior wide receiver **Dijon Paschal** and senior defensive lineman **Dee Liner**, in addition to Taylor. The Red Wolves eight total selections were the third most in the league behind Appalachian State's 12 and Troy's nine.

**SUN BELT CHAMPS:** Arkansas State claimed the 2016 Sun Belt Conference championship, giving it back-to-back titles with a combined 15-1 league record over that span. A-State also won the league title 2011-13, making it one of just two programs in league history with at least five all-time SBC titles -- Troy is the other with five as well. Arkansas State is the only FBS program in the nation to win five conference titles over the last six seasons, and the Red Wolves hold a 40-7 Sun Belt record during that time. The Red Wolves' 7-1 Sun Belt record this season matched the 2012 squad for their third best record ever in the league -- Arkansas State went 8-0 in both 2011 and 2015.

**BOWL ELIGIBLE:** With a 7-5 regular-season record, A-State was bowl eligible for the sixth consecutive season in 2016 and ninth time over the last 12 years. Since joining the FBS in 1992, Arkansas State became bowl eligible in 10 games or less for the sixth time (2011-16). The earliest A-State ever became bowl eligible was in 2011 when it was 6-2 through eight games.

**SIX STRAIGHT:** Arkansas State has secured six consecutive seasons (2011-16) with a winning record for the first time since 1912-17. The Red Wolves piled up 52 victories from 2011-16 for its most over a six-year span in the program's 103-year history. A-State has never produced seven consecutive winning seasons.

**TOP 25:** Arkansas State was receiving votes in both the Associated Press (2 points) and Coaches (6 points) Top 25 polls at the end of the 2015 regular season, making it the fourth season since 2011 that A-State was included among "others receiving votes" at one point during the year. The Red Wolves also earned votes in 2011, 2012 and 2013. A-State's most ever points in the Associated Press (28) and Coaches (23) Top 25 came in the 2012 final

**SUN BELT INDIVIDUAL CAREER RECORDS**

PUNT RETURNS		
	No.	Years
1. Leodis McKelvin (Troy)	112	2004-07
2. <b>Blaise Taylor</b>	<b>101</b>	<b>2014-cur.</b>

PUNT RETURN YARDS		
	Yds.	Years
1. Leodis McKelvin (Troy)	1,471	2004-07
2. <b>Blaise Taylor</b>	<b>1,094</b>	<b>2014-cur.</b>

PUNT RETURN TOUCHDOWNS		
	No.	Years
1. Leodis McKelvin (Troy)	7	2004-07
2. <b>Blaise Taylor</b>	<b>4</b>	<b>2014-cur.</b>

PASSES DEFENDED		
	No.	Years
1. Greg James (ULM)	33	2006-09
2. Sherrod Martin (Troy)	32	2004-08
3. Anthony Gaitor (FIU)	31	2008-10
T4. Bryan Willis (Troy)	30	2009-12
Jonas Buckles (North Texas)	30	2001-04
Bradley Robinson (MTSU)	30	2004-07
Cash Mouton (ULM)	30	2001-04
Jeremy Reaves (USA)	30	2014-cur.
NR <b>Blaise Taylor</b>	<b>29</b>	<b>2014-cur.</b>

SACKS		
	No.	Years
1. <b>Ja'Von Rolland-Jones</b>	<b>39.5</b>	<b>2014-cur.</b>
2. Quanterus Smith (WKU)	26.0	2009-12

**SUN BELT INDIVIDUAL SEASON RECORDS**

PASSING TOUCHDOWNS		
	No.	Year
1. Rusty Smith (FAU)	32	2007
2. Koltan Browning (ULM)	29	2012
T3. Corey Robinson (Troy)	28	2010
Nick Arbuckle (Georgia St.)	28	2015
5. <b>Justice Hansen</b>	<b>27</b>	<b>2017</b>

PUNT RETURN YARDS		
	Yds.	Year
1. Leodis McKelvin (Troy)	436	2007
2. Leodis McKelvin (Troy)	417	2005
3. James Johnson (A-State)	385	2005
4. Kevin Robinson (Utah St.)	382	2004
5. Darryl Surgent (Louisiana)	323	2011
NR <b>Blaise Taylor</b>	<b>313</b>	<b>2017</b>

**NCAA FBS INDIVIDUAL CAREER RECORDS**

SACKS		
	No.	Years
1. Terrell Suggs, Arizona St.	2000-02	44.0
2. <b>Ja'Von Rolland-Jones, A-State</b>	<b>2014-16</b>	<b>39.5</b>
3. Jason Babin, Western Mich.	2000-03	38.0

TACKLES FOR LOSS		
	No.	Years
T1. Jason Babin, Western Michigan	75.0	2000-03
Khalil Mack, Buffalo	75.0	2010-13
10. E.J. Henderson, Maryland	61.0	2000-02
T11. Rod Davis, Southern Miss	60.5	2000-03
Dan Bazuin, Central Michigan	60.5	2003-06
T13. Shaun Phillips, Purdue	59.5	2000-03
Bill Swancutt, Oregon State	59.5	2001-04
Eric Henderson, Georgia Tech	59.5	2002-05
16. Jeremy Beal, Oklahoma	58.5	2007-10
17. David Pollack, Georgia	58.0	2001-04
18. Bruce Miller, UCF	57.5	2007-10
T19. <b>Ja'Von Rolland-Jones, A-State</b>	<b>57.0</b>	<b>2014-17</b>
Ryan Kerrigan, Purdue	57.0	2007-10

polls.

**103RD SEASON:** Arkansas State kicked off its 103rd season of football Sept. 2 at Nebraska. A-State holds a 462-480-37 record since the inaugural season and has played in 13 bowl games. A-State did not field a team from 1942-44 due to World War II. Arkansas State also didn't have a team in 1918 as World War I was ending.

**"1" OF A KIND:** Named a William V. Campbell Trophy finalist, Wuerffel Trophy semifinalist and Jason Witten Collegiate Man of the Year semifinalist, research indicates that senior cornerback and return specialist **Blaise Taylor** is the only current FBS player in the nation to earn both his bachelor's and master's degrees before the start of his true senior season. He was featured in a *Sports Illustrated* article written by Bruce Feldman, drawing attention to his many accolades in the class room. He earned his bachelor's degree in business administration and received his MBA this summer.

**WATCH ME, WATCH ME:** Arkansas State has seven different players on at least one of the major watch lists for the 2017 season, including three who play on the offensive side of the ball and four on the defensive. All combined, A-State has a player on 10 different major watch lists.

- JUSTIN CLIFTON:** Jim Thorpe
- JUSTICE HANSEN:** Johnny Unitas Golden Arm
- DEE LINER:** Senior Bowl
- BLAKE MACK:** John Mackey
- JA'VON ROLLAND-JONES:** Bednarik, Bronko Nagurski, Ted Hendricks, Senior Bowl
- BLAISE TAYLOR:** Paul Hornung, Wuerffel Trophy, William V. Campbell Trophy, Senior CLASS Award
- WARREN WAND:** Doak Walker

**OFFENSIVE NOTES**

**300-PLUS:** Dating back to the 2010 season, Arkansas State has posted at least 300 yards of total offense in 87 of its last 98 games (.888 percentage). A-State went over 300 yards in all 13 games during head coach **Blake Anderson's** first season, while also reaching the mark 11 times in 2015, 10 times in 2016 and eight times this season (42 of 47 games under Anderson).

**400-PLUS:** Arkansas State has hit the 400-yard total offense mark 29 times over its last 47 games (62 percent) since 2014, which was **Blake Anderson's** first season as head coach. The Red Wolves went over 400 yards in six of its first eight games this season.

**LIGHTING UP THE SCOREBOARD:** Including 11 of the last 14 contests, the Red Wolves have now posted at least 30 points in 52 of their last 79 regular-season games (66 percent) dating back to the 2011 season. The Red Wolves have won 40 of their last 45 games when scoring at least 30 points.

**QUARTERLY REPORT:** A-State has scored at least three points in 27 of 32 quarters (84%), including 14 of 16 (88%) versus Sun Belt opponents. The Red Wolves scored in 43 of 52 quarters for the entire 2014 season for an .827 percentage that is the highest under head coach **Blake Anderson**. This year's team has scored its most points in the fourth quarter (85), but has posted at least 71 in each quarter.

**QUICK STRIKE:** Twenty-four of A-State's 47 scoring drives this season have taken less than two minutes (51%) and only two have lasted longer than 3:49. Additionally, 21 of its 36 touchdown-scoring drives have taken two minutes or less, increasing the percentage to 58 percent.

**EXPLOSIVE OFFENSE:** A-State has recorded at least five explosive plays (20+ yards) in five of its first eight games, including a season-high eight against Louisiana. Out of its 39 total explosive plays, 17 have gone for touchdowns (44%) and 18 have also covered at least 30 yards.

**NOW THAT'S JUSTICE:** Junior quarterback **Justice Hansen** was named College Sports Madness' Sun Belt Conference Offensive Player of the Week following each of A-State's first two games this season. Most recently, he was named the Co-Offensive Sun Belt Conference player of the Week and a Davey O'Brien Award "Great 8" Performer of the Week following the Louisiana game. The week prior, he was tabbed a Manning Award Star of the Week nominee for his performance against Coastal Carolina. He is the only player in the league to rank among the top three players in passing efficiency (2nd), passing touchdowns (1st), total offense (2nd) and passing yards avg. (2nd).

**SCHOOL-RECORD PERFORMANCE:** Junior quarterback **Justice Hansen** recorded a school-record 46 completions for 415 yards and three touchdowns against Nebraska. He completed 67 percent of his passing attempts, while his 46 completions also tied the second most in Sun Belt Conference history and are currently the second most in the nation this season. His 415 yards were the second most of his career and fourth most in school history.

**HITTING THE MARK:** Junior quarterback **Justice Hansen** has now thrown multiple touchdown passes 14 times during his career, including the last 10 games in a row dating back to last season. He has thrown for at least 200 yards 15 times, 300 six times and 400 twice. Dating back to last season, Hansen has passed for at least 200 yards his last nine games and in 13 of his last 15.

**MULTIPLE WEAPONS:** At least nine different A-State players caught at least one pass in five of A-State's first eight games, including six wide receivers that have set career highs for either

A-STATE TEAM SEASON RECORDS		
FIRST DOWNS PASSING		
No.		Year
1.	169	2011
2.	139	2014
3.	137	2012
4.	131	2010
5.	124	2016
9.	121	2017
PASSING TOUCHDOWNS		
No.		Year
1.	28	2017
T2.	25	2014
	25	2012
COMPLETIONS		
No.		Year
1.	437	1975
5.	255	2013
6.	231	2016
7.	217	2000
8.	213	1996
9.	208	2017
PASSING YARDS		
Yds.		Year
1.	3,817	2011
5.	3,057	2010
6.	2,875	1998
7.	2,693	2015
8.	2,627	2013
9.	2,562	2017
PUNT RETURN YARDS		
Yds.		Year
1.	437	1975
2.	427	1971
3.	413	2015
4.	391	2005
5.	313	2017

receptions, receiving yards and/or receiving touchdowns.

**MAKING A MOVE:** Junior **Blake Mack** changed positions from wide receiver to tight end last season, and he has transitioned well with 68 receptions for a team-high 1,110 yards and nine touchdowns during that time. Mack has scored a touchdown in six of his last 10 games, including five of eight this season. His first two seasons combined at wide receiver, Mack posted 17 receptions for 235 yards.

**MORE ON MACK:** Junior **Blake Mack's** 1,110 receiving yards accumulated since he changed positions to tight end are the second most in school history by a player at the position, trailing only Steve Lockhart's 1,216 yards accumulated between 1968-71. Additionally, Mack's 68 receptions are also the second most by an A-State tight end behind Lockhart (79). It should be noted that Mack's career totals at both the tight end and wide receiver positions are 85 receptions for 1,345 yards.

**FINDING THE END ZONE:** A former walk-on and Burlsworth Trophy nominee, senior running back **Johnston White** recorded a team and career-best 14 rushing touchdowns as a sophomore and now has 27 running scores during his career. White's 27 career rushing touchdowns are the sixth most in school history.

A-STATE INDIVIDUAL SEASON RECORDS		
PASSING TOUCHDOWNS		
	No.	Year
1.	<b>Justice Hansen</b>	27
T2.	Fredi Knighton	24
	Ryan Aplin	24
PASS COMPLETIONS		
	No.	Year
1.	Ryan Aplin	304
4.	Ryan Aplin	252
5.	Adam Kennedy	218
T6.	<b>Justice Hansen</b>	197
	Justice Hansen	197
PASSING YARDS		
	Yds.	Year
1.	Ryan Aplin	3,588
5.	Cleo Lemon	2,721
6.	Justice Hansen	2,719
7.	<b>Justice Hansen</b>	2,444
TOTAL OFFENSE		
	Yds.	Year
1.	Ryan Aplin	4,176
5.	Adam Kennedy	2,887
6.	Corey Leonard	2,863
7.	Justice Hansen	2,850
8.	Corey Leonard	2,782
9.	<b>Justice Hansen</b>	2,740
RECEIVING TOUCHDOWNS		
	No.	Year
T1.	Tres Houston	10
	Alfred Bentley	10
	John Koldus	10
T4.	<b>Chris Murray</b>	7
	Kendall Sanders	7
	Julian Jones	7
	Taylor Stockemer	7
T8.	<b>Blake Mack</b>	6
	Dwayne Frampton	6
	Dwayne Frampton	6
	Alvin Powell	6
	Kendricke Bullard	6
NR	<b>Oma Bayless</b>	5
PUNT RETURN YARDS		
	Yds.	Year
1.	James Johnson	385
2.	Blaise Taylor	322
3.	<b>Blaise Taylor</b>	313
SACKS		
	No.	Year
1.	Lynn Rowland	14.0
T5.	Marvin Neloms	11.0
	Carter Ray Crawford	11.0
7.	Alex Carrington	10.5
T8.	Clarence Williams	10.0
	Robert Speer	10.0
T9.	<b>Ja'Von Rolland-Jones</b>	9.0
	Ja'Von Rolland-Jones	9.0
	Corey Williams	9.0
	Alex Carrington	9.0

**ABOVE AVERAGE:** Senior wide receiver **Chris Murray** recorded five receptions for a career-high 188 yards and career-best two touchdowns, averaging a Sun Belt Conference record 37.6 yards per catch to help lead Arkansas State to a 43-25 road victory over Georgia Southern. Murray's receiving yards tied the fourth most in school history and were



**A-STATE'S 2017 SUN BELT RANKINGS**

Stat	A-State	Rank	Leader
Scoring Offense	37.8 avg.	1	A-STATE
Pass Defense Effic.	117.0	1	A-STATE
Kickoff Coverage	41.5 net/avg.	1	A-STATE
Punt Return Avg.	14.9 avg.	1	A-STATE
Sacks by	3.62 avg.	1	A-STATE
Opp. 3rd DN Conv.	30.7 pct.	1	A-STATE
1st Downs	25.5 avg.	1	A-STATE
Punting	42.0 net/avg.	1	A-STATE
Opp. 4th DN Conv.	25.0 pct.	2	Texas St. (22.2)
Pass Offense	320.2 avg.	2	NMSU (359.6)
Scoring Defense	22.5 avg.	2	Troy (17.6)
Total Offense	453.2 avg.	3	ULM (475.1)
Pass Efficiency	147.6	3	ULM (154.1)
Red Zone Defense	75.0 pct.	3	Troy (58.6)
Total Defense	388.4 avg.	3	Troy (317.5)
Interceptions	8 total	T4	2 tied (12)
Field Goals	.733 pct.	5	USA (.833)
Pass Defense	232.8 avg.	5	Troy (212.0)
3rd DN Conversions	40.6 pct.	5	NMSU (45.7)
Opponent Penalties	59.6 avg.	5	Texas St. (72.6)
Rushing Defense	155.6 avg.	6	Troy (105.5)
Opponent 1st DN	20.5 avg.	6	Troy (18.0)
Sacks Against	2.50 avg.	7	App State (0.80)
Kickoff Returns	21.0 avg.	8	Troy (28.7)
Turnover Margin	-3 total	T8	USA (+7)
Rushing Offense	133.0 avg.	9	ULM (194.9)
Red Zone Offense	74.4 pct.	9	UL (94.1)
Penalties	66.9 avg.	10	Texas St. (38.2)
PAT Kicking	.868 pct.	11	CCU (.962)
4th DN Conversions	20.0 pct.	11	Troy (64.7)
Time of Possession	26:31	12	Ga. So. (33:01)

**A-STATE'S 2017 INDIVIDUAL SBC RANKINGS**

Stat	A-State Player	Avg./Total	Rank
Scoring	Sawyer Williams	8.2 ppg	1
Scoring (kick)	Sawyer Williams	8.2 ppg	1
Punt Return Avg.	Blaise Taylor	14.9 avg.	1
Sacks	Ja'Von Rolland-Jones	1.12 pg	1
Fumbles Rec.	Caleb Caston	2 total	T1
Pass Efficiency	Justice Hansen	151.9	2
Total Offense	Justice Hansen	342.5 ypg	2
Passing	Justice Hansen	305.5 ypg	2
Field Goals	Sawyer Williams	1.38 pg	2
Tackles For Loss	Ja'Von Rolland-Jones	1.44 pg	2
Passes Defended	Justin Clifton	1.25 pg	2
Sacks	Caleb Caston	0.62 pg	3
Fumbles Forced	Ja'Von Rolland-Jones	2 total	T4
Passes Defended	Blaise Taylor	1.12 pg	5
Sacks	Ronheen Bingham	0.56 pg	T5
Scoring (TD)	Chris Murray	5.2 ppg	T5
Tackles	BJ Edmonds	8.0 pg	6
Punting	Cody Grace	42.2 avg.	7
Tackles	Kyle Wilson	7.9 pg	T7
Receptions	Blake Mack	4.2 pg	T7
Receptions	Chris Murray	4.2 pg	T7
PAT Percentage	Sawyer Williams	89.2 pct.	8
Tackles For Loss	Caleb Caston	1.06 pg	T8
Receiving Yds	Chris Murray	58.8 ypg	10
Interceptions	Michael Johnson	2 total	10
Tackles	Justin Clifton	5.8 pg	T28

**ACTIVE NCAA CAREER LEADERS**

Stat (Rank)	Name (Total/Avg.)
Sacks (No. 1)	Ja'Von Rolland-Jones (39.5)
Sacks Per Game (No. 1)	Ja'Von Rolland-Jones (0.89 pg)
Tackles for Loss Per Game (No. 2)	Ja'Von Rolland-Jones (1.3 pg)
Punt Return Yards (No. 2)	Blaise Taylor (1,094)
Punt Return Touchdowns (No. 3)	Blaise Taylor (4)
Forced Fumbles (No. 4)	Ja'Von Rolland-Jones (9)
Yards Per Catch (No. 9)	Dijon Paschal (16.2)
Tackles For Loss Per Game (No. 13)	Kyle Wilson (1.0 pg)
Passing Yards Per Game (No. 13)	Justice Hansen (245.9)
Punt Return Average (No. 15)	Blaise Taylor (10.6 avg.)
Total Offense Avg. (No. 16)	Justice Hansen (266.2 ypg)
Passing Efficiency (No. 19)	Justice Hansen (145.07)
Rushing Touchdowns (No. 28)	Johnston White (27)
Passes Defended (No. 34)	Blaise Taylor (29)
Total TDs Responsible For (No. 38)	Justice Hansen (48)
Passing Yards (No. 41)	Justice Hansen (5,163)
Total Offense Yards (No. 45)	Justice Hansen (5,590 yards)
Tackles Per Game (No. 47)	Kyle Wilson (6.7 pg)
Passing Completions (No. 48)	Justice Hansen (394)

the most by an Arkansas State player since 1999. They are also the third most by a Sun Belt Conference player this season, as well as the 26th most in the nation. He caught three passes that covered at least 51 yards, including touchdown receptions of 56 and a career-long 57 yards.

**MOVING FORWARD:** Junior running back **Warren Wand** has attempted 56 rushes this season and has yet to lose you any yards on a carry. As a team, the Red Wolves are ranked 28th in the nation in tackles for loss allowed with 4.88 per game.

**APPROACHING 2,000:** Running back **Warren Wand** finished the South Alabama game with 21 rushing yards, pushing his career rushing total to 1,894 yards, leaving him 106 away from becoming the 13th player in A-State history to post 2,000 in a career. He recorded 709 yards in 2015 for the most by a true freshman at A-State since Lamont Zachery ran for 846 in 1996. He entered the season 1,588 yards, the most over a freshman and sophomore season since Reggie Arnold ran for 2,136 combined yards in 2006 and 2007.

**NEBRASKA GAME NOTABLES:** Arkansas State scored 36 points against Nebraska, which was its most ever against a team currently in a Power 5 conference. A-State's second highest total was 34 points scored against then-ranked No. 5 Oregon in 2012 (HC Gus Malzahn) and 34 versus Indiana in 2010 (HC Steve Roberts) . . . The Red Wolves also recorded 32 first downs, which tied the sixth most in school history and were their most since posting a school-record tying 34 against New Mexico State in 2011.

**DEFENSIVE NOTES**

**A LOSS ON THE PLAY:** Dating back to the 2015 season, the Red Wolves have posted at least five stops behind the line of scrimmage in 25 consecutive games. A-State posted a season-high 12 tackles for loss versus Louisiana. The Red Wolves are ranked first in the Sun Belt

Conference and fourth in the nation in tackles for loss with 8.6 per game. Arkansas State led the nation in tackles for loss per game last season with a 9.6 average.

**THE NATION'S BEST:** A-State recorded a season-high seven sacks against New Mexico State to tie the seventh most in school history, and it now has 29 for a 3.63 average that ranks No. 3 in the nation. The Red Wolves ranked sixth in country in sacks per game last year with a 3.31 average.

**UNDER 300:** Arkansas State has held three opponents, including the two of the last three, under 300 yards total offense. The Red Wolves limited New Mexico State to a season-low 256 yards, which was also the fewest allowed by the Red Wolves this year.

**PLAYING THE PERCENTAGES:** A-State is ranked 12th and fifth in the nation in third (30%) and fourth-down (25%) percentage defense, respectively. Since beginning league play, the Red Wolves have not allowed a third-down percentage better than .350 in any of its last five games. The Red Wolves' defense has also been able to get off the field on six of eight fourth-down attempts by its opponents for the entire season.

**FORCING TURNOVERS:** While Arkansas State didn't create a turnover against Nebraska or SMU, it has forced 15 in its other six games combined to rank 58th in the nation. The Red Wolves forced a season-high five turnovers against UAPB, which were their most since the ninth game of the 2015 season. Arkansas State has recorded at least one turnover gained in 39 of 47 games (83%) under defensive coordinator **Joe Cauthen**.

**SHUTTING 'EM OUT:** The A-State defense hasn't allowed any points in the third quarter in five of its first eight games, including the UAPB contest and four of five Sun Belt games. The Red Wolves have allowed their fewest points in the third quarter this season, giving up just 21 so far. The next closest is 40 points allowed in the first quarter.

**DEFENSE IS THE BEST OFFENSE:** Arkansas State has ranked among the top 15 teams in the nation in defensive touchdowns each of the last three seasons (2014-16) under defensive coordinator **Joe Cauthen**. In fact, the 2015 season saw the Red Wolves record an FBS-high eight touchdowns. A-State posted four defensive touchdowns in 2014 to rank No. 14, while also recording four in 2016 that ranked eighth. With defensive touchdowns in back-to-back weeks vs CCU and ULL, A-State is ranked 35th in the nation this season with two. The Red Wolves have 18 total defensive touchdowns over the last four seasons (2014-17).

**DOUBLE-FIGURE STOPS:** Senior linebacker **Kyle**

*Wilson* (2), junior nickel *Justin Clifton* (2) and sophomore safety *BJ Edmonds* (3) have combined to post double-figure tackles seven times this season. Clifton has recorded at least 10 stops five times during his career, while Wilson and Edmonds have both hit the mark three times.

**BREAK IT UP:** Thanks in part to a season-high 3 pass break-ups against South Alabama last week, junior defensive back *Justin Clifton* has a team-high 10 and is ranked second in the Sun Belt Conference in the stat. Through just eight games he has already surpassed his total for pass break-ups (6) entering this season, giving him 16 for his career.

**PLAYING IN THE BACKFIELD:** Senior defensive end *Ja'Von Rolland-Jones* already holds the A-State and Sun Belt Conference records for sacks in a career with 39.5 to his credit, but is now also within 4.5 of tying the NCAA FBS record currently held by Terrell Suggs (Arizona State, 2000-02). He has also recorded at least a half TFL in 31 of his last 38 contests dating back to his freshman year, and he has 57.0 during his career, which is tied for the 19th most in NCAA history.

**CASTON STEPPING UP:** Just eight games into the season, senior defensive end *Caleb Caston* has already put up his single-season best numbers for tackles (25), tackles for loss (8.5), sacks (5.0), fumble recoveries (2) and forced fumbles (1). His previous highs were 12 tackles (2015), 3.0 TFL (2016), 2.0 sacks (2014, 2016) and 1 fumble recovery (2014, 2015). He is currently second on the team in sacks and TFL, while also ranking among the top seven players in the Sun Belt Conference in both statistical categories.

**SPECIAL TEAMS NOTES**

**PUNT/RETURN GAME:** The Red Wolves are currently ranked among the top 10 teams in the nation in both punt return defense and punt returns. A-State's punting unit is allowing just 2.0 yard per return to rank fourth in the nation, while its own 14.9 average per return ranks 10th.

**THE PUNTER FROM DOWN UNDER:** Versus New Mexico State, sophomore punter *Cody Grace* recorded a career-high five punts inside the opponent's 20-yard line. He posted two more against South Alabama, giving him at least one in every game this season.

**ELITE KICKOFF COVERAGE:** While Arkansas State ranks 32nd in the nation in kickoff return defense at 18.84 yards per return, it has ranked among the top four teams in the nation in kickoff return defense two of the last three years (2014-16) and among the top 18 teams all three seasons under special teams coordinator *Luke Paschall* entering this year. A-State allowed just a 16.1 average last season to rank 3rd in the nation, while the 2015 squad ranked 18th (18.7 avg.) and the 2014 team

No. 4 (16.3 avg.).

**BLOCK THAT KICK:** Arkansas State has recorded 10 blocked kicks over the past three seasons (2015-17), including five last year that ranked as the fifth most in the nation and four in 2015 to rank the Red Wolves No. 7. The totals over the last three seasons include three blocked punts (both last season) and seven blocked field goals/extra points.

**ON THE RETURN:** Senior cornerback *Blaise Taylor* has become one of the most prolific punt return men in both Arkansas State and Sun Belt Conference history, ranking No. 1 at A-State in career punt return yards and No. 2 among all-time Sun Belt players. He has four punt returns for a touchdown and has gone over 100 return yards three times, including a career-high 114 yards against New Mexico State earlier this season.

**SUN BELT SPECIAL TEAMS PLAYER OF THE WEEK:** Senior cornerback *Blaise Taylor* was named the Sun Belt Conference Special Teams Player of the Week after helping lead Arkansas State to a 37-21 road victory over New Mexico State, recording a school and Sun Belt Conference-record nine punt returns for a career-high 114 yards that were also the third most ever by an A-State player and fifth most in Sun Belt history. Taylor averaged 12.9 yards per attempt on his nine returns that were also the most by an FBS player this year. He recorded over 100 punt return yards in a game for the third time of his career and, in the process, became just the second player in Sun Belt history to go over 1,000 career yards. Taylor's 114 yards were the most by a Sun Belt player and seventh most in the nation this season, while also giving him four of the top-10 single-game totals in Arkansas State history. He had a long return of 54 yards, which was the second longest in the Sun Belt this year behind only his 63-yard return against Nebraska.





Blake Anderson, a 15-year coaching veteran at the NCAA FBS level who also coached in an NJCAA National Championship game, was named the Red Wolves' 30th all-time head football coach on Dec. 19, 2013.

Anderson led A-State to three consecutive winning seasons, a trio of bowl game appearances (2016 Cure Bowl, 2015 New Orleans Bowl and 2014 GoDaddy Bowl) and back-to-back Sun Belt Conference championships in 2015 and 2016 his initial three seasons at the helm. During that time, the Red Wolves also broke the school records for total offense (6,174 yards in 2014), average yards total offense (476.5 yards per game in 2014), total plays (1,024 in 2014), points scored (520 in 2015), touchdowns scored (69 in 2015) and interceptions (26 in 2015).

Out of 30 all-time head coaches, Anderson became just the fourth to win at least seven games in his first season at A-State. Now with 24 career victories leading the Red Wolves, he is the first head coach in A-State history to win 15 or more games his first three seasons at the school. Additionally, Anderson is just the second head coach at A-State to direct the program to 24 wins in 39 or fewer games -- Bennie Ellender reached 24 victories in 37 games from 1963-67.

A-State won the league title for the second consecutive year under Anderson in 2016 with a 7-1 record, making it the only program in the nation to win five conference titles over the last six seasons. The Red Wolves won the 2015 league championship with an unblemished 8-0 record, in the process becoming the only SBC program to ever go 8-0 in league play during multiple seasons (2015 and 2011).

Seven of A-State's eight wins in 2016 came by at least 10 points, and the Red Wolves average margin of victory in its seven Sun Belt wins was 20.0 points. Additionally, all nine of its victories the previous season and six of its seven wins in 2014 came by a double-figure margin, meaning 22 of the Red Wolves' 24 wins under Anderson have come by 10 or more points.

Each of Anderson's first three squads ranked among the top 45 teams in the nation in at least 23 combined offensive, defensive and special teams categories, including 2016 when the Red Wolves led the nation in tackles for loss (9.6 per game) and 2015 when they ranked No. 1 in both defensive touchdowns (8) and passes intercepted (26). Along the way, he saw 11 of his players earn All-Sun Belt recognition in 2014, followed by a school-record 16 in both 2015 and 2016.

Anderson has led the Red Wolves to a 14-4 home record, which includes a 2014 overtime win over a Utah State team that won 10 games and received votes in the final Associated Press Top-25 Poll.

Upon his arrival at A-State, he assembled a well-respected coaching staff and began working to put together his first recruiting class in an abbreviated time period. Not only did he sign the Sun Belt's No. 1 ranked class by Rivals.com, all four of his recruiting classes have ranked among

the top three teams in the league by at least two of the major recruiting services.

Before joining A-State, Anderson worked on head coach Larry Fedora's staff as offensive coordinator and quarterbacks coach at both North Carolina and Southern Miss the previous four seasons. His dynamic offense helped lead the two programs to 34 victories, three bowl game appearances and two conference or divisional titles. Along the way, his potent offense was responsible for breaking both school's total offense records while also ranking among the most productive teams in the nation.

The Hubbard, Texas, native came to A-State after spending the previous two seasons as the offensive coordinator and quarterbacks coach at North Carolina, where he helped lead the Tar Heels to an Atlantic Coast Conference Coastal Division title in 2012 and the Belk Bowl in 2013. Under Anderson's direction, North Carolina averaged 432.4 total yards per game in 2013 after setting the school record the previous year with 485.6 yards per contest. Prior to his arrival in Chapel Hill, the Tar Heels had not averaged 400 yards in a season since 1993.

North Carolina's offense posted more than 500 yards of total offense seven times during Anderson's two seasons at the school, including a school-record 721 versus Old Dominion his last season, and scored 40 or more points in nine games. The Tar Heels averaged 44.2 points per game at Kenan Stadium (14 games) and 25.4 on the road (10 games) with Anderson as their offensive coordinator.

Anderson led a passing offense during the 2013 season ranked 23rd in the nation, averaging 286.3 yards per game. North Carolina posted 27 passing touchdowns, which were the second most in school history and just two behind the 29 recorded in 2012. The Tar Heels ranked among the top 44 teams in the nation in total offense, completion percentage, passing offense, red zone offense, scoring offense, passing efficiency, fourth down conversions and turnovers lost in 2013.

North Carolina's offensive success was just a continuation from Anderson's initial season, which saw the Tar Heels establish more than 35 school records. The Tar Heels finished eighth in the country in scoring, averaging 40.6 points per game, and were 14th nationally with 485.6 yards per game. Their passing attack was 26th nationally with 291.8 yards per contest, and the Tar Heels also rushed for 193.8 yards per game, their highest average since 1994.

Individuals excelled in Anderson's system at every position. During his time at the school, six offensive players received All-ACC recognition, including First Team All-America selection Eric Ebron at tight end. As quarterbacks coach, Anderson tutored standouts Bryn Renner and Marquise Williams. Renner set the single-season school record for touchdowns passes with 28 in 2012, while Williams provided a spark to the UNC offense in 2013 with his mobility outside the pocket. Williams finished the regular season with 1,058 yards of total offense in the last three games alone, which was the most in any three-game stretch in Tar Heels history. He was also the first quarterback to lead North Carolina in rushing since 1968.

Anderson went to Chapel Hill after a record-setting run as Southern Miss' offensive coordinator and quarterbacks coach. The Golden Eagles set school records for total offense in each of Anderson's last two years. He was part of a Southern Miss staff under Fedora that won a school-record 12 games in 2012, including the Conference USA championship over previously unbeaten Houston and the Hawaii Bowl over Nevada.

Anderson spent his first two seasons as USM's quarterbacks coach and run game coordinator and developed Austin Davis into one of the nation's top signal callers. Davis broke nearly every school record in an outstanding four-year career.

Under the eye of Anderson, the Golden Eagles were one of 14 teams in the country that averaged more than 200 yards per game in both rushing and passing in 2011. The Golden Eagles had nearly 6,500 yards of total offense and set a school record with 461.4 yards per game. In addition, USM was 15th nationally in scoring offense, 16th in total offense and 21st in rushing offense. Anderson's offense posted 30-or-more points in 10 of 14 games in 2011, including a season-high 63 in a win over Navy.

In 2010, Southern Miss was 18th in total offense, 20th in rushing offense and 35th in passing offense. The Golden Eagles also averaged 36.9 points per game to rank 15th in the nation. That season, Anderson's quarterbacks were among the most efficient in the nation with only eight interceptions thrown – including one by a wide receiver – to 24 touch-



downs. Davis accounted for 10 of the team's 28 rushing touchdowns, more than any other back.

In his first year in Hattiesburg in 2008, Anderson mentored then red-shirt freshman and first-year starter Davis, who responded by having the best season ever for a freshman QB at the school, while also putting together one of the better years that any signal caller has had at the university.

Davis, who was the first freshman to start in his opening game since 1991, notched 15 school records, including six season marks – passing yards (3,128), completions (261), attempts (454), total offense (3,636) and touchdowns responsible for (30).

Anderson came to Southern Miss after spending the 2007 campaign at Louisiana-Lafayette as offensive coordinator and quarterbacks coach. The Ragin' Cajuns posted the No. 6-rated rushing offense nationally (251.6) in 2007 and became the Sun Belt's first ever 3,000-yard rushing team (3,019).

Anderson, who was in private business from 2004-06, previously worked at Middle Tennessee, where he helped direct an offensive unit as co-offensive coordinator and wide receivers coach from 2002-04.

He spent three seasons at New Mexico before landing at MTSU. He served as the wide receivers coach in 2001 and running backs coach from 1999-2000. The UNM rushing attack was responsible for a major share of the Lobo offense in 2000. The Lobos averaged 148 yards per game on the ground, which accounted for 56 percent of the team's total offense.

Anderson worked at Trinity Valley Community College (1995-98) before joining the Division I FBS ranks at New Mexico. In 1998, he was the offensive coordinator and the Cardinals went 7-3. He helped lead the Cardinals to the 1997 NJCAA National Championship.

He began his coaching career at Eastern New Mexico in 1992 (graduate assistant) and 1993 (full-time), where he tutored the wide receivers. He then moved on to Howard Payne University in Brownwood, Texas, to coach wide receivers in 1994. HPU won the Texas IAA conference title.

A two-year letterwinner at wide receiver for Sam Houston State from 1989-91, Anderson was named Southland Conference All-Academic as a senior. He also played for two years as a quarterback and receiver at Baylor (1987-89) before transferring. Anderson graduated with his bachelor's degree in kinesiology from Sam Houston State in 1992. He also attained his master's degree in sports administration from Eastern New Mexico in 1994. Anderson and his wife Wendy have one daughter, Callie, and two sons, Coleton and Cason.

## ANDERSON AT A GLANCE

**BLAKE ANDERSON FILE:**

**Hometown:** Hubbard, Texas

**Born:** March 24, 1969

**High school:** Hubbard

**College:** Sam Houston State, 1992 (kinesiology); Eastern New Mexico (Master's)

**Years in coaching:** 24

**Wife:** Wendy

**Children:** daughter Callie and sons Coleton and Cason

### COACHING ASSIGNMENTS YEAR-BY-YEAR

Year	School	Position	Postseason/Bowls
2014-Cur.	Arkansas State	Head Coach	2015 GoDaddy Bowl, 2015 and 2016 SBC Champs, 2015 New Orleans Bowl, 2016 Cure Bowl
2012-13	North Carolina	Offensive Coordinator/QB Coach	2013 Belk Bowl
2010-11	Southern Miss	Offensive Coordinator/QB Coach	2010 Beef 'O' Brady Bowl, 2011 C-USA Champs, 2011 Hawaii Bowl
2008-09	Southern Miss	QB Coach/Run Game Coordinator	2008 New Orleans Bowl, 2009 New Orleans Bowl
2007	Louisiana-Lafayette	Offensive Coordinator/Quarterbacks Coach	
2002-04	Middle Tennessee	Co-Offensive Coordinator/Wide Receivers Coach	
2001	New Mexico	Wide Receivers Coach	
1999-2000	New Mexico	Running Backs Coach	
1998	Trinity Valley College	Offensive Coordinator	
1995-97	Trinity Valley College	QB/WR/DB/Recruiting Coordinator	1997 Red River Bowl/NJCAA Championship
1994	Howard Payne	Wide Receivers Coach	American Southwest Conference Champs
1993	Eastern New Mexico	Wide Receivers Coach	
1992	Eastern New Mexico	Graduate Assistant	

2017 ARKANSAS STATE FOOTBALL NOTES: **Roster**

No.	Name	No.	Name	Pos.	Ht.	Wt.	Cl.	Exp	Hometown (previous school)
9	Jonathan Adams, Jr.	1	Aldon Clark	QB	6-2	197	Fr.	HS	New Orleans, La. (Edna Karr)
99	Tony Adams	1	Blaise Taylor	CB	5-9	166	Sr.	3L	Waco, Texas (Auburn)
43	Kavin Alexander	2	Nehemiah Wagner	CB	6-0	178	Sr.	3L	Mesquite, Texas (Horn)
19	Brock Appiah	2	Armond Weh-Weh	RB	6-0	214	Sr.-R	1L	Houston, Texas (Scottsdale (Ariz.) CC)
77	Jacob Atnip	3	B.J. Edmonds	S	6-0	206	So.	1L	Mobile, Ala. (St. Paul's Episcopal School)
7	Omar Bayless	3	Jamal Jones	RB	5-9	195	So.-R	1L	Memphis, Tenn. (Trezevant)
60	Jhamahl Bell	4	Dahu Green	WR	6-5	193	Jr.	TR	Oklahoma City, Okla. (Oklahoma)
23	Ronheen Bingham	4	Michael Johnson	S	6-1	200	Jr.	TR	Hialeah, Fla. (Mt. San Antonio (Calif.) Coll.)
22	Caleb Bonner	5	Kendrick Edwards	WR	6-5	216	Jr.-R	RS	Miami, Fla. (Arkansas)
70	Lanard Bonner	6	Jefferie Gibson	S	6-4	197	Jr.	TR	Hope Mills, N.C. (Arizona Western College)
12	Logan Bonner	6	Warren Wand	RB	5-5	191	Jr.	2L	Edmond, Okla. (Memorial)
13	Christian Booker	7	Omar Bayless	WR	6-3	206	So.-R	1L	Laurel, Miss. (Laurel)
82	Brandon Bowling	7	A.J. Cayetano	CB	5-10	194	Fr.	HS	Atlanta, Ga. (Benjamin E. Mays)
50	William Bradley-King	8	Chauncey Mason	RB	5-9	185	So.-R	1L	Boynton Beach, Fla. (Boynton Beach)
17	Darveon Brown	9	Jonathan Adams, Jr.	WR	6-3	210	Fr.	HS	Jonesboro, Ark. (Jonesboro)
42	Keyondre Brown	10	Justin Clifton	DB	6-0	204	Jr.	2L	Tupelo, Miss. (Tupelo)
69	Marvis Brown	10	Carson Coats	QB	6-1	198	So.-R	SQ	Jonesboro, Ark. (Jonesboro)
59	Holden Byassee	11	Bubba Ogbebor	WR	6-0	189	So.	TR	Frisco, Texas (Boise State)
28	Brandon Byner	11	Ja'Von Rolland-Jones	DE	6-2	241	Sr.-R	3L	Mesquite, Texas (Mesquite)
87	Javier Carbonell	12	Logan Bonner	QB	6-1	210	Fr.-R	RS	Rowlett, Texas (Rowlett)
54	Caleb Caston	12	Kyle Martin	CB	5-9	188	Sr.	1L	Wichita, Kan. (Dodge City (Kan.) CC)
7	A.J. Cayetano	13	Christian Booker	WR	5-11	183	Sr.	1L	Union, S.C. (Dodge City (Kan.) CC)
32	Tajhea Chambers	14	Chris Murray	WR	5-9	195	Sr.	2L	Tampa, Fla. (Hutchinson (KS) CC)
31	Jarrold Chandler	15	Justice Hansen	QB	6-4	218	Jr.-R	1L	Edmond, Okla. (Butler (KS) CC)
1	Aldon Clark	15	Kyle Wilson	LB	6-0	231	Sr.	1L	Wichita, Kan. (Hutchinson (KS) CC)
10	Justin Clifton	16	Blake Mack	TE	6-3	229	Sr.	3L	Lonoke, Ark. (Lonoke)
10	Carson Coats	17	Darveon Brown	WR	5-11	183	So.-R	1L	Warren, Ark. (Warren)
42	Seth Cottengim	18	Trajan Doss	S	5-10	180	So.-R	TR	Sherwood, Ark. (Ouachita Baptist Univ.)
41	Arnold Cunningham	18	Justin McInnis	WR	6-6	210	Jr.	1L	Pierrefonds, Quebec (Dodge City (KS) CC)
90	Josh Curry	19	Brock Appiah	CB	6-0	161	Fr.	HS	Oklahoma City, Okla. (Edmond North)
73	Cameron Davis	19	Blake Dever	QB	6-4	247	So.	TR	Palm Beach, Fla. (Savannah State)
19	Blake Dever	20	Larry Wooden	DB	6-0	202	Fr.	HS	Hoover, Ala. (Spain Park)
18	Trajan Doss	21	Jamari Gamble	S	6-0	197	Fr.	HS	DeWitt, Ark. (DeWitt)
78	Justin Dutton	22	Caleb Bonner	LB	6-1	206	Fr.	HS	Reform, Ala. (Pickens County)
3	B.J. Edmonds	23	Ronheen Bingham	DE	6-2	241	Jr.	TR	Bennettsville, S.C. (Hutchinson (Kan.) CC)
5	Kendrick Edwards	24	Jeremy Smith	CB	5-11	175	So.	1L	Atlanta, Texas (Atlanta)
67	Troy Elliott	25	Blake Grupe	K	5-8	140	Fr.	HS	Sedalia, Mo. (Smith-Cotton)
26	Trent Ellis-Brewer	25	Dee Liner	DL	6-3	337	Sr.-R	1L	Muscle Shoals, Ala. (Alabama)
39	Dajon Emory	26	Trent Ellis-Brewer	LB	6-2	213	So.	1L	Daphne, Ala. (Daphne)
79	Dwayne Fisher	27	Demari Medley	S	5-10	175	Fr.	HS	Gainesville, Fla. (Gainesville)
99	Damon Foncham	28	Brandon Byner	CB	5-11	177	Sr.	3L	Bessemer, Ala. (Bessemer City)
72	Jamal Fontenot	29	Colby Sigears	CB	5-8	160	So.	TR	Fayetteville, AR (Arkansas Tech)
75	Dalton Ford	30	Johnston White	RB	5-11	196	Sr.-R	3L	Covington, Tenn. (Covington)
46	Ben Gallagher	30	Brandon Williams	CB	5-11	179	Fr.-R	RS	Chicago, Ill. (St. Rita)
21	Jamari Gamble	31	Jarrold Chandler	DE	6-2	223	Jr.-R	2L	Barton, Ark. (Barton)
6	Jefferie Gibson	32	Tajhea Chambers	LB	6-2	247	So.-R	1L	Gordon, Ga. (Tift County)
41	Cody Grace	33	Shawn Rainer	RB	5-9	192	Jr.-R	RS	Blytheville, Ark. (Ark. Northeastern Coll.)
4	Dahu Green	33	Griffin Riggs	DE	6-3	250	Jr.	2L	Auburn, Ala. (Auburn)
25	Blake Grupe	34	Darreon Jackson	S	6-0	204	So.-R	TR	Derby, Kan. (Coffeyville (Kan.) CC)
40	Connor Haag	35	Mark Johnson	S	6-2	188	Sr.-R	2L	Prescott, Ark. (Prescott)
15	Justice Hansen	35	Alex Roberts	RB	5-7	166	Fr.	HS	Tokyo, Japan (Cabot (Ark.) HS)
92	Andre Harris Jr.	36	Katon Hill	RB	5-10	216	Sr.-R	SQ	Jonesboro, Ark. (Jonesboro)
52	T.J. Harris	37	Avery Johnson	TE	6-2	239	So.-R	1L	Bandmill, Ark. (Highland)
71	Klint Harvey	37	Logan Wescott	S	6-0	202	Jr.	TR	Harrington, Del. (Delaware State)
88	Jonah Hill	38	Sawyer Williams	K	5-11	202	So.-R	1L	Allen, Texas (Allen)
36	Katon Hill	39	Dajon Emory	DE	6-3	266	Jr.-R	RS	Bridgeville, Del. (Lackawanna (Pa.) College)



2017 ARKANSAS STATE FOOTBALL NOTES: **Roster**

No.	Name	Pos.	Ht.	Wt.	Cl.	Exp	Hometown (previous school)	No.	Name
40	Connor Haag	WR	5-11	175	Fr.-R	TR	Trumann, Ark. (Trinity International Univ.)	45	Christian Howard
40	Antwon Turnage	LB	6-2	220	Jr.-R	1L	Columbia, Mo. (Dodge City (Kan.) CC)	81	Javonis Isaac
41	Arnold Cunningham	S	6-0	177	Fr.-R	RS	Cave City, Ark. (Cave City)	34	Darreon Jackson
41	Cody Grace	P	6-2	223	So.-R	HS	Perth, Western Australia (Warwick Senior)	89	Jimmie Jackson
42	Keyondre Brown	LB	6-0	199	Fr.	HS	Pembroke Pines, Fla. (Chales W. Flanagan)	37	Avery Johnson
42	Seth Cottengim	DS	6-0	213	Fr.-R	HS	Fairport, NY (Wyoming)	63	Chase Johnson
43	Kavin Alexander	DB	5-10	199	Jr.-R	RS	North Little Rock, Ark. (Butte (Calif.) College)	35	Mark Johnson
44	Jaelyn Jones	S	6-1	225	Fr.-R	RS	Bryant, Ark. (Bryant)	4	Michael Johnson
45	Christian Howard	DL	6-2	281	Jr.-R	TR	Indianapolis, Ind. (Independence (Kan.) CC)	44	Jaelyn Jones
46	Ben Gallagher	LB	6-0	229	Sr.-R	2L	Germantown, Tenn. (Christian Brothers)	3	Jamal Jones
47	Ty Mimbs	DS	6-1	226	So.-R	SQ	Sandersville, Ga. (Brentwood School)	25	Dee Liner
48	Kevin Powers	LB	6-0	213	Jr.-R	TR	Sacramento, Calif. (Coll. of San Mateo (Calif.))	51	Kirk Louis
50	William Bradley-King	DE	6-4	250	Fr.-R	RS	Kansas City, Mo. (Hogan Prep)	95	Wyatt Luebke
51	Kirk Louis	LB	6-2	230	So.-R	1L	Baton Rouge, La. (McKinley)	16	Blake Mack
52	T.J. Harris	DE	6-2	242	So.-R	1L	Tulsa, Okla. (Booker T. Washington)	12	Kyle Martin
53	Luke Sexton	DS	6-3	269	Fr.-R	RS	Jonesboro, Ark. (Nettleton)	8	Chauncey Mason
54	Caleb Caston	DE	6-2	238	Sr.	3L	Pascagoula, Miss. (Pascagoula)	18	Justin McInnis
55	Jaypee Philbert	OL	6-5	310	Sr.	TR	Atlanta, Ga. (Iowa State)	27	Demari Medley
57	Bryce Williams	LB	5-8	210	Fr.-R	RS	Jonesboro, Ark. (Jonesboro)	47	Ty Mimbs
58	Thomas Weldon	LB	5-11	225	Fr.-R	RS	Ringgold, Ga. (Heritage)	94	Hunter Moreton
59	Holden Byassee	LB	6-1	233	Fr.-R	RS	Cherry Valley, Ark. (Cross County)	14	Chris Murray
60	Jhamahl Bell	OL	6-3	295	Jr.-R	1L	Warren, Ark. (Warren)	68	Alex Novak
61	Jennings Stanley	OL	6-3	320	Fr.	HS	Jonesboro, Ark. (Jonesboro)	11	Bubba Ogbebor
63	Chase Johnson	OL	6-3	277	Jr.	TR	Olive Branch, Miss. (Northwest Miss. CC)	84	Dijon Paschal
64	Jacob Still	OL	6-1	297	Fr.-R	RS	Collierville, Tenn. (St. George's)	55	Jaypee Philbert
65	Tyrell Reed	OL	6-5	332	So.-R	SQ	Mount Dora, Fla. (Henderson State)	48	Kevin Powers
67	Troy Elliott	OL	6-5	287	So.	1L	Flower Mound, Texas (Marcus)	33	Shawn Rainer
68	Alex Novak	OL	6-3	302	So.-R	RS	Fairhope, Ala. (Southwestern Mississippi CC)	91	Donovan Ransom
69	Marvis Brown	OL	6-3	339	Jr.	TR	Orange, Texas (Tyler (Texas) Junior College)	65	Tyrell Reed
70	Lanard Bonner	OL	6-5	310	Jr.-R	RS	Birmingham, Ala. (Highland (Kan.) CC)	33	Griffin Riggs
71	Klint Harvey	OL	6-6	326	So.-R	SQ	Corning, Ark. (Arkansas)	35	Alex Roberts
72	Jamal Fontenot	OL	6-4	314	Jr.-R	1L	Beaumont, Texas (Kilgore (TX) College)	11	Ja'Von Rolland-Jones
73	Cameron Davis	OL	6-4	309	So.-R	1L	Bryant, Ark. (Bryant)	76	Nour-Eddine Seidnaly
75	Dalton Ford	OL	6-4	304	So.-R	1L	Webb City, Mo. (Webb City)	53	Luke Sexton
76	Nour-Eddine Seidnaly	OL	6-5	309	Jr.	TR	Silver Spring, Md. (ASA (N.Y.) College)	29	Colby Sigears
77	Jacob Atnip	OL	6-5	310	Fr.-R	RS	Sheridan, Ark. (Sheridan)	24	Jeremy Smith
78	Justin Dutton	OL	6-4	319	Fr.	HS	Guthrie, Okla. (Guthrie)	61	Jennings Stanley
79	Dwayne Fisher	OL	6-4	336	Fr.	HS	Marrero, La. (John Ehret)	64	Jacob Still
81	Javonis Isaac	TE	6-2	225	Fr.-R	RS	Lafayette, La. (Acadiana)	1	Blaise Taylor
82	Brandon Bowling	WR	5-9	187	Fr.-R	RS	McKinney, Texas (Boyd)	98	Clifford Thomas
84	Dijon Paschal	WR	6-1	214	Sr.-R	3L	Tallasse, Ala. (Tallasse)	97	Kevin Thurmon
87	Javier Carbonell	DL	6-2	307	So.-R	1L	Bentonville, Ark. (Bentonville)	40	Antwon Turnage
88	Jonah Hill	TE	6-3	238	Sr.-R	3L	Springfield, Mo. (Hillcrest)	6	Warren Wand
89	Jimmie Jackson	TE	6-2	220	Jr.-R	TR	Bentonville, Ark. (Arkansas Tech)	2	Nehemiah Wagner
90	Josh Curry	DL	6-2	307	Jr.	TR	Columbus, Ga. (Arizona Western College)	2	Armond Weh-Weh
91	Donovan Ransom	DL	6-1	283	Jr.	2L	Garland, Texas (Garland)	58	Thomas Weldon
92	Andre Harris Jr.	OL	6-5	347	Fr.	HS	Oklahoma City, Okla. (Putnam City North)	37	Logan Wescott
94	Hunter Moreton	DL	6-1	293	Fr.	HS	Fort Smith, Ark. (Southside)	30	Johnston White
95	Wyatt Luebke	DE	6-5	266	Fr.	HS	DeWitt, Ark. (DeWitt)	30	Brandon Williams
97	Kevin Thurmon	DL	6-3	288	Jr.	TR	Chicago, Ill. (Ball State)	57	Bryce Williams
98	Clifford Thomas	DL	6-2	276	Sr.-R	3L	Marion, Ark. (Marion)	38	Sawyer Williams
99	Tony Adams	DL	6-0	336	Jr.	TR	Fannin, Miss. (Jones County (Miss.) JC)	15	Kyle Wilson
99	Damon Foncham	P	5-8	196	So.-R	1L	Plano, Texas (Plano West)	20	Larry Wooden

**ARKANSAS STATE FOOTBALL DEPTH CHART****OFFENSE**

<b>LEFT TACKLE</b> .....55, Jaypee Philbert (6-5, 310, Sr., TR)		73, Cameron Davis (6-4, 309, So.-R, 1L)
<b>LEFT GUARD</b> .....75, Dalton Ford (6-4, 304, So.-R, 1L)		69, Marvis Brown (6-3, 339, Jr., TR)
<b>CENTER</b> .....64, Jacob Still (6-1, 297, Fr., RS)		68, Alex Novak (6-3, 302, So.-R, RS)
<b>RIGHT GUARD</b> .....67, Troy Elliott (6-5, 287, So., 1L)		72, Jamal Fontenot (6-4, 314, Jr.-R, 1L)
<b>RIGHT TACKLE</b> .....70, Lanard Bonner (6-5, 310, Jr., RS)		77, Jacob Atnip (6-5, 310, Fr., RS)
<b>QUARTERBACK</b> .....15, Justice Hansen (6-4, 218, Jr.-R, 1L)		12, Logan Bonner (6-1, 210, Fr., RS)
<b>RUNNING BACK</b> ...6, Warren Wand (5-5, 191, Jr., 2L)		30, Johnston White (5-11, 196, Sr.-R, 3L)
<b>A-BACK</b> .....14, Chris Murray (5-9, 195, Sr., 2L)		13, Christian Booker (5-11, 183, Sr., 1L)
<b>TIGHT END</b> .....16, Blake Mack (6-3, 229, Sr., 3L)		88, Jonah Hill (6-3, 238, Sr., 3L)
<b>WR</b> .....18, Justin McInnis (6-6, 210, Jr., 1L)		7, Omar Bayless (6-3, 206, So.-R, 1L)
<b>WR</b> .....84, Dijon Paschal (6-1, 214, Sr.-R, 3L)		5, Kendrick Edwards (6-5, 216, Jr., RS)

**DEFENSE**

<b>DEFENSIVE END</b> .....11, Ja'Von Rolland-Jones (6-2, 241, Sr.-R, 3L)		23, Ronheen Bingham (6-2, 241, Jr., TR)
<b>NOSE GUARD</b> .....91, Donovan Ransom (6-1, 283, Jr., 2L)	or	94, Hunter Moreton (6-1, 293, Fr., HS)   99, Tony Adams (6-0, 336, Jr., TR)
<b>DEFENSIVE TACKLE</b> ...25, Dee Limer (6-3, 337, Sr.-R, 1L)		87, Javier Carbonell (6-2, 307, So.-R, 1L)
<b>BANDIT</b> .....54, Caleb Caston (6-2, 238, Sr., 3L)		50, William Bradley-King (6-4, 250, Fr., RS)
<b>WILL LB</b> .....26, Trent Ellis-Brewer (6-2, 213, So., 1L)	or	22, Caleb Bonner (6-1, 206, Fr., HS)
<b>MIKE LB</b> .....15, Kyle Wilson (6-0, 231, Sr., 1L)		51, Kirk Louis (6-2, 230, So.-R, 1L)
<b>NICKELBACK</b> .....10, Justin Clifton (6-0, 204, Jr., 2L)		20, Larry Wooden (6-0, 202, Fr., HS)
<b>CORNERBACK</b> .....1, Blaise Taylor (5-9, 166, Sr., 3L)		24, Jeremy Smith (5-11, 175, So., 1L)
<b>STRONG SAFETY</b> ...3, B.J. Edmonds (6-0, 206, So., 1L)		6, Jefferie Gibson (6-4, 197, Jr., TR)
<b>FREE SAFETY</b> .....4, Michael Johnson (6-1, 200, Jr. TR)		34, Darreon Jackson (6-0, 204, So., TR)
<b>CORNERBACK</b> .....12, Kyle Martin (5-9, 188, Sr., 1L)		2, Nehemiah Wagner (6-0, 178, Sr., 3L)

**SPECIAL TEAMS**

<b>PLACEKICKER</b> .....38, Sawyer Williams (5-11, 202, So.-R, 1L)		25, Blake Grupe (5-8, 140, Fr., HS)
<b>PUNTER</b> .....41, Cody Grace (6-2, 223, So.-R, HS)		99, Damon Foncham (5-8, 196, So.-R, 1L)
<b>KICKOFF RETURN</b> ...9, Jonathan Adams, Jr. (6-3, 210, Fr., HS)		8, Chauncey Mason (5-9, 185, So.-R, 1L)
<b>PUNT RETURN</b> .....1, Blaise Taylor (5-9, 166, Sr., 3L)		14, Chris Murray (5-9, 195, Sr., 2L)
<b>DEEP SNAPPER</b> .....42, Seth Cottengim (6-0, 213, Fr.-R, HS)		47, Ty Mimbs (6-1, 226, So.-R, SQ)
<b>HOLDER</b> .....99, Damon Foncham (5-8, 196, Fr.-R, 1L)		10, Carson Coats (6-1, 198, So.-R, SQ)

**A-STATE FOOTBALL PRONUNCIATION GUIDE**

Kavin Alexander.....KAY-Vin	Jamal Fontenot.....Font-Ih-Know
Brock Appiah .....Uh-Pie-Uh	Dahu Green .....DAH-Who
Ronheen Bingham.....Ron-HEEN	Blake Grupe.....Group-EE
Darveon Brown.....Dar-VEE-on	Connor Haag .....Hag
Keyondre Brown .....Key-on-DRAY	Katon Hill .....KAY-ton
Holdy Byassee .....BYE-See	Darreon Jackson.....Dare-E-on
A.J. Cayetano .....KIE-uh-TAWN-Oh	Wyatt Luebke.....LUHB-key
Tajhea Chambers.....TAH-Jay	Bubba Ogbebor.....Oh-GIH-bore
Jarrod Chandler .....Juh-Rod	Dijon Paschal .....DEE-John
Aldon Clark .....ALL-Duhn	Ja'Von Rolland-Jones .....Row-LUND
Seth Cottengim .....Cotten-Gihm	Nour-Eddine Seidnaly ..Nour-DEE SAID-Nally
Blake Dever.....DEE-ver	Colby Sigears .....See-GURS
Trajan Doss .....Trey-HAN	Blaise Taylor.....Blaze
Dajon Emory.....DAY-Jhan	Nehemia Wagner .....Knee-IH-my-UH
Damon Foncham .....Fahn-Chuhm	Armond Weh-Weh .....Way-Way

## 2017 ARKANSAS STATE FOOTBALL NOTES: Career Highs (Offense)

### #2 ARMOND WEH-WEH, RB, SR.

Rushes.....5 vs. Toledo (9-2-16)  
 Rushing Yards .....29 vs. Toledo (9-2-16)  
 Longest Rush .....12, twice (last vs. UAPB, 9-16-17)  
 Rushing Touchdowns.....1 vs. Toledo (9-2-16)

### #3 JAMAL JONES, RB, SO.

Rushes.....10 vs. Coastal Carolina (10-14-17)  
 Rushing Yards.....41 vs. Coastal Carolina (10-14-17)  
 Longest Rush.....18 at New Mexico State (10-28-17)  
 Receptions .....2 at Nebraska (9-2-17)  
 Receiving Yards.....7 vs. Louisiana (10-19-17)  
 Longest Reception .....2 at Nebraska (9-2-17)

### #5 KENDRICK EDWARDS, WR, JR.

Receptions .....8 at Nebraska (9-2-17)  
 Receiving Yards.....100 at Nebraska (9-2-17)  
 Receiving TDs.....1, twice (last vs. Coastal Carolina, 10-14-17)  
 Longest Reception .....38 at Nebraska (9-2-17)

### #6 WARREN WAND, RB, JR.

Rushes .....23 at Texas State (12-3-16)  
 Rushing Yards .....140 vs. Georgia Southern (10-5-16)  
 Longest Rush .....60 vs. Georgia State (10-31-15)  
 Rushing TDs .....2, twice (last at Georgia Southern, 10-4-17)  
 Receptions.....5, twice (last vs. Georgia Southern, 10-5-16)  
 Receiving Yards.....67 vs. Central Arkansas (9-24-16)  
 Longest Reception .....48 vs. Central Arkansas (9-24-16)  
 Receiving Touchdowns.....2 vs. Louisiana-Monroe (10-29-16)  
 Kickoff Returns .....2 at South Alabama (10-13-15)  
 Kickoff Return Yards.....47 at South Alabama (10-13-15)  
 Longest Kickoff Return .....24 at South Alabama (10-13-15)

### #7 OMAR BAYLESS, WR, SO.

Receptions .....7 at Nebraska (9-2-17)  
 Receiving Yards.....73 at New Mexico State (10-28-17)  
 Longest Reception .....37 at Georgia Southern (10-4-17)  
 Receiving Touchdowns .....2 at New Mexico State (10-28-17)

### #8 CHAUNCEY MASON, RB, SO.

Rushes.....5 vs. Louisiana (10-19-17)  
 Rushing Yards .....51 vs. Louisiana (10-19-17)  
 Longest Rush.....25 vs. Louisiana (10-19-17)  
 Rushing Touchdowns.....1 vs. Louisiana (10-19-17)  
 Kickoff Returns.....2 at Nebraska (9-2-17)  
 Kickoff Return Yards .....47 at Nebraska (9-2-17)  
 Longest Kickoff Return.....25 at Nebraska (9-2-17)

### #9 JONATHAN ADAMS JR., WR, FR.

Receptions .....2, three times (last at South Ala., 11-11-17)  
 Receiving Yards.....33 vs. UAPB (9-16-17)  
 Longest Reception .....23 vs. UAPB (9-16-17)  
 Receiving Touchdowns .....1 vs. UAPB (9-16-17)  
 Kickoff Returns .....5 at South Alabama (11-11-17)  
 Kickoff Return Yards.....138 at South Alabama (11-11-17)  
 Longest Kickoff Return .....55 at South Alabama (11-11-17)

### #12 LOGAN BONNER, QB, FR.

Rushes .....3 vs. UAPB (9-16-17)  
 Rushing Yards .....4, twice (last vs. Louisiana, 10-19-17)  
 Longest Rush.....8 vs. UAPB (9-16-17)  
 Passing Attempts .....17 at SMU (9-23-17)  
 Completions .....7 at SMU (9-23-17)  
 Passing Yards.....50 at SMU (9-23-17)  
 Longest Pass.....12 at SMU (9-23-17)  
 Touchdown Passes .....1 vs. UAPB (9-16-17)

### #13 CHRISTIAN BOOKER, WR, SR.

Receptions .....7 at Nebraska (9-2-17)  
 Receiving Yards .....92 at Auburn (9-10-16)  
 Longest Reception .....68 at Auburn (9-10-16)  
 Receiving Touchdowns .....2 vs. UAPB (9-16-17)

### #14 CHRIS MURRAY, WR, SR.

Receptions .....9 at Nebraska (9-2-17)  
 Receiving Yards.....188 at Georgia Southern (10-4-17)  
 Receiving Touchdowns.....2, twice (last at NMSU, 10-28-17)  
 Longest Reception .....57 at Georgia Southern (10-4-17)  
 Punt Returns .....3 at Toledo (9-26-15)  
 Punt Return Yards.....63 vs. Missouri State (9-19-15)  
 Longest Punt Return .....34 vs. Missouri State (9-19-15)  
 Kickoff Returns.....4 at SMU (9-23-17)  
 Kickoff Return Yards.....71 at SMU (9-23-17)  
 Longest Kickoff Return.....34 at Appalachian State (11-5-15)

### #15 JUSTICE HANSEN, QB, JR.

Rushes .....18 at South Alabama (11-11-17)  
 Rushing Yards .....121 vs. Louisiana (10-19-17)  
 Longest Rush.....33 vs. Louisiana (10-19-17)  
 Rushing Touchdowns.....1, twice (last vs. Louisiana, 10-19-17)  
 Pass Attempts.....68 vs. Nebraska (9-2-17)  
 Completions.....46 vs. Nebraska (9-2-17)  
 Passing Yards .....424 vs. Central Arkansas (9-24-16)  
 Longest Completion .....75 vs. UCF (12-17-16)  
 TD Passes .....5, twice (last vs. Coastal Carolina, 10-14-17)  
 Total Offense .....440 at UL Lafayette (11-26-16)  
 TDs Responsible For.....5, three times (last vs. CCU, 10-14-17)

### #16, BLAKE MACK, TE, SR.

Receptions .....8 vs. Central Arkansas (9-24-16)  
 Receiving Yards.....142 vs. Central Arkansas (9-24-16)  
 Longest Reception .....83 vs. Toledo (9-2-16)  
 Receiving TDs .....2 vs. Coastal Carolina (10-14-17)  
 Rushes .....1, twice (last at Toledo, 9-26-15)  
 Rushing Yards .....12 vs. New Mexico State (11-29-14)

### #17, DARVEON BROWN, WR, SO.

Rushes .....1 vs. Louisiana-Monroe (10-29-16)  
 Rushing Yards .....7 vs. Louisiana-Monroe (10-29-16)

### #18 JUSTIN MCINNIS, WR, JR.

Receptions .....7 at New Mexico State (10-28-17)  
 Receiving Yards.....84 vs. UAPB (9-16-17)  
 Longest Reception .....73 vs. UAPB (9-16-17)  
 Receiving Touchdowns .....2 vs. Louisiana (10-19-17)

### #30 JOHNSTON WHITE, RB, SR.

Rushes.....18 vs. Utah State (9-20-14)  
 Rushing Yards .....126 vs. Georgia Southern (10-5-16)  
 Longest Rush.....56 vs. Missouri State (9-19-15)  
 Rushing TDs .....3 vs. Missouri State (9-9-15)  
 Receptions .....5 vs. Louisiana (10-19-17)  
 Receiving Yards.....41 vs. Louisiana (10-19-17)  
 Longest Reception .....31, twice (last vs. CCU, 10-14-17)  
 Receiving Touchdowns .....1 vs. Appalachian State (11-15-14)

### #38 SAWYER WILLIAMS, K, SO.

Field Goal Attempts.....3, three times (last at USA, 11-11-17)  
 Field Goals Made .....3 vs. Coastal Carolina (10-14-17)  
 Long Field Goal .....43 at Georgia Southern (10-4-17)  
 Extra Point Attempts.....7 vs. UAPB, 9-16-17  
 PAT Made .....6, twice (last vs. Coastal Carolina, 10-14-17)  
 Points Scored .....15 vs. Coastal Carolina (10-14-17)

### #41 CODY GRACE, P, SO.

Punts.....8 at New Mexico State (10-28-17)  
 Punting Yards.....338 at New Mexico State (10-28-17)  
 Average.....48.7 vs. Coastal Carolina (10-14-17)  
 Longest Punt.....55 at Nebraska (9-2-17)  
 Inside 20 .....5 at New Mexico State (10-28-17)

### #81 JAVONIS ISAAC, TE, FR.

Receptions .....1 vs. Louisiana (10-19-17)  
 Receiving Yards.....10 vs. Louisiana (10-19-17)

### #84 DIJON PASCHAL, WR, SR.

Receptions.....8 at Louisiana-Lafayette (11-1-14)  
 Receiving Yards.....141 at Louisiana-Lafayette (11-1-14)  
 Longest Reception .....87 at Louisiana-Lafayette (11-1-14)  
 Receiving Touchdowns .....2 at Louisiana-Lafayette (11-1-14)  
 Rushes.....1 vs. Missouri (9-12-15)

### #99 DAMON FONCHAM, P, SO.

Punts .....12 vs. UCF (12-17-16)  
 Punting Yards .....464 vs. UCF (12-17-16)  
 Average.....48.1 at Georgia State (11-3-16)  
 Longest Punt.....62 at Texas State (12-3-16)  
 Inside 20 .....3, twice (last vs. UCF, 12-17-16)



## 2017 ARKANSAS STATE FOOTBALL NOTES: Career Highs (Defense)

### #1 BLAISE TAYLOR, CB, SR.

Tackles.....7, twice (last at Nebraska, 9-2-17)  
 Tackles for Loss .....1, seven times (last vs. CCU, 10-14-17)  
 Interceptions .....1, five times (last vs. UAPB, 9-16-17)  
 Pass Break-ups .....3, twice (last at UL Lafayette, 11-26-16)  
 Forced Fumbles.....1, twice (last at South Alabama, 11-11-17)  
 Fumbles Recovered .....1 at South Alabama (11-11-17)  
 Punt Returns.....9 at New Mexico State (10-28-17)  
 Punt Return Yards .....114 at New Mexico State (10-28-17)  
 Punt Return TDs .....1, four times (last at Nebraska, 9-2-17)  
 Long Punt Return .....73 at New Mexico State (11-28-15)  
 Kickoff Returns .....5 vs. Toledo (9-2-16)  
 Kickoff Return Yards .....174 vs. Louisiana Tech (12-19-15)  
 Long Kickoff Return.....98 vs. Louisiana Tech (12-19-15)  
 Blocked Kicks .....1 (FG) at Texas St. (12-3-16)

### #2, NEHEMIA WAGNER, CB, SR.

Tackles .....4 at Utah State (9-16-16)  
 Tackles For Loss .....1 vs. UCF (12-17-16)  
 Interceptions .....1, twice (last vs. UAPB, 9-16-17)  
 Pass Break-ups .....2 vs. Louisiana Tech 9-12-19-15)

### #3, BJ EDMONDS, S, SO.

Tackles .....13, twice (last at South Alabama, 11-11-17)  
 Tackles for Loss .....0.5, twice (last at USA, 11-11-17)  
 Forced Fumbles .....1 at Auburn (9-10-16)  
 Pass Break-ups .....2 vs. New Mexico State (11-12-16)  
 Interceptions .....1 at New Mexico State (10-28-17)

### #4, MICHAEL JOHNSON, S, JR.

Tackles .....6 vs. Louisiana (10-13-17)  
 Fumbles Recovered .....1 vs. UAPB (9-16-17)  
 Interceptions .....1, twice (last vs. Louisiana, 10-13-17)

### #6, JEFFERIE GIBSON, S, JR.

Tackles .....6 at South Alabama (11-11-17)  
 Pass Break-ups .....1 vs. Coastal Carolina (10-14-17)  
 Interceptions .....1 at New Mexico State (10-28-17)

### #7, AJ CAYETANO, CB, FR.

Tackles .....1 at Georgia Southern (10-4-17)  
 Pass Break-ups .....1 at Georgia Southern (10-4-17)

### #10, JUSTIN CLIFTON, DB, JR.

Tackles .....12, twice (last at SMU, 9-23-17)  
 Tackles for Loss .....2, three times (last vs. UCF, 12-17-16)  
 Sacks .....1.0, twice (last at USA, 10-13-15)  
 Interceptions .....2 at Troy (11-17-16)  
 Pass Break-ups .....3 at South Alabama (11-11-17)  
 Forced Fumbles .....1, twice (last vs. Toledo, 9-2-16)

### #11 JA'VON ROLLAND-JONES, DE, SR.

Tackles .....11 at UL Lafayette (11-26-16)  
 Tackles for Loss .....5 at Idaho (11-1-14)  
 Sacks .....5 at Idaho (11-1-14)  
 Fumbles Forced .....1, nine times (last vs. Louisiana, 10-13-17)  
 Fumbles Recovered .....1, twice (last vs. UCF, 12-17-16)  
 Interceptions .....1 at Toledo (9-26-15)  
 Pass Break-ups .....1, three times (last at SMU, 9-23-17)

### #12 KYLE MARTIN, CB, SR.

Tackles .....9 at South Alabama (11-11-17)  
 Tackles For Loss .....1 at Georgia Southern (10-4-17)  
 Forced Fumbles .....1 vs. Louisiana-Monroe (10-29-16)  
 Pass Break-ups .....1 vs. Louisiana (10-13-17)

### #15 KYLE WILSON, LB, SR.

Tackles .....13, twice (last at Georgia Southern, 10-4-17)  
 Tackles for Loss .....3 vs. Georgia Southern (10-5-16)  
 Sacks .....1.5 vs. UCF (12-17-16)  
 Forced Fumbles .....1 at SMU (9-23-17)  
 Interceptions .....1 vs. UAPB (9-16-17)

### #20, LARRY WOODEN, DB, FR.

Tackles .....3 vs. Coastal Carolina (10-14-17)  
 Tackles For Loss .....1 vs. UAPB (9-16-17)  
 Pass Break-ups .....1 vs. Louisiana (10-13-17)

### #22, CALEB BONNER, LB, FR.

Tackles .....3, twice (last at South Alabama, 11-11-17)

### #23, RONHEEN BINGHAM, DE, JR.

Tackles .....4 at Georgia Southern (10-4-17)  
 Tackles For Loss .....2 at South Alabama (11-11-17)  
 Sacks .....2.0 at South Alabama (11-11-17)  
 Forced Fumbles .....1 at South Alabama (11-11-17)

### #24 JEREMY SMITH, CB, SO.

Tackles .....4 vs. Coastal Carolina (10-14-17)  
 Pass Break-ups .....1, three times (last vs. UAPB, 9-16-17)

### #25 DEE LINER, DL, SR.

Tackles .....6 vs. Georgia Southern (10-5-16)  
 Tackles for Loss .....2.0 vs. UCF (12-17-16)  
 Sacks .....1.0 at Texas (12-3-16)

### #26 TRENT ELLIS-BREWER, LB, SO.

Tackles .....9 at SMU (9-23-17)  
 Tackles for Loss .....2, twice (last vs. Ga. Southern, 10-5-16)  
 Sacks .....1, twice (last vs. ULM, 10-29-16)  
 Pass Break-ups .....1, three times (last at SMU, 9-23-17)  
 Interceptions .....1 at Georgia Southern (10-4-17)  
 Forced Fumbles .....1 vs. UAPB (9-16-17)

### #27, DEMARI MEDLEY, S, FR.

Tackles .....3 vs. Coastal Carolina (10-14-17)

### #28, BRANDON BYNER, CB, SR.

Tackles .....5 vs. UCF (12-17-16)  
 Tackles for Loss .....1, twice (last vs. UCF, 12-17-16)  
 Pass Break-ups .....1 vs. UCF (12-17-16)

### #31, JARROD CHANDLER, DE, JR.

Tackles .....5 vs. UAPB (9-16-17)  
 Tackles for Loss .....1, six times (last vs. CCU, 10-14-17)

### #32, TAJHEA CHAMBERS, LB, SO.

Tackles .....8 at USC (9-5-15)  
 Tackles for Loss .....2.5 at USC (9-5-15)  
 Sacks .....2.5 at USC (9-5-15)  
 Pass Break-ups .....1 vs. Louisiana-Monroe (10-29-16)  
 Fumbles Recovered .....1 vs. UAPB (9-16-17)

### #33, GRIFFIN RIGGS, DE, JR.

Tackles .....4, twice (last at Texas State, 12-3-16)  
 Tackles for Loss .....2.0 at Texas State (12-3-16)  
 Sacks .....1.0 at Texas State (12-3-16)

### #34, DARREON JACKSON, S, SO.

Tackles .....8 at Nebraska (9-2-17)  
 Tackles for Loss .....1, twice (last at South Alabama, 11-11-17)  
 Forced Fumbles .....1 at Nebraska (9-2-17)  
 Fumble Recoveries .....1 vs. Coastal Carolina (10-14-17)  
 Pass Break-ups .....1, twice (last at South Alabama, 11-11-17)

### #35, MARK JOHNSON, S, SR.

Tackles .....1, five times (last at NMSU, 10-28-17)  
 Interceptions .....1 vs. Louisiana-Monroe (10-29-16)

### #39, DAJON EMORY, DE, JR.

Tackles .....3 at South Alabama (11-11-17)  
 Tackles for Loss .....1 at SMU (9-23-17)

### #40, ANTWON TURNAGE, LB, JR.

Tackles .....9 at Georgia Southern (10-4-17)  
 Tackles For Loss .....1.5 at Georgia Southern (10-4-17)

### #45, CHRISTIAN HOWARD, DL, JR.

Tackles .....6 at New Mexico State (10-28-17)  
 Tackles For Loss .....2 at New Mexico State (10-28-17)  
 Sacks .....2 at New Mexico State (10-28-17)

### #46, BEN GALLAGHER, LB, SR.

Tackles .....2 vs. Missouri State (9-19-15)

### #50, WILLIAM BRADLEY-KING, DE, FR.

Tackles .....3 vs. UAPB (9-16-17)  
 Tackles for Loss .....1 vs. Coastal Carolina (10-14-17)  
 Sacks .....1 vs. Coastal Carolina (10-14-17)  
 Pass Break-ups .....1 at SMU (9-23-17)

### #51, KIRK LOUIS, LB, SO.

Tackles .....3 vs. Louisiana (10-13-17)  
 Fumble Recoveries .....1 vs. UCF (12-17-16)

### #52 TJ HARRIS, DE, SO.

Tackles .....4 at Nebraska (9-2-17)  
 Tackles for Loss .....1.0 at Texas State (12-3-16)

### #54 CALEB CASON, DE, SR.

Tackles .....5, four times (last at NMSU, 10-28-17)  
 Tackles for Loss .....2, twice (last at NMSU, 10-28-17)  
 Sacks .....1, nine times (last at NMSU, 10-28-17)  
 Forced Fumbles .....1 at Georgia Southern (10-4-17)  
 Fumble Recoveries .....1, four times (last vs. ULL, 10-13-17)  
 Pass Break-ups .....1 vs. Louisiana-Lafayette (10-20-15)

### #87, JAVIER CARBONELL, DL, SO.

Tackles .....4 vs. UAPB (9-16-17)  
 Tackles for Loss .....0.5 vs. Louisiana (10-13-17)  
 Sacks .....0.5 vs. Louisiana (10-13-17)

### #90, JOSH CURRY, DL, JR.

Tackles .....4 vs. UAPB (9-16-17)  
 Tackles For Loss .....1.5 vs. UAPB (9-16-17)

### #91, DONOVAN RANSOM, DL, JR.

Tackles .....4 at SMU (9-23-17)  
 Tackles for Loss .....1.0, twice (last at Troy, 11-17-16)  
 Sacks .....1.0 vs. New Mexico State (11-12-16)

### #94, HUNTER MORETON, DL, FR.

Tackles .....6 vs. UAPB (9-16-17)  
 Tackles for Loss .....1, three times (last at NMSU, 10-28-17)  
 Sacks .....1, twice (last at NMSU, 10-28-17)  
 Fumble Recoveries .....1 at Georgia Southern (10-4-17)

### #98, CLIFF THOMAS, DL, SR.

Tackles .....5 at Texas State (11-20-14)  
 Sacks .....1, twice (last at SMU, 9-23-17)  
 Tackles for Loss .....1, three times (last at SMU, 9-23-17)  
 Forced Fumbles .....1, twice (last vs. UAPB, 9-16-17)

### #99, TONY ADAMS, DL, JR.

Tackles .....2 at Georgia Southern (10-4-17)  
 Tackles for Loss .....0.5 at South Alabama (11-11-17)

**TEAM**

**SHUT OUT AN OPPONENT**

ASU: 12-1-12 vs. Middle Tennessee (45-0)  
 OPP: 11-1-08, No. 2 Alabama (35-0)

**RUSHED FOR OVER 250 YARDS**

ASU: 10-19-16 vs. Louisiana (43 attempts for 262 yards)  
 OPP: 10-4-17 at Georgia Southern (63 attempts for 333 yards)

**RUSHED FOR OVER 300 YARDS**

ASU: 10-5-16 vs. Georgia Southern (45 attempts for 343 yards)  
 OPP: 10-4-17 at Georgia Southern (63 attempts for 333 yards)

**PASSED FOR OVER 300 YARDS**

ASU: 10-19-16 vs. Louisiana (24-of-40 for 309 yards)  
 OPP: 11-11-17 at South Alabama (25-of-46 for 343 yards)

**HAD OVER 500 YARDS OF TOTAL OFFENSE**

ASU: 10-19-17 vs. Louisiana (571 yards: 309 pass, 262 rush)  
 OPP: 9-23-17 at SMU (580 yards: 314 rush, 266 pass)

**HAD OVER 600 YARDS OF TOTAL OFFENSE**

ASU: 11-28-15 at New Mexico State (605 yards: 238 rush, 367 pass)  
 OPP: 9-10-16 at Auburn (706 yards: 462 rush, 244 pass)

**RECORDED 30 OR MORE FIRST DOWNS**

ASU: 10-9-17 vs. Louisiana (30)  
 OPP: 9-23-17 at SMU (31)

**FAILED TO RUSH FOR 100 YARDS**

ASU: 11-11-17 at South Alabama (33 attempts for 66 yards)  
 OPP: 11-11-17 at South Alabama (32 attempts for -3 yards)

**FAILED TO PASS FOR OVER 100 YARDS**

ASU: 10-16-15 vs. South Alabama (9 of 13 for 93 yards)  
 OPP: 11-8-14 vs. South Alabama (9 of 25 for 90 yards)

**HELD AN OPPONENT UNDER 200 YARDS TOTAL OFF.**

ASU: 8-31-13 vs. UAPB (173 yards: 12 rush, 161 pass)  
 OPP: 10-22-13, UL Lafayette (168 yards: 79 rushing, 89 passing)

**SCORED A SAFETY**

ASU: 9-2-17 at Nebraska  
 OPP: 9-2-17 at Nebraska

**SCORED 50 OR MORE POINTS**

ASU: 10-14-17 vs. Coastal Carolina (51-17)  
 OPP: 9-2-16 at Auburn (51-14)

**INDIVIDUAL**

**PLAYER RUSHED FOR 100 YARDS**

ASU: 10-19-17 vs. Louisiana (Justice Hansen, 13 carries for 121 yards)  
 OPP: 10-14-17 vs. CCU (Osharmar Abercrombie, 10 carries for 107 yards)

**PLAYER RUSHED FOR 200 YARDS**

ASU: 10-3-15, Michael Gordon vs. Idaho (25 for 221 yards)  
 OPP: 10-4-17 at Georgia Southern, Shai Werts (29 carries for 112 yards)

**TWO OR MORE PLAYERS RUSHED FOR 100 YARDS**

ASU: 10-5-16 vs. Georgia Southern: Warren Wand (140 yards),  
 Johnston White (126 yards)  
 OPP: 9-2-16 at Auburn, Kamryn Pettway (152 yards),  
 Kerryon Johnson (124 yards)

**TWO OR MORE PLAYERS WITH 100 YARDS RECEIVING**

ASU: 9-24-16 vs Central Arkansas: Blake Mack (8 receptions for 142 yards) and Cam Echols-Luper (3 receptions for 121 yards)  
 OPP: 12-19-15 vs. Louisiana Tech: Trent Taylor (10 receptions for 149 yards), Kenneth Dixon (6 receptions for 113 yards)

**PLAYER PASSED FOR 300 YARDS**

ASU: 10-4-17, Justice Hansen at Ga. Southern (12-26-4 for 316 yards)  
 OPP: 11-11-17, Cole Garvin, at South Alabama (25-45-0 for 343 yards)

**PLAYER PASSED FOR 400 YARDS**

ASU: 9-2-17, Justice Hansen at Nebraska (46-68-2 for 415 yards)  
 OPP: 12-19-15, Jeff Driskel, Louisiana Tech (26-38-0 for 458 yards)

**RETURNED A KICKOFF FOR A TOUCHDOWN**

ASU: 12-19-15, Blaise Taylor vs. Louisiana Tech (98 yards)  
 OPP: 9-2-17, J.D. Spielman, Nebraska (99 yards)

**RETURNED A PUNT FOR A TOUCHDOWN**

ASU: 9-2-17, Blaise Taylor at Nebraska (63 yards)  
 OPP: 9-24-16, Tremon Smith, UCA (47 yards)

**RETURNED AN INTERCEPTION FOR A TOUCHDOWN**

ASU: 11-12-16, Money Hunter vs. New Mexico State (46 yards)  
 OPP: 11-26-16, Taboris Lee, UL Lafayette (17 yards)

**RETURNED A FUMBLE FOR A TOUCHDOWN**

ASU: 10-19-17, Caleb Caston vs. Louisiana (24 yards)  
 OPP: 9-5-15, Osa Masina (USC) (46 yards)

**BLOCKED AN OPPONENT'S PUNT**

ASU: 11-11-17, Johnston White at South Alabama  
 OPP: 10-13-12, Maleki Harris (South Alabama)

**RETURNED A BLOCKED PUNT FOR A TOUCHDOWN**

ASU: 12-17-16, Johnston White (block) and B.J. Edmonds (TD) vs. UCF (0 yards)  
 OPP: 9-8-12, Anthony Watson (block) and Teven Jones (TD), Memphis (0 yards)

**RETURNED A BLOCKED FIELD GOAL FOR A TD**

ASU: 11-3-16, Chris Humes at Georgia State (57 yards)  
 OPP: 2004, Terryl Fenton, UL-Lafayette (80-yards)

**RUN FROM SCRIMMAGE OF 50 YARDS OR MORE**

ASU: 10-29-16, Johnston White vs. ULM (50 yards)  
 OPP: 10-14-17, Osharmar Abercrombie (vs. CCU, 55 yards)

**PASS FROM SCRIMMAGE OF 50 YARDS OR MORE**

ASU: 11-11-17, 50 yards at USA (Justice Hansen to Blake Mack)  
 OPP: 10-28-17, 55 yards at NMSU (Tyler Rogers to OJ Clark)

**MADE 50+ YARD FIELD GOAL**

ASU: 11-2-13, 50 yards (Brian Davis at South Alabama)  
 OPP: 10-19-17, 51 yards (Stevie Artigue, Louisiana)

## 2017 ARKANSAS STATE STARTING LINEUPS

### OFFENSE

	QB	RB	A-BACK	WR	WR	TE	LT	LG	C	RG	RT
<b>NEBRASKA</b>	Hansen	Wand	Murray	McInnis	Paschal	Mack	Philbert	Ford	Still	Elliott	Bonner
<b>UAPB</b>	Hansen	Wand	Murray	McInnis	Paschal	Mack	Philbert	Ford	Still	Elliott	Bonner
<b>SMU</b>	Hansen	Wand	Murray	McInnis	Edwards	Mack	Philbert	Ford	Still	Elliott	Bonner
<b>GA. SOUTHERN</b>	Hansen	Wand	Booker	McInnis	Paschal	Mack	Philbert	Ford	Still	Elliott	Bonner
<b>COASTAL CAROLINA</b>	Hansen	Wand	Murray	McInnis	Paschal	Mack	Philbert	Ford	Still	Elliott	Bonner
<b>LOUISIANA</b>	Hansen	White	Murray	McInnis	Paschal	Mack	Philbert	Ford	Still	Elliott	Bonner
<b>NEW MEXICO ST.</b>	Hansen	White	Murray	McInnis	Paschal	Mack	Philbert	Ford	Still	Elliott	Bonner
<b>SOUTH ALABAMA</b>	Hansen	Wand	Murray	McInnis	Paschal	Mack	Philbert	Ford	Still	Elliott	Bonner

### DEFENSE

	BANDIT	DT	NG	DE	MLB	WLB	NB	CB	CB	SS	FS
<b>NEBRASKA</b>	Caston	Carbonell	Ransom	Rolland-Jones	Wilson	Ellis-Brewer	Clifton	Taylor	Wagner	Edmonds	Jackson
<b>UAPB</b>	Caston	Carbonell	Ransom	Rolland-Jones	Wilson	Bonner	Clifton	Taylor	Wagner	Edmonds	Johnson
<b>SMU</b>	Caston	Liner	Ransom	Rolland-Jones	Wilson	Bonner	Clifton	Taylor	Wagner	Edmonds	Johnson
<b>GA. SOUTHERN</b>	Caston	Carbonell	Moreton	Bingham	Wilson	Chambers	Clifton	Taylor	Wagner	Edmonds	Johnson
<b>COASTAL CAR.</b>	Caston	Howard	Ransom	Rolland-Jones	Wilson	Ellis-Brewer	Clifton	Taylor	Wagner	Edmonds	Johnson
<b>LOUISIANA</b>	Caston	Liner	Ransom	Rolland-Jones	Wilson	Bonner	Clifton	Taylor	Martin	Edmonds	Johnson
<b>NEW MEXICO ST.</b>	Caston	Liner	Moreton	Rolland-Jones	Wilson	Ellis-Brewer	Clifton	Taylor	Martin	Edmonds	Johnson
<b>SOUTH ALABAMA</b>	Caston	Liner	Moreton	Rolland-Jones	Wilson	Ellis-Brewer	Clifton	Taylor	Martin	Edmonds	Gibson

## 2017 A-STATE LONG PLAYS (20+ YARDS)

Yds	Play	Opponent	Date	Qtr.
73 (TD)	Hansen pass to McInnis	UAPB	9-16	3
57 (TD)	Hansen pass to Murray	Georgia Southern	10-4	2
56 (TD)	Hansen pass to Murray	Georgia Southern	10-4	2
51	Hansen pass to Murray	Georgia Southern	10-4	3
50	Hansen pass to Mack	South Alabama	11-11	3
44 (TD)	Hansen pass to McInnis	Louisiana	10-19	2
38 (TD)	Hansen pass to Booker	UAPB	9-16	1
38	Hansen pass to Edwards	Nebraska	9-2	4
37 (TD)	Hansen pass to Murray	New Mexico State	10-28	4
37 (TD)	Hansen pass to Bayless	Georgia Southern	10-4	4
36	Hansen pass to Mack	SMU	9-23	2
34	Mason pass to Hansen	Louisiana	10-19	1
33	Hansen rush	Louisiana	10-19	1
32	Hansen rush	Louisiana	10-19	2
32	Hansen pass to McInnis	Coastal Carolina	10-14	3
32 (TD)	Hansen pass to Bayless	SMU	9-23	1
31	Hansen pass to White	Coastal Carolina	10-14	2
30	Hansen pass to Bayless	SMU	9-23	1
29 (TD)	Hansen pass to Mack	Georgia Southern	10-4	3
29	Hansen pass to Edwards	Georgia Southern	10-4	3
29	Hansen pass to Mack	SMU	9-23	2
29	Hansen pass to Booker	SMU	9-23	1
29 (TD)	Hansen pass to Murray	Nebraska	9-2	1
27	Wand rush	SMU	9-23	2
25	Mason rush	Louisiana	10-19	4
25	Hansen pass to Paschal	Louisiana	10-19	3
25 (TD)	Wand rush	Georgia Southern	10-4	2
25	Hansen pass to Murray	UAPB	9-16	2
25	Hansen pass to Booker	UAPB	9-16	1
23	Hansen pass to Paschal	South Alabama	11-11	4
23	Hansen pass to Paschal	Louisiana	10-19	4
23 (TD)	Hansen pass to Bayless	New Mexico State	10-28	3
23 (TD)	Hansen pass to Mack	Coastal Carolina	10-14	4
23 (TD)	Hansen pass to Adams, Jr.	UAPB	9-16	4
23 (TD)	Hansen pass to Bayless	UAPB	9-16	3
21	Hansen pass to Paschal	New Mexico State	10-28	4
21 (TD)	Hansen pass to Bayless	New Mexico State	10-28	1
20	Hansen rush	New Mexico State	10-28	4
20 (TD)	Hansen rush	Louisiana	10-14	2
<b>TOTAL:</b>	<b>39 70+: 1 60+: 1 50+: 5 40+: 6 30+: 18</b>			




## 2017 ARKANSAS STATE SCORING DRIVES

	Plays	Yards	TOP (QTR)	Score
<b>NEBRASKA (5: 3 TD/2 FG)</b>				
	9	87	2:41 (1)	Hansen 29-yard pass to Murray
	10	61	3:09 (2)	Hansen 3-yard pass to Mack
	8	43	1:02 (2)	Williams 39-yard field goal
	10	61	2:53 (4)	Williams 31-yard field goal
	12	63	3:31 (4)	Hansen 3-yard pass to Edwards
<b>UAPB (7: 7 TD/0 FG)</b>				
	7	93	2:15 (1)	Hansen 38-yard pass to Booker
	11	75	3:40 (1)	Hansen 3-yard pass to Mack
	6	75	2:27 (2)	Wand 12-yard run
	2	81	0:37 (3)	Hansen 73-yard pass to McInnis
	5	30	1:57 (3)	Hansen 23-yard pass to Bayless
	4	39	0:55 (3)	Hansen 23-yard pass to Adams, Jr.
	4	32	1:14 (4)	Bonner 9-yard pass to Booker
<b>SMU (3: 3TD/0 FG)</b>				
	9	89	2:35 (1)	Hansen 32-yard pass to Bayless
	5	75	1:28 (1)	Hansen 19-yard pass to Mack
	4	30	1:04 (4)	Wand 5-yard run
<b>GEORGIA SOUTHERN (7: 6 TD/1 FG)</b>				
	8	28	2:35 (1)	Williams 43-yard field goal
	4	75	1:11 (2)	Murray 56-yard reception
	1	25	0:08 (2)	Wand 25-yard run
	3	75	0:43 (2)	Murray 57-yard reception
	4	75	0:45 (3)	Mack 29-yard reception
	2	29	0:25 (3)	Wand 12-yard run
	2	42	0:34 (4)	Bayless 37-yard reception
<b>COASTAL CAROLINA (8: 5 TD/3 FG)</b>				
	12	80	3:22 (1)	Murray 12-yard reception
	9	66	2:38 (2)	Mack 10-yard reception
	10	62	2:58 (2)	Williams 17-yard field goal
	6	80	1:49 (3)	Paschal 17-yard reception
	7	21	2:34 (3)	Williams 22-yard field goal
	9	68	2:54 (3)	Edwards 4-yard reception
	5	65	1:47 (4)	Mack 23-yard reception
	7	27	3:49 (4)	Williams 34-yard field goal
<b>LOUISIANA (7: 5 TD/2 FG)</b>				
	6	73	2:03 (1)	White 1-yard run
	7	80	1:35 (2)	McInnis 44-yard reception
	12	80	4:22 (2)	Hansen 20-yard run
	7	66	0:58 (2)	McInnis 6-yard reception
	8	58	2:35 (3)	Williams 24-yard field goal
	7	70	2:15 (4)	Williams 28-yard field goal
	8	63	3:30 (4)	Mason 10-yard run
<b>NEW MEXICO STATE (6: 5 TD/1 FG)</b>				
	4	50	1:07 (1)	Bayless 21-yard reception
	6	17	1:08 (3)	Williams 44-yard field goal
	7	58	1:26 (3)	Bayless 23-yard reception
	8	65	2:41 (4)	Murray 12-yard reception
	5	71	1:49 (4)	Murray 37-yard reception
	2	9	0:52 (4)	White 8-yard run
<b>SOUTH ALABAMA (4: 2 TD/2 FG)</b>				
	13	65	4:32 (2)	Williams 24-yard field goal
	5	5	1:25 (2)	Williams 40-yard field goal
	4	79	1:13 (3)	Booker 18-yard reception
	9	62	2:55 (4)	Murray 14-yard reception

TOTAL SCORING DRIVES: 47 (36 TD/11 FG) || SCORING DRIVES TAKING 2 MINUTES OR LESS: 24 (51% of all drives) || SCORING DRIVES TAKING 4 MINUTES OR LONGER: 2 (4% of all drives)

GAME 1

SEPT. 2, 2017 | MEMORIAL STADIUM: 90,171 | Nebraska 43, A-State 36



LINCOLN, Neb. (9/2/17) – Arkansas State took two shots at the end zone from 11 yards out in the final seconds of its season-opening game at Nebraska, but the Huskers held off the Red Wolves 43-36 in front of 90,171 fans at Memorial Stadium.

Quarterback Justice Hansen completed 46-of-68 passes for 415 yards and three touchdowns. His 46 completions established a single-game school record and he connected with nine different receivers. Chris Murray had nine catches for 90 yards and a touchdown while Kendrick Edwards hauled in eight passes for 100 yards and a touchdown. Christian Booker (7-72), Omar Bayless (7-42) and Blake Mack (5-50) each had over five receptions.

The Red Wolves out-gained Nebraska 497-463 on the game with 415 of the 497 total yards coming via the passing game. The Huskers churned 225 rushing yards while quarterback Tanner Lee was 19-of-32 passing for 238 yards. Kyle Wilson led the A-State defense with 10 tackles while B.J. Edmonds added career-high nine total tackles, six solo.

Trailing 43-29 with 4:18 to play, A-State used a 12-play, 63-yard drive to get within one score. Hansen completed 7-of-9 attempts on the drive, hitting six different receivers along the way. Edwards snagged his first career touchdown reception with a 3-yard grab with 47 seconds remaining to set the stage for a potential game-tying score.

A-State lined up for the onside kick and Murray batted the ball away from an awaiting Nebraska hands team member and recovered at the Nebraska 44-yard line. Hansen connected with Mack on first down for 12 yards, but back-to-back incompletions saw A-State face 3rd-and-10 at the 32-yard line. Hansen spotted Edwards on the left side of the field for an 11-yard gain and a penalty moved A-State to the Nebraska 11-yard line.

Nine seconds was showing on the clock and the Red Wolves targeted Justin McInnis in the end zone on first down, but the pass was deflected setting up one more chance at a tie score. Hansen elected to target Edwards in the back of the end zone on the next play, but the pass was just out of his reach setting the final score.

Nebraska opened the scoring on the night with a 21-yard field goal, but the A-State defense held strong inside the 10-yard line to keep the Cornhuskers to

Score by Quarters	1	2	3	4	Score
Arkansas State	14	12	0	10	36
Nebraska	17	10	7	9	43

Team	Qtr	Time	Scoring play	Pys-Yds	TOP	Score
Nebraska	1	09:52	Brown 21 yd field goal	8-33	3:19	0-3
A-State	1	05:07	Taylor 63 yd punt return	-	-	7-3
Nebraska	1	04:53	Spielman 99 yd KO return	-	-	7-10
A-State	1	02:12	Murray 29 yd reception	9-87	2:41	14-10
Nebraska	1	00:32	Stanley 44 yd reception	4-75	1:40	14-17
Nebraska	2	09:57	Wilbon 7 yd run	8-91	3:46	14-24
A-State	2	07:00	Team safety	-	-	16-24
A-State	2	03:45	Mack 3 yd reception	10-61	3:09	23-24
Nebraska	2	01:02	Brown 41 yd field goal	9-41	2:43	23-27
A-State	2	00:00	Williams 39 yd field goal	8-43	1:02	26-27
Nebraska	3	11:14	Bryant 1 yd run	8-70	3:46	26-34
Nebraska	4	12:25	Pierson-El 8 yd reception	6-53	2:07	26-41
A-State	4	09:27	Williams 31 yd field goal	10-61	2:53	29-41
Nebraska	4	05:52	Team safety	-	-	29-43
A-State	4	00:47	Edwards 3 yd reception	12-63	3:31	36-43

TEAM STATISTICS

	A-STATE	NEBRASKA
First Downs	32	25
Net yards rushing	82	225
Net yards passing	415	238
Passes Comp-Att-Int	46-68-2	19-32-0
Total Net Yards	497	463
Fumbles: Number-Lost	2-0	1-0
Penalties: Number-Yards	9-63	8-75
Possession Time	27:42	32:18
Third Down Conversions	7 of 13	7 of 14
Sacks By: Number-Yards	1-7	1-5

INDIVIDUAL STATISTICS

**RUSHING:** Arkansas State - Wand, Warren 12-69; Jones, Jamal 4-14; Murray, Chris 1-2; Hansen, Justice 4-minus 3. Nebraska - Tre Bryant 31-192; D. Pierson-El 2-23; Mikale Wilbon 2-15; Stanley Morgan 1-2; Luke McNitt 1-0; Tanner Lee 1-minus 7. **PASSING:** Arkansas State - Hansen, Justice 46-68-2-415. Nebraska - Tanner Lee 19-32-0-238. **RECEIVING:** Arkansas State-Murray, Chris 9-90; Edwards, K. 8-100; Booker, C. 7-72; Bayless, Omar 7-42; Mack, Blake 5-50; Paschal, Dijon 3-23; McInnis, Justin 3-22; Wand, Warren 2-15; Jones, Jamal 2-1. Nebraska - Stanley Morgan 5-102; Tyler Hoppes 3-40; Tyjon Lindsey 3-14; Mikale Wilbon 3-7; JD Spielman 2-44; D. Pierson-El 2-20; Luke McNitt 1-11. **INTERCEPTIONS:** Arkansas State - None. Nebraska - Joshua Kalu 1-0; Tyrin Ferguson 1-0. **FUMBLES:** Arkansas State-Hansen, Justice 1-0; Taylor, Blaise 1-0. Nebraska - Mikale Wilbon 1-0.

the three points. The Red Wolves would respond in a big way as Blaise Taylor returned a punt 63-yards for a score to give A-State a 7-3 lead with 4:53 on the first quarter clock. It was Taylor's fourth career punt return touchdown.

The Cornhuskers answered right back with a 99-yard kickoff return for a touchdown to lead 10-7. A-State worked a nine-play, 87-yard drive to retake the lead at 14-10 with 2:12 remaining in the first quarter. Hansen was 8-for-8 covering 83 yards on the drive and found Chris Murray for a 29-yard touchdown strike.

After Nebraska scored on each of their next two possessions to lead 24-14 five minutes into the second quarter, A-State drove deep inside Nebraska territory. The Cornhuskers came up with the first turnover of the game as a defensive lineman batted a pass by Hansen and the Huskers came up with the interception at the one yard line. The Red Wolves defense swarmed on the first play and Kyle Wilson came away with safety to make it a one possession game again at 24-16 with 6:54 left in the first half.


The Red Wolves used a 10-play, 61-yard drive following the free kick trimming the deficit to 24-23. Hansen completed 6-of-8 on the drive for 36 yards and he connected with Blake Mack for a three-yard touchdown pass.

Despite Nebraska advancing 41 yards on the ensuing drive, the A-State defense held the Huskers to a field goal. Trailing 27-23 approaching halftime, the Red Wolves had one final attempt at scoring. Hansen added 30 more yards to his passing total and his final pass of the first half, an 11-yard completion to Mack, set up the Red Wolves with a look at a field goal as time expired in the first half. Sawyer Williams lined up a 39-yard field goal and split the uprights to send the game to halftime with A-State trailing 27-26.

Nebraska scored a pair of touchdowns before A-State found the scoring column in the second half. Trailing 41-26, A-State took over at the 25-yardline looking to drive the field to make it a one possession game. Hansen added five more completions to reach a new-single game school record of 38, but replay overturned a second touchdown for Murray and A-State settled for a field goal. Williams booted the field through from 31 yards to make it 41-29 with under 10 minutes to play.

**GAME 2**

SEPT. 16, 2017 | CENTENNIAL BANK STADIUM: 24,371 | A-State 48, UAPB 3



JONESBORO, Ark. (9/16/17) – Quarterback Justice Hansen tied the school record with five passing touchdowns and Arkansas State set a single-game record with six passing touchdowns in a 48-3 victory over Arkansas-Pine Bluff at Centennial Bank Stadium.

Hansen finished 24-of-31 passing for 336 yards and five touchdowns while Logan Bonner was 2-for-3 for 20 yards and a touchdown. Eleven different receivers hauled in receptions for the Red Wolves with Christian Booker (4-76) and Dijon Paschal (4-29) leading the team with four receptions each. Booker had two receiving touchdowns while Omar Bayless, Blake Mack, Justin McInnis and Jonathan Adams Jr. also put six points on the board.

Warren Wand led A-State (1-1) on the ground with nine rushes for 62 yards, including a touchdown. Johnston White added 10 carries for 37 yards as the Red Wolves had 137 yards rushing. A-State finished with 493 total offense and was 5-for-12 on third down.

Defensively, A-State limited UAPB (1-2) to 280 yards of total offense and forced five turnovers. Kyle Wilson had a sack and interception while Hunter Moreton led with six tackles. Jarrod Chandler, Christian Howard and Ronheen Bingham also recorded sacks for the Red Wolves.

“Overall just excited to get the win,” said A-State head coach Blake Anderson. “Any way you can get a ‘W’, you need to be excited about it. I thought the crowd was great and anytime you can win at home, you need to be excited about it. Overall, just frustrated with sloppy play. We had missed kicks, missed tackles and missed assignments and a lot of times where we could have moved the chains and didn’t. I told the guys we

Score by Quarters	1	2	3	4	Score
Arkansas State	13	7	21	7	48
Arkansas-Pine Bluff	0	3	0	0	3

Team	Qtr	Time	Scoring play	Pys-Yds	TOP	Score
A-State	1	11:04	Booker 38 yd reception	7-93	2:15	7-0
A-State	1	00:44	Mack 3 yd reception	11-75	3:40	13-0
UAPB	2	09:51	Gillan 30 yd field goal	14-62	5:53	13-3
A-State	2	07:24	Wand 12 yd run	6-75	2:27	20-3
A-State	3	14:18	McInnis 73 yd reception	2-81	0:37	27-3
A-State	3	12:14	Bayless 23 yd reception	5-30	1:57	34-3
A-State	3	03:12	Adams Jr. 23 yd reception	4-39	0:55	41-3
A-State	4	11:41	Booker 9 yd reception	4-32	1:14	48-3

TEAM STATISTICS		
	A-STATE	UAPB
First Downs	26	12
Net yards rushing	137	56
Net yards passing	356	224
Passes Comp-Att-Int	26-34-0	15-26-3
Total Net Yards	493	280
Fumbles: Number-Lost	3-0	2-2
Penalties: Number-Yards	5-39	3-15
Possession Time	27:03	32:57
Third Down Conversions	5 of 12	6 of 16
Sacks By: Number-Yards	4-25	3-17

**INDIVIDUAL STATISTICS**

**RUSHING:** Arkansas-Pine Bluff - Williams, KeShaw 13-43; Cole, Tryvarious 8-20; Jordan, Christia 6-12; Patterson, LeEar 4-minus 8; Duncan, Brandon 8-minus 11. Arkansas State - Wand, Warren 9-62; White, Johnston 10-37; Jones, Jamal 4-20; Weh-Weh, Armond 1-12; Mason, Chauncey 1-5; Hansen, Justice 8-4; Bonner, Logan 3-3; Coats, Carson 1-minus 6. **PASSING:** Arkansas-Pine Bluff - Duncan, Brandon 13-23-3-140; Patterson, LeEar 2-3-0-84. Arkansas State - Hansen, Justice 24-31-0-336; Bonner, Logan 2-3-0-20. **RECEIVING:** Arkansas-Pine Bluff - Ralph, Tyrin 5-60; Cole, Tryvarious 3-21; Williams, KeShaw 3-14; McNeal, Kolby 2-45; Smith, Orion 1-75; Jordan, Christia 1-9. Arkansas State - Booker, C. 4-76; Paschal, Dijon 4-29; Bayless, Omar 3-50; Edwards, K. 3-19; Mack, Blake 3-12; McInnis, Justin 2-84; Murray, Chris 2-37; Adams Jr., J. 2-33; Wand, Warren 2-11; White, Johnston 1-5. **INTERCEPTIONS:** Arkansas-Pine Bluff - None. Arkansas State - Wilson, Kyle 1-0; Wagner, Nehemia 1-0; Taylor, Blaise 1-0. **FUMBLES:** Arkansas-Pine Bluff - Jordan, Christia 1-1; Ralph, Tyrin 1-1. Arkansas State - Hansen, Justice 2-0; Taylor, Blaise 1-0.

have to continue to improve.”

“We have a lot of inexperienced guys playing and you could see that tonight where there were times I thought we could have stretched this thing out and we weren’t able to do it early enough. That would have allowed us to get a lot of young guys on the field and we kept that in question longer than we wanted to. It will be a great teaching tape and we got to get it fixed because we have a very tough football game next week against a very good football team in SMU. Just looking at the guys eyes in the locker room, they realize it and weren’t making excuses for it. We had a lot of heads shaking ‘Yes Sir’ and that correction starts tomorrow tonight.”

After Blaise Taylor logged his fifth career interception, the Red Wolves used just 2:15 to march down the field for a touchdown. Wand and White combined for 43 yards on the ground, but two completions by Hansen proved the difference. Hansen connected with Christian Booker for a 38-yard scoring play.

A missed field goal by the Golden Lions gave the ball back to A-State and the Red Wolves took advantage. Hansen completed 6-of-7 passes on the drive, capping the 11-play scoring drive with a three-yard strike to Mack.

UAPB got on the board with a 30-yard field goal midway through the second quarter, but A-State quickly responded. Hansen completed five-straight passes spanning 53 yards. The ground game got A-State into the end zone as Wand rushed 12 yards for the score and a 20-3 lead for the Red Wolves.

Hansen tossed three more touchdown passes in the third quarter as he helped the Red Wolves expand the lead to 41-3. Hansen hooked up with McInnis for a 73-yard touchdown pass and catch on the second play of the quarter and later targeted Bayless for a 23-yard score. Hansen closed his night with a 23-yard touchdown pass to freshman Adams Jr. Bonner entered the game at the start of the fourth quarter and connected on 2-of-3 attempts, including a nine-yard touchdown pass to Booker.



## GAME 3

SEPT. 23, 2017 | FORD STADIUM: 23,672 | SMU 44, A-State 21



DALLAS, Texas (9/23/17) – Arkansas State racked up over 400 yards of total offense, but it was not enough as Southern Methodist University defeated the Red Wolves 44-21 at Gerald J. Ford Stadium.

“We couldn’t get anything going throughout the night,” A-State head coach Blake Anderson said. “We couldn’t tackle well and struggled getting them off the field, while offensively we had several miscues that hurt us. In the end SMU just played better than we did, and there were several things that were very critical to allowing them to stretch this thing out and those things have to get fixed.”

The Red Wolves held a 14-10 lead at the end of the first quarter thanks to a pair of touchdown passes from Justice Hansen. The junior from Edmond, Okla., connected with Omar Bayless on a 32-yard strike to go up 7-3 early in the quarter.

The scoring play was setup on the previous play when Hansen found Bayless for a 30-yard completion as the Red Wolves marched down the field for a nine-play, 89-yard scoring drive.

SMU responded quickly with a 55-yard touchdown pass and catch, but the Red Wolves answered right back. Hansen completed all three pass attempts on a five play drive, hooking up with Blake Mack for a 19-yard touchdown pass to take a 14-10 lead. It marked the fifth consecutive game that Hansen passed for multiple touchdowns in a game.

Hansen finished the first quarter 10-of-14 for 148 yards passing and two touchdowns.

Despite the solid effort in the first quarter, SMU took advantage of a number of Arkansas State miscues and outscored the squad

Score by Quarters		1	2	3	4	Score
Arkansas State		14	0	0	7	21
SMU		10	20	7	7	44

Team	Qtr	Time	Scoring play	Pys-Yds	TOP	Score
SMU	1	08:46	Williams 19 yd field goal	15-86	4:27	0-3
A-State	1	03:28	Bayless 32 yd reception	9-89	2:35	7-3
SMU	1	01:37	Proche 55 yd reception	5-75	1:51	7-10
A-State	1	01:28	Mack 19 yd reception	5-75	1:28	14-10
SMU	2	10:19	Sutton 2 yd run	11-74	4:41	14-17
SMU	2	03:32	Freeman 35 yd run	4-62	1:12	14-24
SMU	2	01:04	Proche 49 yd reception	5-82	1:27	14-30
SMU	3	06:49	Freeman 10 yd run	8-33	3:39	14-37
A-State	4	12:32	Wand 5 yd run	4-30	1:04	21-37
SMU	4	09:52	Hicks 7 yd run	5-65	2:32	21-44

## TEAM STATISTICS

	A-STATE	SMU
First Downs	20	31
Net yards rushing	143	314
Net yards passing	284	266
Passes Comp-Att-Int	23-43-1	16-32-0
Total Net Yards	427	580
Fumbles: Number-Lost	2-1	1-0
Penalties: Number-Yards	12-93	10-90
Possession Time	23:42	36:18
Third Down Conversions	3 of 12	6 of 16
Sacks By: Number-Yards	2-8	3-14

## INDIVIDUAL STATISTICS

**RUSHING:** Arkansas State - Wand, Warren 14-84; Hansen, Justice 7-36; Jones, Jamal 5-25; Bonner, Logan 2-4; Murray, Chris 1-minus 6. SMU - JONES, Xavier 19-146; FREEMAN, Ke'Mon 15-92; WEST, Braeden 13-63; GILLINS, D.J. 2-9; SUTTON, C. 1-2; QUINN, Trey 1-0; HICKS, Ben 3-minus 1. **PASSING:** Arkansas State - Hansen, Justice 16-26-0-234; Bonner, Logan 7-17-1-50; Murray, Chris 0-0-0-0. SMU - HICKS, Ben 16-32-0-266. **RECEIVING:** Arkansas State - Mack, Blake 5-102; Bayless, Omar 4-72; Edwards, K. 4-36; Booker, C. 3-42; McClnis, Justin 2-22; Murray, Chris 2-minus 3; Wand, Warren 1-7; Adams Jr., J. 1-6; Jones, Jamal 1-0. SMU - QUINN, Trey 5-50; PROCHE, James 3-131; WEST, Braeden 3-27; SUTTON, C. 2-32; GAILLIARD, M. 2-26; FREEMAN, Ke'Mon 1-0. **INTERCEPTIONS:** Arkansas State - None. SMU - WYATT, Jordan 1-25. **FUMBLES:** Arkansas State - Mack, Blake 1-1; Taylor, Blaise 1-0. SMU-JONES, Xavier 1-0.

20-0 in the second quarter.

On the opening drive of the second quarter, the Red Wolves held the Mustangs to a field goal attempt, but were whistled for a roughing the kicker call that allowed the drive to continue. SMU cashed in two plays on a two-yard touchdown from Courtland Sutton to take a 17-14 lead.

Later in the quarter Hansen found Mack for a 36-yard reception and Mack looked to have a path into the end zone but was tripped up in front of the goal line and fumbled the ball that resulted in an SMU recovery. The Mustangs added two more touchdowns to close out the first half with a 30-14 advantage. SMU tallied 402 yards of total offense in the first half compared to 306 for the Red Wolves.

SMU added two more touchdowns in the second half, while Warren Wand scored his second rushing touchdown of the season on a five yard in the fourth quarter to get Arkansas State with 37-21 with 12:32 to go in the game. SMU answered on the following drive, however with a seven-yard scoring run from Ben Hicks to go up 44-21 with 9:52 remaining.


Despite racking up over 400-yards of offense for the 26th time in the Anderson era, A-State surrendered 580 yards of total offense to the Mustangs. Hansen finished the night 16-of-26 for 234 yards and two scores, while Logan Bonner went 7-of-17 for 50 yards.

Mack had five receptions for 102 yards and one touchdown, while Bayless hauled in four catches for 72 yards and a score. On the ground, Wand led the way for A-State with 75 yards on 13 carries and a touchdown.

Defensively, Justin Clifton tied a career-high with 12 tackles and two pass breakups, while Clifford Thomas added two tackles including a sack.

**GAME 4**

OCT. 4, 2017 | PAULSON STADIUM: 13,781 | A-State 43, Georgia Southern 25



STATESBORO, Ga. (10/4/17) – The Arkansas State offense scored five of its six touchdowns from 25 or more yards out as the Red Wolves won their Sun Belt Conference opener by a score of 43-25 against Georgia Southern at Allen E. Paulson Stadium in Statesboro in a game that was broadcast on ESPN2.

A-State (2-2, 1-0 SBC) won its fifth straight conference opener and improved to 19-2 in the month of October since 2010. Additionally, the win moved the team to 20-4 over its last 24 road SBC games as head coach Blake Anderson became the fastest coach in school history to reach 26 career victories.

Chris Murray was the receiving star of the night with 188 yards on five catches to tie Chet Douthit (1970 vs. Louisiana Tech) for the fourth-most in a single game in school history and the 188 yards was also the fourth most by a player in the nation this season. Justice Hansen threw for 316 yards on just 12 completions, but tossed four touchdowns passes along with four interceptions. All four of Hansen’s scoring passes went for 29 yards or more with two going for 56 and 57 yards to Murray.

Georgia Southern (0-4, 0-1 SBC) outgained A-State 493-381 and forced five A-State turnovers, but was only able to score seven points off those turnovers. Meanwhile, the Red Wolves forced four turnovers of their own and scored 13 points off of them while holding the Eagles to 3-for-15 on third-down conversions.

Neither team was able to get much offense working in the first quarter, but the Red Wolves did get on the board late in the period when Sawyer Williams connected on a career-long 43-yard field goal. However, the Eagles were able to respond with a field goal of their own early in the second quarter to tie the game 3-3.

Two big plays for both teams highlighted the next couple of drives with Hansen connecting with Murray for a 56-yard score to put A-State on top 9-3 after the extra point from Williams hit the upright. Georgia Southern wasted little time responding with Monteo Garrett taking an option pitch 74 yards to pay dirt to put the home team in front 10-9 after a successful

Score by Quarters		1	2	3	4	Score
Arkansas State		3	19	14	7	43
Georgia Southern		0	17	0	8	25

Team	Qtr	Time	Scoring play	Pys-Yds	TOP	Score
A-State	1	01:06	Williams 43 yd field goal	8-28	2:35	3-0
Ga. So.	2	11:21	Bass 27 yd field goal	9-67	4:38	3-3
A-State	2	10:10	Murray 56 yd reception	4-75	1:11	9-3
Ga. So.	2	08:13	Garrett 74 yd run	4-91	1:52	9-10
A-State	2	06:17	Wand 25 yd run	1-25	0:08	15-10
Ga. So.	2	01:03	Fields 8 yd run	3-20	1:14	15-17
A-State	2	00:20	Murray 57 yd reception	3-75	0:43	22-17
A-State	3	14:15	Mack 29 yd reception	4-75	0:45	29-17
A-State	3	11:43	Wand 12 yd run	2-29	0:25	36-17
Ga. So.	4	11:08	Fortune 50 yd reception	1-50	0:08	36-25
A-State	4	05:37	Bayless 37 yd reception	2-42	0:34	43-25

**TEAM STATISTICS**

	A-STATE	GA. SOUTHERN
First Downs	19	24
Net yards rushing	65	333
Net yards passing	316	160
Passes Comp-Att-Int	12-26-4	10-18-2
Total Net Yards	381	493
Fumbles: Number-Lost	2-1	6-2
Penalties: Number-Yards	5-55	7-63
Possession Time	20:56	39:04
Third Down Conversions	5 of 12	3 of 15
Sacks By: Number-Yards	4-17	2-12

**INDIVIDUAL STATISTICS**

**RUSHING:** Arkansas State - Wand, Warren 11-61; White, Johnston 9-32; Jones, Jamal 5-27; Hansen, Justice 6-minus 6; TEAM 4-minus 49. Georgia Southern - S. Werts 29-112; M. Garrett 2-77; W. Fields 17-72; L. Ramsby 14-65; M. Campbell 1-7. **PASSING:** Arkansas State - Hansen, Justice 12-26-4-316. Georgia Southern - S. Werts 10-18-2-160. **RECEIVING:** Arkansas State - Murray, Chris 5-188; Mack, Blake 3-54; Bayless, Omar 1-37; Edwards, K. 1-29; McInnis, Justin 1-8; Booker, C. 1-0. Georgia Southern - O. Fortune 3-70; M. Michaud 2-46; W. Fields 2-8; D. Glenn 1-14; E. Richardson 1-13; D. Anderson 1-9. **INTERCEPTIONS:** Arkansas State - Johnson, M. 1-30; Ellis-Brewer, T 1-3. Georgia Southern - M. Brinson 1-4; C. DeLaRosa 1-3; D. Baker 1-2; K. Vildor 1-0. **FUMBLES:** Arkansas State - Hansen, Justice 1-0; TEAM 1-1. Georgia Southern - S. Werts 4-2; L. Ramsby 1-0; M. Campbell 1-0.

extra point.

Both teams turned the ball over on their next drives with A-State’s Caleb Caston forcing a fumble on a sack that was recovered by Hunter Moreton after the Eagles had taken over on an interception of a Hansen pass. The drive for the Red Wolves started on the Georgia Southern 25-yard line and Warren Wand scampered to the end zone on the first play, but another missed extra point set the score at 15-10.

The Eagles regained the lead on an eight-yard touchdown run by Wesley Fields late in the quarter after a Hansen interception and appeared poised to take the lead into the halftime break. The Red Wolves had other plans as Hansen found Murray on a 57-yard touchdown after two runs by Jamal Jones to push the Red Wolves in front 22-17 at the break.

The Red Wolves wasted little time out of the gates in the second half when Hansen found Blake Mack for a 29-yard score just 45 seconds in to make the score 29-17. Safety Michael Johnson picked off a pass on the Eagles’ next drive for his first career interception and set up another Wand touchdown run, this time from 12 yards out, to push the A-State advantage to 36-17 less than four minutes into the third period.

Georgia Southern climbed within 36-25 on a 50-yard strike to Obe Fortune early in the fourth quarter and had a chance to cut into the A-State edge more, but turned the ball over on downs with just over six minutes left in the contest. The Red Wolves scored on the second play after that when Omar Bayless hauled in a one-handed 37-yard strike in spite of defensive pass interference to put the score at 43-25.

Wand was the leading rusher for the Red Wolves with 61 yards on 11 carries, while Mack was the only receiver other than Murray with more than one catch as the Lonoke, Ark., native registered three catches for 54 yards.

Defensively, Kyle Wilson led the team with 13 tackles, while BJ Edmonds had a career-high 11. Ja’Von Rolland-Jones picked up two sacks to give him 32.5 for his career, while Christian Howard notched his first career sack. Trent Ellis-Brewer ended the Eagles’ last scoring threat with his first career interception with six seconds remaining in the game.



**GAME 5**

OCT. 14, 2017 | CENTENNIAL BANK STADIUM: 25,916 | A-State 51, CCU 17



JONESBORO, Ark. (10/14/17) – Quarterback Justice Hansen threw five touchdown passes for the second consecutive home game and the Arkansas State football team downed Coastal Carolina 51-17 on homecoming at Centennial Bank Stadium.

Hansen, who tied the school record for passing touchdowns, finished 24-of-37 passing for 286 yards and five touchdowns. Blake Mack was the leading receiver with six receptions for 63 yards and two touchdowns while three other targets had the three remaining touchdown receptions. Hansen finished with 354 yards of total offense as he was the leading rusher with nine attempts covering 68 yards.

Kyle Wilson led the Red Wolves (3-2, 2-0 SBC) defensively with nine tackles while B.J. Edmonds registered five stops. A-State finished with seven tackles for loss, including three sacks.

“We had a lot of positive things tonight,” said A-State head coach Blake Anderson. “With this particular team, this group of guys and the inexperience, I think any win is a good win. I think we cleared up some things, on both sides of the ball tonight. Our coverage was much better and I thought we were much more physical and had more bodies behind the ball. Defensively, we gave up yards at times, but I thought we did a great job of rallying around guys. Griffin Riggs made a great play down here and Blaise Taylor had another great play, but it was more of a bend don’t break type of night. They did a really good job all night of putting us in a bind and I thought their wide outs just made great catches. We had guys hanging on and they continued to fight and hang on even though we made it hard on them. I am pleased with the win, and I still think there is a lot of room for

Score by Quarters		1	2	3	4	Score
Arkansas State		7	10	17	17	51
Coastal Carolina		0	7	0	10	17

Team	Qtr	Time	Scoring play	Pys-Yds	TOP	Score
A-State	1	08:58	Murray 12 yd reception	12-80	3:22	7-0
CCU	2	14:54	Demos 1 yd run	9-84	5:35	7-7
A-State	2	06:58	Mack 10 yd reception	9-66	2:38	14-7
A-State	2	00:08	Williams 17 yd field goal	10-62	2:58	17-7
A-State	3	13:11	Paschal 17 yd reception	6-80	1:49	24-7
A-State	3	08:47	Williams 22 yd field goal	7-21	2:34	27-7
A-State	3	02:46	Edwards 4 yd reception	9-68	2:54	34-7
CCU	4	12:48	Jones 51 yd reception	1-51	0:10	34-14
A-State	4	10:55	Mack 23 yd reception	5-65	1:47	41-14
CCU	4	07:27	Rabon 37 yd field goal	8-59	3:21	41-17
A-State	4	03:20	Williams 34 yd field goal	7-27	3:49	44-17
A-State	4	01:46	Jackson 28 yd fumble ret.	-	-	51-17

TEAM STATISTICS		
	A-STATE	CCU
First Downs	28	24
Net yards rushing	189	207
Net yards passing	291	231
Passes Comp-Att-Int	24-37-0	13-29-0
Total Net Yards	480	438
Fumbles: Number-Lost	0-0	2-1
Penalties: Number-Yards	6-59	6-40
Possession Time	28:07	31:53
Third Down Conversions	9 of 15	3 of 11
Sacks By: Number-Yards	3-27	1-3

**INDIVIDUAL STATISTICS**

**RUSHING:** Coastal Carolina - Abercrombie, O. 10-107; Hairston, J. 5-47; Outlow, Marcus 7-26; James, Alex 4-25; Williams, M. 1-15; Holmes, T'Qele 1-11; Keane, Tyler 2-4; Demos, Dalton 2-minus 4; TEAM 1-minus 5; Anderson, K. 5-minus 19. Arkansas State - Hansen, Justice 9-68; Jones, Jamal 10-41; White, Johnston 9-35; Mason, Chauncey 4-29; Wand, Warren 3-9; Murray, Chris 1-7; Bonner, Logan 1-0. **PASSING:** Coastal Carolina - Anderson, K. 5-16-0-133; Keane, Tyler 8-13-0-98. Arkansas State - Hansen, Justice 24-37-0-291. **RECEIVING:** Coastal Carolina - Black, Omar 5-88; Tyler, KyJon 3-37; Jones, Chris 2-75; James, Alex 2-5; Williams, M. 1-26. Arkansas State - Mack, Blake 6-63; McInnis, Justin 4-68; Paschal, Dijon 4-45; Edwards, K. 4-32; Murray, Chris 3-35; White, Johnston 2-38; Bayless, Omar 1-10. **INTERCEPTIONS:** Coastal Carolina - None. Arkansas State - None. **FUMBLES:** Coastal Carolina - Anderson, K. 2-1. Arkansas State - None.

improvement, but the practices continue to get better and better.”

The Chanticleers (1-5, 0-3 SBC) first play from scrimmage went for 55 yards putting the visitors inside the A-State red zone, but the Red Wolves held to keep the game scoreless. Coastal Carolina missed a 25-yard field goal and A-State marched down the field to take a 7-0 lead. Hansen completed 5-of-6 pass attempts on the 12 play, 80 yard scoring drive capped by a 12 yard pass and catch to Chris Murray.

Coastal Carolina knotted the score at 7-7 on the first play of the second quarter, but the Red Wolves ended the half with a 17-7 advantage. A-State covered 66 yards on a nine play scoring drive with Hansen finding Mack for a 10-yard touchdown reception. A-State used the final three minutes of the half to add the final three points, with Sawyer Williams splitting the uprights from 17 yards.

It took less than two minutes on the opening drive of the second half for A-State to add to the lead. Hansen was a perfect 4-for-4 on the drive with Dijon Paschal hauling in his first touchdown catch of the season to make it 24-7. A 50-yard punt return by Blaise Taylor set up A-State with excellent field position for the second drive of the half. A-State settled for a 22-yard field goal by Williams to make the lead 27-7 midway through the third quarter.

Hansen added his fourth touchdown pass late in the third quarter as the Red Wolves gained a commanding 34-7 lead. Kendrick Edwards was the beneficiary of the fourth touchdown pass as he pulled in the four-yard catch to complete a nine play, 68 yard scoring drive.

Following a touchdown by the Chanticleers, A-State responded with Hansen throwing his fifth touchdown pass on the night. Hansen was 4-for-4 passing on the drive, with Mack hauling in three of those four catches, including a 23-yard touchdown catch, making the score 41-14 in the fourth quarter. Both teams added field goals to make it 44-17 and the Red Wolves capped off the night with a Darreon Jackson 28-yard scoop and score.



**GAME 6**

OCT. 19, 2017 | CENTENNIAL BANK STADIUM: 21,943 | A-State 47, ULL 3



JONESBORO, Ark. (10/19/17) – Justice Hansen accounted for 396 yards of total offense and three touchdowns to lead Arkansas State to a 47-3 victory over the University of Louisiana-Lafayette before a nationally-televised audience on ESPNU.

A-State improves to 4-2, tying the best record in program history through six games as an FBS member, and 3-0 in Sun Belt Conference play. The win marks the seventh-straight home win and also ensures the 13th-straight season with a winning record at Centennial Bank Stadium. The Ragin’ Cajuns fall to 3-4 overall and 2-2 in league play.

Hansen became just the fifth quarterback in Sun Belt Conference history to pass for 275 or more yards (275) while rushing for 100 or more yards (121). Hansen was 23-of-37 passing for 275 yards hitting nine different receivers on the night.

Blake Mack led the receiving core with five receptions for 65 yards while White had five catches for 41 yards. Justin McInnis caught four passes, two of which went for touchdowns, covering 61 yards. On the ground, Hansen had 13 rushes for 121 yards and a touchdown while White had 13 carries for 73 yards. A-State out-gained the Ragin’ Cajuns 571-270, including a 262-91 advantage in the run game.

Defensively, A-State was led by B.J. Edmonds who logged 13 tackles on the night. The Red Wolves had 12 tackles for loss, including five sacks. Ja’Von Rolland Jones was credited with 2.5 sacks giving him 38.0 sacks on his career, tied for the fourth-most in NCAA FBS history.

“I thought we had a great week of work in terms of how we prepare guys physically and our approach to rest, recovery, and you name it and

Score by Quarters	1	2	3	4	Score
Arkansas State	14	20	3	10	47
Louisiana	3	0	0	0	3

Team	Qtr	Time	Scoring play	Pys-Yds	TOP	Score
A-State	1	14:17	Caston 24 yd fumble ret.	-	-	7-0
A-State	1	08:39	Johnston 1 yd run	6-73	2:03	14-0
Louisiana	1	02:10	Artigue 51 yd field goal	8-27	3:19	14-3
A-State	2	14:07	McInnis 44-yd reception	7-80	1:35	21-3
A-State	2	04:59	Hansen 20-yd run	12-80	4:22	27-3
A-State	2	00:01	McInnis 6-yd reception	7-66	0:58	34-3
A-State	3	08:46	Williams 24-yd field goal	8-58	2:35	37-3
A-State	4	12:45	Williams 28-yd field goal	7-70	2:15	40-3
A-State	4	07:10	Mason 10-yd run	8-63	3:30	47-3

TEAM STATISTICS		
	A-STATE	ULL
First Downs	30	17
Net yards rushing	262	91
Net yards passing	309	179
Passes Comp-Att-Int	24-40-0	15-36-1
Total Net Yards	571	270
Fumbles: Number-Lost	1-1	3-1
Penalties: Number-Yards	7-60	6-74
Possession Time	26:05	33:55
Third Down Conversions	5 of 13	4 of 18
Sacks By: Number-Yards	5-33	1-6

INDIVIDUAL STATISTICS		
<b>RUSHING:</b>	Louisiana - Davis, Jordan 9-33; Calais, Raymond 6-27; Hoggins, Darius 8-18; Ragas, Trey 8-17; Wright, Jordan 3-9; Ray, Dion 1-0; Nunez, Andre 6-minus 13. Arkansas State - Hansen, Justice 13-121; White, Johnston 13-73; Mason, Chauncey 5-51; Jones, Jamal 7-30; Bonner, Logan 1-4; McInnis, Justin 1-3; Weh-Weh, Armond 1-0; TEAM 1-minus 2; Foncham, Damon 1-minus 18.	
<b>PASSING:</b>	Louisiana - Davis, Jordan 11-24-0-128; Nunez, Andre 4-11-1-51; Bradley, J. 0-1-0-0. Arkansas State - Hansen, Justice 23-37-0-275; Mason, Chauncey 1-1-0-34; TEAM 0-1-0-0; Bonner, Logan 0-1-0-0.	
<b>RECEIVING:</b>	Louisiana - Jacquet, Mic. 6-55; Jackson, Jarrod 2-17; Bradley, J. 2-16; Malone, Ryheem 1-25; Barnes, Keenan 1-23; Wright, Jordan 1-19; Hoggins, Darius 1-15; Calais, Raymond 1-9. Arkansas State - Mack, Blake 5-65; White, Johnston 5-41; McInnis, Justin 4-61; Bayless, Omar 3-40; Murray, Chris 2-20; Hansen, Justice 1-34; Paschal, Dijon 1-25; Isaac, Javonis 1-10; Jones, Jamal 1-7; Edwards, K. 1-6.	
<b>INTERCEPTIONS:</b>	Louisiana - None. Arkansas State - Johnson, M. 1-0.	
<b>FUMBLES:</b>	Louisiana - Nunez, Andre 1-1; Calais, Raymond 1-0; Ragas, Trey 1-0. Arkansas State - Jones, Jamal 1-1.	

it really shows during a short week,” said A-State head coach Blake Anderson. “You look at our last three Thursday night games they are probably the best three games we have played since we have been here and the kids believed in it. I thought both sides of the staff put good game plans together with the matchup issues we created. We really protected the ball tonight and the pass rush was just ridiculous and made them uncomfortable and we hit people on both sides. Our motto all week was leave no doubt and I thought we did that very thing.”

A defensive score got the Red Wolves off to a quick start. Ja’Von Rolland-Jones sacked the Ragin’ Cajuns quarterback and caused a fumble that was scooped up by Caleb Caston and returned 24 yards for the touchdown. The sack was one of four for the Red Wolves and eight tackles for loss as the A-State defense limited the visitors to 157 total yards in the first half.

A-State scored on the first possession to take a 14-0 lead as Hansen caught a pass to set up the drive. On the second offensive play, Hansen caught a pass from Mason for a gain of 34 yards putting the Red Wolves inside the five-yard line. White finished the drive with a one yard touchdown to make it 14-0 seven minutes into the contest.

The Ragin’ Cajuns got on the board with a 51-yard field goal, but A-State used a 44-yard pass and catch from Hansen to Justin McInnis to gain a 21-3 lead early in the second quarter. Hansen increase the Red Wolves lead to 27-3 with a 20-yard rushing touchdown and found McInnis on a fake spike play with three seconds left in the first half to make it 34-3 at the break.

Sawyer Williams converted two field goals in the second half, from 24 and 28 yards respectively, to increase the A-State lead to 40-3. Chauncey Mason capped the scoring with a 10-yard rushing touchdown with seven minutes to play setting the final score at 47-3. The 44-point margin of victory is the largest in the series that dates back to 1953.

GAME 7

OCT. 28, 2017 | AGGIE MEMORIAL STADIUM: 10,041 | A-State 37, NMSU 21



LAS CRUCES, N.M. (10/28/17) – Justice Hansen set the school record for most touchdown passes in a single season after throwing four touchdowns as Arkansas State won its fourth straight game with a 37-21 victory at New Mexico State.

“We took forever to get going on offense and kept ourselves behind the chains all night long, but at the end of the day we went on the road against a team I think is playing really well and we were able to find a way to get the job done on a night where things didn’t necessarily go the way we had planned at times,” said A-State head coach Blake Anderson. “I’d rather have an ugly win than a pretty loss any day. I really thought our special teams did a really good job. The penalties were brutal for us, but we have to learn from that and move on. It was an ugly team win against a really good football team and we’ll take it. It will make you old, but we will take it.”

Hansen’s four touchdown passes tonight give him 25 on the season, breaking the record of 24 held by Fredi Knighten (2014) and Ryan Aplin (2012). Hansen finished 25-of-40 passing for 297 yards while rushing 16 times for 31 yards. Omar Bayless and Chris Murray each hauled in two touchdowns catches. Bayless had four catches for 73 yards in addition to his two scores while Murray had four receptions for 59 yards.

“Justice made a couple of really big throws late and they were coming from everywhere,” said Anderson. “It was one of those nights where he was frustrated early, but I thought he did a good job of staying calm. We came out after halftime and got back to some basics and got him back on track and talked about limiting the turnovers. I know the turnovers will eat

Score by Quarters	1	2	3	4	Score
Arkansas State	7	0	10	20	37
New Mexico State	0	14	0	7	21

Team	Qtr	Time	Scoring play	Pys-Yds	TOP	Score
A-State	1	01:25	Bayless 21 yd reception	4-50	1:07	7-0
NMSU	2	08:46	Rose III 1 yd run	5-24	2:07	7-7
NMSU	2	00:24	Roberts 3 yd reception	7-84	0:47	7-14
A-State	3	09:12	Williams 44 yd field goal	6-17	1:08	10-14
A-State	3	06:55	Bayless 23 yd reception	7-58	1:26	17-14
NMSU	4	14:56	Rogers 2 yd run	5-78	1:40	17-21
A-State	4	12:15	Murray 12 yd reception	8-65	2:41	24-21
A-State	4	09:16	Murray 37 yd reception	5-71	1:49	30-24
A-State	4	08:02	White 8 yd run	2-9	0:52	37-21

TEAM STATISTICS		
	A-STATE	NMSU
First Downs	27	13
Net yards rushing	120	35
Net yards passing	297	221
Passes Comp-Att-Int	25-40-1	20-40-2
Total Net Yards	417	256
Fumbles: Number-Lost	1-1	0-0
Penalties: Number-Yards	13-126	4-39
Possession Time	31:39	28:21
Third Down Conversions	3 of 14	3 of 17
Sacks By: Number-Yards	7-45	5-31

**INDIVIDUAL STATISTICS**

**RUSHING:** Arkansas State - Hansen, Justice 17-39; Jones, Jamal 7-38; White, Johnston 9-35; Mason, Chauncey 4-13; Bayless, Omar 1-minus 1; TEAM 2-minus 4. NM State - Rose III, Larry 18-55; Huntley, Jason 4-11; Rogers, Tyler 10-minus 31. **PASSING:** Arkansas State - Hansen, Justice 25-40-1-297. NM State - Rogers, Tyler 20-40-2-221. **RECEIVING:** Arkansas State - McInnis, Justin 7-68; Bayless, Omar 4-73; Murray, Chris 4-59; Edwards, K. 4-33; Paschal, Dijon 2-32; Adams Jr., J. 2-17; Mack, Blake 2-15. NM State - Clark, OJ 7-113; Scott, Jaleel 4-61; Hogan, Gregory 3-14; Muse, Anthony 2-22; Huntley, Jason 2-8; Roberts, Bryce 1-3; Rose III, Larry 1-0. **INTERCEPTIONS:** Arkansas State - Gibson, J. 1-61; Edmonds, BJ 1-0. NM State - Lomax, Shamad 1-0. **FUMBLES:** Arkansas State - Hansen, Justice 1-1. NM State-None.

him up all the way home, but overall another really good performance from Justice on a night where we needed it from him.”

A-State (5-2, 4-0 Sun Belt) out-gained New Mexico State (3-5, 1-3 Sun Belt) 417-256, including a 263-107 edge in the second half. Justin Clifton led the Red Wolves defensively with 11 stops while A-State logged 10 tackles for loss, including seven sacks. Ja’Von Rolland-Jones posted eight tackles and 2.5 sacks, giving him 38.5 sacks for his career, second most in NCAA FBS history.

A-State got on the board first with Bayless hauling in a one-handed grab in the back of the end zone. The scoring drive started at midfield and Hansen rushed up the middle for a gain of 12 yards to get the series started. Hansen connected with Jonathan Adams Jr. on back-to-back completions to pick up 17 more yards. Hansen dropped back and hit Bayless down the right side of the field for the 21-yard pass and catch.

New Mexico State scored 14 points in the second quarter to carry a 14-7 advantage to the halftime break. The Aggies scored the second of those two touchdowns with less than a minute to play in the first half.

The Red Wolves scored 10 unanswered points in the third quarter, but the Aggies scored on the first play of the fourth quarter to regain the lead. Sawyer Williams converted a career-long 44-yard field goal to make the score 14-10 with 9:12 showing on the third quarter clock. Hansen connected with Bayless for a second touchdown, this time a 23-yard completion to give A-State a 17-14 lead with 6:55 left in the third quarter.

After the Aggies scored on the first play of the fourth quarter, Hansen completed his third touchdown pass as the Red Wolves reclaimed the lead. Hansen was 4-for-5 on the series and added a 20-yard rush to push A-State inside the red zone. Murry pulled in a 12-yard pass from Hansen for the score as Hansen completed his 24th touchdown pass of the season, tying the single-season program record.

On the next drive, Hansen took ownership of the school record as he teamed up with Murray for the second time on the game and set the single-season school record with 25 touchdown passes. Hansen connected with Murray three times on the scoring drive including the 37-yard touchdown strike. Johnston White added an eight-yard rushing touchdown with eight minutes left to set the score at 37-21 in favor of the Red Wolves.



**GAME 8**

NOV. 11, 2017 | LADD-PEEBLES STADIUM: 17,640 | USA 24, A-STATE 19



Score by Quarters	1	2	3	4	Score
Arkansas State	0	6	6	7	19
South Alabama	10	0	7	7	24

Team	Qtr	Time	Scoring play	Pys-Yds	TOP	Score
South Ala.	1	05:15	Minter 5 yd run	6-29	3:04	0-7
South Ala.	1	00:52	Patterson 46 yd field goal	8-42	3:22	0-10
A-State	2	11:20	Williams 24 yd field goal	13-65	4:32	3-10
A-State	2	09:42	Williams 40 yd field goal	5-5	1:25	6-10
South Ala.	3	01:36	Harris 39 yd reception	6-83	2:16	6-17
A-State	3	00:23	Booker 18 yd reception	4-79	1:13	12-17
South Ala.	4	12:08	Baker 16 yd reception	9-75	3:15	12-24
A-State	4	09:13	Murray 14 yd reception	9-62	2:55	19-24

TEAM STATISTICS		
	A-STATE	USA
First Downs	23	18
Net yards rushing	66	-3
Net yards passing	299	343
Passes Comp-Att-Int	28-45-4	25-46-0
Total Net Yards	365	340
Fumbles: Number-Lost	3-2	3-1
Penalties: Number-Yards	7-40	9-81
Possession Time	27:00	33:00
Third Down Conversions	6 of 15	7 of 20
Sacks By: Number-Yards	3-20	4-25

**INDIVIDUAL STATISTICS**

RUSHING: Arkansas State - Hansen, Justice 18-37; Wand, Warren 7-21; White, Johnston 6-20; Jones, Jamal 1-2; TEAM 1-minus 14. South Alabama - Robinson, Carlos 9-21; Minter, Tra 14-9; TEAM 4-minus 13; Garvin, Cole 5-minus 20. PASSING: Arkansas State - Hansen, Justice 27-44-4-285; Brown, Darveon 1-1-0-14. South Alabama - Garvin, Cole 25-45-0-343; TEAM 0-1-0-0. RECEIVING: Arkansas State - Murray, Chris 7-44; Mack, Blake 5-94; Paschal, Dijon 4-55; McInnis, Justin 3-30; Wand, Warren 3-19; Adams Jr., J. 2-17; Booker, C. 1-18; Hansen, Justice 1-14; Edwards, K. 1-7; Jones, Jamal 1-1. South Alabama - Stanley, Malik 6-60; McCray, Jordan 4-72; Way, Jamarius 3-66; Baker, Kawaan 3-48; Minter, Tra 3-2; Harris, Sam 2-56; Reinkemeyer, A 2-12; Gardner, David 1-22; Francis, Mseiah 1-5. INTERCEPTIONS: Arkansas State - None. South Alabama - Reaves, Jeremy 1-7; Grayer, Sean 1-0; Songy, Darrell 1-0; Moss, Tobias 1-0. FUMBLES: Arkansas State - Hansen, Justice 1-1; TEAM 1-0; Taylor, Blaise 1-1. South Alabama - Garvin, Cole 1-0; Stanley, Malik 1-1; TEAM 1-0.

MOBILE, Ala. (11/11/17) – Arkansas State outgained South Alabama offensively, but had six turnovers, including two in the fourth quarter, to cause the team’s comeback attempt to fall short in a 24-19 loss at Ladd-Peebles Stadium in Mobile, Ala.

The Red Wolves (5-3, 4-1 SBC), trailing 24-19 with just over five minutes remaining in the contest, drove to the South Alabama (4-6, 3-3 SBC) four-yard line with a chance to take the lead. However, quarterback Justice Hansen scrambled and was stripped of the football at the one-yard line by USA’s Bull Barge and it was recovered by the Jaguars in the end zone for a touchback.

A-State received one last chance in regulation after a defensive stand gave the ball back to the visitors with 2:06 showing on the clock. The Red Wolves earned one first down, but a pass from Hansen on the fourth play of the drive found the hands of South Alabama’s Jeremy Reaves for a game-sealing interception to hand the Jags a 24-19 victory.

“It falls on my shoulders because the offense did not play well, which is my job,” A-State head coach Blake Anderson said. “We turned the ball over, still had a chance to win, and turned the ball over again. South Alabama did a great job; its defense is one of the best in the league and has been the last two years. When we needed to run it we couldn’t, then when we needed to throw it we struggled to protect and six turnovers is the story.”

Arkansas State outgained the home team 365-340, but a season-high six turnovers, compared to only one for South Alabama proved to be the difference. Hansen threw for 285 yards and tossed a couple of touchdown passes to give him 10 straight games with multiple scoring throws, but was also picked off four times and fumbled once. Chris Murray registered a game-high seven receptions for 44 yards and a score, while Blake Mack had a team-high 94 yards on five catches.

Hansen was A-State’s leading rusher with 37 yards as the team only

mustered 66 yards on the ground. However, the team’s defense was stout in that regard as the Jaguars had negative three rushing yards, but allowed 343 through the air. B.J. Edmonds tied a career high with 13 tackles, while the team posted 10 tackles-for-loss, its third straight game with double-digit tackles-for-loss. Ronheen Bingham had a career-high two sacks, while Ja’Von Rolland-Jones secured his team-best ninth sack of the season.

The Red Wolves were sloppy in the first quarter with three turnovers, including two interceptions, the first of which set South Alabama up with a short field at the A-State 29-yard line. The visitors forced the Jaguars to a 4th-and-1 play from the five-yard line, but Tra Minter punched it into the end zone for a 7-0 edge for USA. The Jags would add on a 46-yard field goal late in the opening frame after another interception thrown by Hansen to go in front 10-0.

Arkansas State scored on back-to-back drives in the second quarter on field goals from Sawyer Williams to make the score 10-6. Neither team had much success throughout the rest of the quarter until South Alabama moved to the A-State one-yard line just before halftime. However, a bad snap on the field-goal attempt kept the score at 10-6 as the teams went to the locker room.

The third quarter was quiet until the Jaguars capped off a six-play, 83-yard drive with a 39-yard touchdown toss from Cole Garvin to Sam Harris to make the score 17-6 with 1:36 remaining in the period. Arkansas State responded quickly with a four-play, 79-yard drive, highlighted by a 50-yard reception by Mack before Hansen found Christian Booker in the end zone for an 18-yard touchdown to set the score at 17-12 after a failed two-point try.

Garvin found Kawaan Baker for a 16-yard touchdown strike to end South Alabama’s first drive of the fourth quarter as the score moved to 24-12 in favor of USA. Once again, A-State rebounded with a scoring drive of its own, this one finished on a 14-yard touchdown reception by Murray, to set the score at 24-19 in favor of South Alabama, which would go on to be the final.



Arkansas State Game Results (as of Nov 12, 2017)  
All games

Date	Opponent	Score	Overall	Conference	Time	Attend
Sep 02, 2017	at Nebraska	L 36-43	0-1	0-0	3:52	90171
Sep 16, 2017	ARKANSAS-PINE BLUFF	W 48-3	1-1	0-0	3:03	24371
Sep 23, 2017	at SMU	L 21-44	1-2	0-0	3:42	23672
* Oct 04, 2017	at Georgia Southern	W 43-25	2-2	1-0	3:31	13781
* Oct 14, 2017	COASTAL CAROLINA	W 51-17	3-2	2-0	3:27	25916
* Oct 19, 2017	LOUISIANA	W 47-3	4-2	3-0	3:41	21943
* Oct 28, 2017	at NM State	W 37-21	5-2	4-0	3:34	10041
* Nov 11, 2017	at South Alabama	L 19-24	5-3	4-1	3:38	17640

## Arkansas State Combined Team Statistics (as of Nov 12, 2017) All games

Date	Opponent	Score	Att.
Sep 02, 201	at Nebraska	L 36-43	90171
Sep 16, 201	ARKANSAS-PINE BLUFF	W 48-3	24371
Sep 23, 201	at SMU	L 21-44	23672
* Oct 04, 201	at Georgia Southern	W 43-25	13781
* Oct 14, 201	COASTAL CAROLINA	W 51-17	25916
* Oct 19, 201	LOUISIANA	W 47-3	21943
* Oct 28, 201	at NM State	W 37-21	10041
* Nov 11, 201	at South Alabama	L 19-24	17640

Record:	Overall	Home	Away	Neutral
All games	5-3	3-0	2-3	0-0
Conference	4-1	2-0	2-1	0-0
Non-Conference	1-2	1-0	0-2	0-0

Team Statistics	A-ST	OPP
FIRST DOWNS	204	164
Rushing	65	69
Passing	121	78
Penalty	18	17
RUSHING YARDAGE	1064	1249
Rushing Attempts	275	337
Average Per Rush	3.9	3.7
Average Per Game	133.0	156.1
TDs Rushing	8	12
PASSING YARDAGE	2562	1862
Comp-Att-Int	208-333-12	133-259-8
Average Per Pass	7.7	7.2
Average Per Catch	12.3	14.0
Average Per Game	320.2	232.8
TDs Passing	28	9
TOTAL OFFENSE	3626	3111
Average Per Play	6.0	5.2
Average Per Game	453.2	388.9
KICK RETURNS: #-Yards	16-336	31-584
PUNT RETURNS: #-Yards	21-313	4-8
INT RETURNS: #-Yards	8-94	12-41
FUMBLES-LOST	14-6	18-7
PENALTIES-Yards	64-535	53-477
PUNTS-AVG	39-42.2	56-41.0
TIME OF POSSESSION/G	26:32	33:28
3RD-DOWN Conversions	43/106	39/127
4TH-DOWN Conversions	1/5	2/8

Rushing	g	att	gain	loss	net	avg	td	lg	avg/g
Wand, Warren	6	56	306	0	306	5.5	4	27	51.0
Hansen, Justice	8	82	442	146	296	3.6	1	33	37.0
White, Johnston	8	56	235	3	232	4.1	2	16	29.0
Jones, Jamal	8	43	206	9	197	4.6	0	18	24.6
Mason, Chauncey	6	14	98	0	98	7.0	1	25	16.3
Weh-Weh, Armond	2	2	12	0	12	6.0	0	12	6.0
Bonner, Logan	4	7	18	7	11	1.6	0	8	2.8
Murray, Chris	8	3	9	6	3	1.0	0	7	0.4
McInnis, Justin	8	1	3	0	3	3.0	0	3	0.4
Bayless, Omar	8	1	0	1	-1	-1.0	0	0	-0.1
Coats, Carson	1	1	0	6	-6	-6.0	0	0	-6.0
Foncham, Damon	8	1	0	18	-18	-18.0	0	0	-2.2
TEAM	5	8	0	69	-69	-8.6	0	0	-13.8
Total	8	275	1329	265	1064	3.9	8	33	133.0
Opponents	8	337	1573	324	1249	3.7	12	74	156.1

Passing	g	effic	comp	att	int	pct	yds	td	lg	avg/g
Hansen, Justice	8	151.91	197	309	11	63.8	2444	27	73	305.5
Bonner, Logan	4	77.05	9	21	1	42.9	70	1	12	17.5
TEAM	5	0.00	0	1	0	0.0	0	0	0	0.0
Brown, Darveon	7	217.60	1	1	0	100.0	14	0	14	2.0
Mason, Chauncey	6	385.60	1	1	0	100.0	34	0	34	5.7
Murray, Chris	8	0.00	0	0	0	0.0	0	0	0	0.0
Total	8	147.63	208	333	12	62.5	2562	28	73	320.2
Opponents	8	117.03	133	259	8	51.4	1862	9	75	232.8

Receiving	g	no.	yds	avg	td	lg	avg/g
Murray, Chris	8	34	470	13.8	7	57	58.8
Mack, Blake	8	34	455	13.4	6	50	56.9
McInnis, Justin	8	26	358	13.8	3	73	44.8
Edwards, K.	8	26	262	10.1	2	38	32.8
Bayless, Omar	8	23	324	14.1	5	37	40.5
Paschal, Dijon	8	18	209	11.6	1	25	26.1
Booker, C.	6	16	208	13.0	3	38	34.7
White, Johnston	8	8	84	10.5	0	31	10.5
Wand, Warren	6	8	52	6.5	0	11	8.7
Adams Jr., J.	7	7	73	10.4	1	23	10.4
Jones, Jamal	8	5	9	1.8	0	7	1.1
Hansen, Justice	8	2	48	24.0	0	34	6.0
Isaac, Javonis	6	1	10	10.0	0	10	1.7
Total	8	208	2562	12.3	28	73	320.2
Opponents	8	133	1862	14.0	9	75	232.8

Field Goals	fg	pct.	01-19	20-29	30-39	40-49	50-99	lg	blk
Williams, S.	11-15	73.3	1-1	4-4	3-7	3-3	0-0	44	0

Scoring	td	fg	PAT				dpx	saf	pts
			kick	rush	rcv	pass			
Williams, S.	-	11-15	33-37	-	-	-	-	-	66
Murray, Chris	7	-	-	-	-	-	-	-	42
Mack, Blake	6	-	-	-	-	-	-	-	36
Bayless, Omar	5	-	-	-	-	-	-	-	30
Wand, Warren	4	-	-	-	-	-	-	-	24
Booker, C.	3	-	-	-	-	-	-	-	18
McInnis, Justin	3	-	-	-	-	-	-	-	18
White, Johnston	2	-	-	-	-	-	-	-	12
Edwards, K.	2	-	-	-	-	-	-	-	12
Taylor, Blaise	1	-	-	-	-	-	-	-	6
Mason, Chauncey	1	-	-	-	-	-	-	-	6
Paschal, Dijon	1	-	-	-	-	-	-	-	6
Caston, Caleb	1	-	-	-	-	-	-	-	6
Hansen, Justice	1	-	-	-	-	0-1	-	-	6
Adams Jr., J.	1	-	-	-	-	-	-	-	6
Jackson, D.	1	-	-	-	-	-	-	-	6
TEAM	-	-	-	-	-	-	1	-	2
Foncham, Damon	-	-	0-1	-	-	-	-	-	0
Total	39	11-15	33-38	-	-	0-1	-	1	302
Opponents	22	8-15	20-21	1-1	-	-	-	1	180

Interceptions	no.	yds	avg	td	lg
Johnson, M.	2	30	15.0	0	30
Edmonds, BJ	1	0	0.0	0	0
Taylor, Blaise	1	0	0.0	0	0
Gibson, J.	1	61	61.0	0	61
Ellis-Brewer, T	1	3	3.0	0	3
Wilson, Kyle	1	0	0.0	0	0
Wagner, Nehemia	1	0	0.0	0	0

Punting	no.	yds	avg	lg	tb	fc	i2050+	blk
Grace, Cody	39	164	42.2	55	0	21	19	8

Punt Returns	no.	yds	avg	td	lg
Taylor, Blaise	21	313	14.9	1	63
Total	21	313	14.9	1	63
Opponents	4	8	2.0	0	4

Kick Returns	no.	yds	avg	td	lg
Adams Jr., J.	7	173	24.7	0	55
Murray, Chris	4	71	17.8	0	21
Mason, Chauncey	3	65	21.7	0	25
Taylor, Blaise	1	15	15.0	0	15
Mack, Blake	1	12	12.0	0	12
Total	16	336	21.0	0	55
Opponents	31	584	18.8	1	99

All Purpose	g	rush	rcv	pr	kr	ir	total	avg/g
Murray, Chris	8	3	470	0	71	0	544	68.0
Mack, Blake	8	0	455	0	12	0	467	58.4
McInnis, Justi	8	3	358	0	0	0	361	45.1
Wand, Warre	6	306	52	0	0	0	358	59.7
Hansen, Justi	8	296	48	0	0	0	344	43.0
Total	8	1064	2562	313	336	94	4369	546.1
Opponents	8	1249	1862	8	584	41	3744	468.0

Total Offense	g	plays	rush	pass	total	avg/g
Hansen, Justice	8	391	296	2444	2740	342.5
Wand, Warren	6	56	306	0	306	51.0
White, Johnston	8	56	232	0	232	29.0
Jones, Jamal	8	43	197	0	197	24.6
Mason, Chauncey	6	15	98	34	132	22.0
Total	8	608	1064	2562	3626	453.2
Opponents	8	596	1249	1862	3111	388.9

Score by Quarters	1st	2nd	3rd	4th	OT	Total
-------------------	-----	-----	-----	-----	----	-------

Arkansas State Overall Team Statistics (as of Nov 12, 2017)  
All games

Team Statistics	A-ST	OPP
SCORING	302	180
Points Per Game	37.8	22.5
FIRST DOWNS	204	164
Rushing	65	69
Passing	121	78
Penalty	18	17
RUSHING YARDAGE	1064	1249
Yards gained rushing	1329	1573
Yards lost rushing	265	324
Rushing Attempts	275	337
Average Per Rush	3.9	3.7
Average Per Game	133.0	156.1
TDs Rushing	8	12
PASSING YARDAGE	2562	1862
Comp-Att-Int	208-333-12	133-259-8
Average Per Pass	7.7	7.2
Average Per Catch	12.3	14.0
Average Per Game	320.2	232.8
TDs Passing	28	9
TOTAL OFFENSE	3626	3111
Total Plays	608	596
Average Per Play	6.0	5.2
Average Per Game	453.2	388.9
KICK RETURNS: #-Yards	16-336	31-584
PUNT RETURNS: #-Yards	21-313	4-8
INT RETURNS: #-Yards	8-94	12-41
KICK RETURN AVERAGE	21.0	18.8
PUNT RETURN AVERAGE	14.9	2.0
INT RETURN AVERAGE	11.8	3.4
FUMBLES-LOST	14-6	18-7
PENALTIES-Yards	64-535	53-477
Average Per Game	66.9	59.6
PUNTS-Yards	39-1646	56-2298
Average Per Punt	42.2	41.0
Net punt average	42.0	34.7
KICKOFFS-Yards	57-3373	37-2268
Average Per Kick	59.2	61.3
Net kick average	41.5	40.1
TIME OF POSSESSION/Game	26:32	33:28
3RD-DOWN Conversions	43/106	39/127
3rd-Down Pct	41%	31%
4TH-DOWN Conversions	1/5	2/8
4th-Down Pct	20%	25%
SACKS BY-Yards	29-182	20-113
MISC YARDS	0	0
TOUCHDOWNS SCORED	39	22
FIELD GOALS-ATTEMPTS	11-15	8-15
ON-SIDE KICKS	1-1	0-2
RED-ZONE SCORES	(29-39) 74%	(18-24) 75%
RED-ZONE TOUCHDOWNS	(21-39) 54%	(13-24) 54%
PAT-ATTEMPTS	(33-38) 87%	(20-21) 95%
ATTENDANCE	72230	155305
Games/Avg Per Game	3/24077	5/31061
Neutral Site Games		0/0

Score by Quarters	1st	2nd	3rd	4th	OT	Total
Arkansas State	72	74	71	85	0	302
Opponents	40	71	21	48	0	180



Arkansas State Overall Defensive Statistics (as of Nov 12, 2017)  
All games

#	Defensive Leaders	gp	Tackles				tfl/yds	Sacks	Pass defense			Fumbles	blkd	
			ua	a	tot	no-yds		int-yds	brup	qbh	rcv-yds	ff	kick	saf
3	Edmonds, BJ	8	36	28	64	0.5-5	.	1-0	2	.	.	.	.	.
15	Wilson, Kyle	8	32	31	63	5.0-15	1.0-7	1-0	.	3	.	1	.	.
10	Clifton, Justin	8	32	14	46	3.0-8	.	.	10	.	.	.	.	.
11	Rolland-Jones	8	20	16	36	11.5-65	9.0-58	.	1	4	.	2	.	.
26	Ellis-Brewer, T	8	20	12	32	3.0-14	.	1-3	2	2	.	1	.	.
34	Jackson, D.	8	14	14	28	2.0-8	.	.	2	.	1-28	1	.	.
54	Caston, Caleb	8	14	11	25	8.5-44	5.0-31	.	.	4	2-60	1	.	.
4	Johnson, M.	8	15	10	25	.	.	2-30	.	.	1-16	.	.	.
1	Taylor, Blaise	8	15	8	23	3.0-7	.	1-0	8	.	1-0	1	.	.
12	Martin, Kyle	7	14	7	21	1.0-1	.	.	1	.	.	.	.	.
23	Bingham, R.	8	9	9	18	6.5-39	4.5-31	.	.	4	.	1	.	.
87	Carbonell, J.	8	4	14	18	0.5-2	0.5-2	.	.	.	.	.	.	.
6	Gibson, J.	7	5	9	14	.	.	1-61	2	.	.	.	.	.
22	Bonner, Caleb	8	5	8	13	.	.	.	.	.	.	.	.	.
45	Howard, C.	8	8	5	13	5.5-18	3.0-12	.	.	1	.	.	.	.
2	Wagner, Nehemia	8	8	3	11	.	.	1-0	3	.	.	.	.	.
40	Turnage, Antwon	6	6	5	11	1.5-12	.	.	.	.	.	.	.	.
31	Chandler, J.	8	7	4	11	2.0-5	1.0-4	.	.	.	.	.	.	.
94	Moreton, Hunter	8	5	6	11	3.0-14	2.0-13	.	.	.	1-4	.	.	.
91	Ransom, Donovan	8	4	5	9	.	.	.	.	1	.	.	.	.
25	Liner, Dee	7	3	5	8	1.5-5	.	.	.	1	.	.	.	.
52	Harris, T.J.	8	2	6	8	.	.	.	.	.	.	.	.	.
27	Medley, Demari	7	5	3	8	.	.	.	.	.	.	.	.	.
98	Thomas, C.	7	4	3	7	2.0-14	2.0-14	.	.	.	.	.	.	.
39	Emory, Dajon	7	4	3	7	1.5-2	.	.	.	2	.	.	.	.
90	Curry, Josh	4	4	3	7	2.5-15	.	.	.	.	.	.	.	.
50	Bradley-King, W	4	2	5	7	2.0-13	1.0-10	.	1	.	.	1	.	.
24	Smith, Jeremy	8	3	4	7	.	.	.	1	.	.	.	.	.
20	Wooden, Larry	6	3	3	6	1.0-1	.	.	1	.	.	.	.	.
33	Riggs, Griffin	7	2	3	5	1.5-8	.	.	.	1	.	.	.	.
14	Murray, Chris	8	4	.	4	.	.	.	.	.	.	.	.	.
99	Adams, Tony	7	2	2	4	0.5-1	.	.	.	.	.	.	.	.
51	Louis, Kirk	7	1	3	4	.	.	.	.	.	.	.	.	.
32	Chambers, T.	4	2	2	4	.	.	.	.	.	1-0	.	.	.
30	White, Johnston	8	1	1	2	.	.	.	.	.	.	.	1	.
7	Cayetano, AJ	4	1	.	1	.	.	.	1	.	.	.	.	.
35	Johnson, Mark	2	.	1	1	.	.	.	.	.	.	.	.	.
38	Williams, S.	8	.	1	1	.	.	.	.	.	.	.	.	.
46	Gallagher, Ben	8	1	.	1	.	.	.	.	.	.	.	.	.
TM	TEAM	5	.	.	.	.	.	.	.	.	.	.	.	1
	Total	8	317	267	584	69-316	29-182	8-94	35	23	7-108	9	1	1
	Opponents	8	324	250	574	39-174	20-113	12-41	36	18	6-0	4	.	1

Arkansas State Overall Individual Statistics (as of Nov 12, 2017)  
All games

Rushing	g	att	gain	loss	net	avg	td	lg	avg/g
Wand, Warren	6	56	306	0	306	5.5	4	27	51.0
Hansen, Justice	8	82	442	146	296	3.6	1	33	37.0
White, Johnston	8	56	235	3	232	4.1	2	16	29.0
Jones, Jamal	8	43	206	9	197	4.6	0	18	24.6
Mason, Chauncey	6	14	98	0	98	7.0	1	25	16.3
Weh-Weh, Armond	2	2	12	0	12	6.0	0	12	6.0
Bonner, Logan	4	7	18	7	11	1.6	0	8	2.8
Murray, Chris	8	3	9	6	3	1.0	0	7	0.4
McInnis, Justin	8	1	3	0	3	3.0	0	3	0.4
Bayless, Omar	8	1	0	1	-1	-1.0	0	0	-0.1
Coats, Carson	1	1	0	6	-6	-6.0	0	0	-6.0
Foncham, Damon	8	1	0	18	-18	-18.0	0	0	-2.2
TEAM	5	8	0	69	-69	-8.6	0	0	-13.8
Total	8	275	1329	265	1064	3.9	8	33	133.0
Opponents	8	337	1573	324	1249	3.7	12	74	156.1

Passing	g	effic	comp	att	in	pct	yds	td	lg	avg/g
Hansen, Justice	8	151.91	197	309	11	63.8	2444	27	73	305.5
Bonner, Logan	4	77.05	9	21	1	42.9	70	1	12	17.5
TEAM	5	0.00	0	1	0	0.0	0	0	0	0.0
Mason, Chauncey	6	385.60	1	1	0	100.	34	0	34	5.7
Brown, Darveon	7	217.60	1	1	0	100.	14	0	14	2.0
Murray, Chris	8	0.00	0	0	0	0.0	0	0	0	0.0
Total	8	147.63	208	333	12	62.5	2562	28	73	320.2
Opponents	8	117.03	133	259	8	51.4	1862	9	75	232.8

Receiving	g	no.	yds	avg	td	lg	avg/g
Murray, Chris	8	34	470	13.8	7	57	58.8
Mack, Blake	8	34	455	13.4	6	50	56.9
McInnis, Justin	8	26	358	13.8	3	73	44.8
Edwards, K.	8	26	262	10.1	2	38	32.8
Bayless, Omar	8	23	324	14.1	5	37	40.5
Paschal, Dijon	8	18	209	11.6	1	25	26.1
Booker, C.	6	16	208	13.0	3	38	34.7
White, Johnston	8	8	84	10.5	0	31	10.5
Wand, Warren	6	8	52	6.5	0	11	8.7
Adams Jr., J.	7	7	73	10.4	1	23	10.4
Jones, Jamal	8	5	9	1.8	0	7	1.1
Hansen, Justice	8	2	48	24.0	0	34	6.0
Isaac, Javonis	6	1	10	10.0	0	10	1.7
Total	8	208	2562	12.3	28	73	320.2
Opponents	8	133	1862	14.0	9	75	232.8

Punt Returns	no.	yds	avg	td	lg
Taylor, Blaise	21	313	14.9	1	63
Total	21	313	14.9	1	63
Opponents	4	8	2.0	0	4

Interceptions	no.	yds	avg	td	lg
Johnson, M.	2	30	15.0	0	30
Wagner, Nehemia	1	0	0.0	0	0
Ellis-Brewer, T	1	3	3.0	0	3
Taylor, Blaise	1	0	0.0	0	0
Edmonds, BJ	1	0	0.0	0	0
Wilson, Kyle	1	0	0.0	0	0
Gibson, J.	1	61	61.0	0	61
Total	8	94	11.8	0	61
Opponents	12	41	3.4	0	25

Kick Returns	no.	yds	avg	td	lg
Adams Jr., J.	7	173	24.7	0	55
Murray, Chris	4	71	17.8	0	21
Mason, Chauncey	3	65	21.7	0	25
Mack, Blake	1	12	12.0	0	12
Taylor, Blaise	1	15	15.0	0	15
Total	16	336	21.0	0	55
Opponents	31	584	18.8	1	99

Fumble Returns	no.	yds	avg	td	lg
Caston, Caleb	2	60	30.0	1	36
Jackson, D.	1	28	28.0	1	28
Johnson, M.	1	16	16.0	0	16
Moreton, Hunter	1	4	4.0	0	4
Total	5	108	21.6	2	36
Opponents	0	0	0.0	0	0

Arkansas State Overall Individual Statistics (as of Nov 12, 2017)  
All games

Scoring	td	fg	PAT				dx	saf	pts
			kick	rush	rcv	pass			
Williams, S.	-	11-15	33-37	-	-	-	-	66	
Murray, Chris	7	-	-	-	-	-	-	42	
Mack, Blake	6	-	-	-	-	-	-	36	
Bayless, Omar	5	-	-	-	-	-	-	30	
Wand, Warren	4	-	-	-	-	-	-	24	
McInnis, Justin	3	-	-	-	-	-	-	18	
Booker, C.	3	-	-	-	-	-	-	18	
Edwards, K.	2	-	-	-	-	-	-	12	
White, Johnston	2	-	-	-	-	-	-	12	
Adams Jr., J.	1	-	-	-	-	-	-	6	
Paschal, Dijon	1	-	-	-	-	-	-	6	
Hansen, Justice	1	-	-	-	-	0-1	-	6	
Taylor, Blaise	1	-	-	-	-	-	-	6	
Mason, Chauncey	1	-	-	-	-	-	-	6	
Jackson, D.	1	-	-	-	-	-	-	6	
Caston, Caleb	1	-	-	-	-	-	-	6	
TEAM	-	-	-	-	-	-	1	2	
Foncham, Damon	-	-	0-1	-	-	-	-	0	
Total	39	11-15	33-38	-	-	0-1	-	1 302	
Opponents	22	8-15	20-21	1-1	-	-	-	1 180	

Total Offense	g	plays	rush	pass	total	avg/g
Hansen, Justice	8	391	296	2444	2740	342.5
Wand, Warren	6	56	306	0	306	51.0
White, Johnston	8	56	232	0	232	29.0
Jones, Jamal	8	43	197	0	197	24.6
Mason, Chauncey	6	15	98	34	132	22.0
Bonner, Logan	4	28	11	70	81	20.2
Brown, Darveon	7	1	0	14	14	2.0
Weh-Weh, Armond	2	2	12	0	12	6.0
McInnis, Justin	8	1	3	0	3	0.4
Murray, Chris	8	3	3	0	3	0.4
Bayless, Omar	8	1	-1	0	-1	-0.1
Coats, Carson	1	1	-6	0	-6	-6.0
Foncham, Damon	8	1	-18	0	-18	-2.2
TEAM	5	9	-69	0	-69	-13.8
Total	8	608	1064	2562	3626	453.2
Opponents	8	596	1249	1862	3111	388.9

Field Goals	fg	pct.	01-19	20-29	30-39	40-49	50-99	lg	blk
Williams, S.	11-15	73.3	1-1	4-4	3-7	3-3	0-0	44	0
FG Sequence	Arkansas State								
Nebraska	(39),(31)							(21),(41)	
Arkansas-Pine Bluf	36							41,(30),54	
SMU	-							(19),42	
Georgia Southern	(43)							(27),37	
Coastal Carolina	(17),(22),(34)							25,49,(37)	
Louisiana	37,(24),(28)							(51),49	
NM State	(44),39							-	
South Alabama	(24),(40),32							(46)	

Punting	no.	yds	avg	lg	tb	fc	i2050+	blk
Grace, Cody	39	164	42.2	55	0	21	19	8 0
Total	39	164	42.2	55	0	21	19	8 0
Opponents	56	229	41.0	60	2	11	17	13 1
Kickoffs	no.	yds	avg	tb	ob	retn	net	ydIn
Williams, S.	57	337	59.2	17	3			
Total	57	337	59.2	17	3	18	8	41.5 23
Opponents	37	226	61.3	18	3	21	0	40.1 24

Numbers in (parentheses) indicate field goal was made.

Arkansas State Overall Individual Statistics (as of Nov 12, 2017)  
All games

All Purpose	g	rush	rcv	pr	kr	ir	total	avg/g
Murray, Chris	8	3	470	0	71	0	544	68.0
Mack, Blake	8	0	455	0	12	0	467	58.4
McInnis, Justi	8	3	358	0	0	0	361	45.1
Wand, Warre	6	306	52	0	0	0	358	59.7
Hansen, Justi	8	296	48	0	0	0	344	43.0
Taylor, Blaise	8	0	0	313	15	0	328	41.0
Bayless, Om	8	-1	324	0	0	0	323	40.4
White, Johnst	8	232	84	0	0	0	316	39.5
Edwards, K.	8	0	262	0	0	0	262	32.8
Adams Jr., J.	7	0	73	0	173	0	246	35.1
Paschal, Dijo	8	0	209	0	0	0	209	26.1
Booker, C.	6	0	208	0	0	0	208	34.7
Jones, Jamal	8	197	9	0	0	0	206	25.8
Mason, Chau	6	98	0	0	65	0	163	27.2
Gibson, J.	7	0	0	0	0	61	61	8.7
Johnson, M.	8	0	0	0	0	30	30	3.8
Weh-Weh, Ar	2	12	0	0	0	0	12	6.0
Bonner, Loga	4	11	0	0	0	0	11	2.8
Isaac, Javoni	6	0	10	0	0	0	10	1.7
Ellis-Brewer,	8	0	0	0	0	3	3	0.4
Coats, Carso	1	-6	0	0	0	0	-6	-6.0
Foncham, Da	8	-18	0	0	0	0	-18	-2.2
TEAM	5	-69	0	0	0	0	-69	-13.8
Total	8	1064	2562	313	336	94	4369	546.1
Opponents	8	1249	1862	8	584	41	3744	468.0



Arkansas State Passing Game-by-Game (as of Nov 12, 2017)  
All games

#5B Hansen, Justice	Comp	Att	Int	Pct	Yards	TD	Long	Sacked	Effic
Nebraska	46	68	2	67.6	415	3	38	1-5	127.59
Arkansas-Pine Bluff	24	31	0	77.4	336	5	73	2-12	221.69
SMU	16	26	0	61.5	234	2	36	2-8	162.52
Georgia Southern	12	26	4	46.2	316	4	57	2-12	168.25
Coastal Carolina	24	37	0	64.9	286	5	32	1-3	174.39
Louisiana	23	37	0	62.2	275	2	44	1-6	142.43
NM State	25	40	1	62.5	297	4	37	5-31	152.87
South Alabama	27	44	4	61.4	285	2	50	4-25	112.59
TOTALS	197	309	11	63.8	2444	27	73	18-102	151.91

#2Q Bonner, Logan	Comp	Att	Int	Pct	Yards	TD	Long	Sacked	Effic
Arkansas-Pine Bluff	2	3	0	66.7	20	1	11	1-5	232.67
SMU	7	17	1	41.2	50	0	12	0-0	54.12
Louisiana	0	1	0	0.0	0	0	0	0-0	0.00
TOTALS	9	21	1	42.9	70	1	12	1-5	77.05

#17 Brown, Darveon	Comp	Att	Int	Pct	Yards	TD	Long	Sacked	Effic
South Alabama	1	1	0	100.0	14	0	14	0-0	217.60
TOTALS	1	1	0	100.0	14	0	14	0-0	217.60

#8 Mason, Chauncey	Comp	Att	Int	Pct	Yards	TD	Long	Sacked	Effic
Louisiana	1	1	0	100.0	34	0	34	0-0	385.60
TOTALS	1	1	0	100.0	34	0	34	0-0	385.60

#TM TEAM	Comp	Att	Int	Pct	Yards	TD	Long	Sacked	Effic
Louisiana	0	1	0	0.0	0	0	0	0-0	0.00
TOTALS	0	1	0	0.0	0	0	0	0-0	0.00

Arkansas State Rushing/Receiving Game-by-Game (as of Nov 12, 2017)  
All games

RUSHING	No-Yds/TD	NEB	UAPB	SMU	GS	COAST	LA	NMSU	USA
Wand, Warren RB	56-306/4	12-69/0	9-62/1	14-84/1	11-61/2	3-9/0	DNP	DNP	7-21/0
Hansen, Justice QB	82-296/1	4--3/0	8-4/0	7-36/0	6--6/0	9-68/0	13-121/	17-39/0	18-37/0
White, Johnston RB	56-232/2	-	10-37/0	-	9-32/0	9-35/0	13-73/1	9-35/1	6-20/0
Jones, Jamal RB	43-197/0	4-14/0	4-20/0	5-25/0	5-27/0	10-41/0	7-30/0	7-38/0	1-2/0
Mason, Chauncey RB	14-98/1	-	1-5/0	DNP	DNP	4-29/0	5-51/1	4-13/0	-
Weh-Weh, Armond RB	2-12/0	DNP	1-12/0	DNP	DNP	DNP	1-0/0	DNP	DNP
Bonner, Logan QB	7-11/0	DNP	3-3/0	2-4/0	DNP	1-0/0	1-4/0	DNP	DNP
Murray, Chris WR	3-3/0	1-2/0	-	1--6/0	-	1-7/0	-	-	-
McInnis, Justin WR	1-3/0	-	-	-	-	-	1-3/0	-	-
Bayless, Omar WR	1--1/0	-	-	-	-	-	-	1--1/0	-
Coats, Carson QB	1--6/0	DNP	1--6/0	DNP	DNP	DNP	DNP	DNP	DNP
Foncham, Damon	1--18/0	-	-	-	-	-	1--18/0	-	-
TEAM	8--69/0	-	DNP	DNP	4--49/0	DNP	1--2/0	2--4/0	1--14/0

RECEIVING	No-Yds/TD	NEB	UAPB	SMU	GS	COAST	LA	NMSU	USA
Murray, Chris WR	34-470/7	9-90/1	2-37/0	2--3/0	5-188/2	3-35/1	2-20/0	4-59/2	7-44/1
Mack, Blake TE	34-455/6	5-50/1	3-12/1	5-102/1	3-54/1	6-63/2	5-65/0	2-15/0	5-94/0
McInnis, Justin WR	26-358/3	3-22/0	2-84/1	2-22/0	1-8/0	4-63/0	4-61/2	7-68/0	3-30/0
Bayless, Omar WR	23-324/5	7-42/0	3-50/1	4-72/1	1-37/1	1-10/0	3-40/0	4-73/2	-
Edwards, K. WR	26-262/2	8-100/1	3-19/0	4-36/0	1-29/0	4-32/1	1-6/0	4-33/0	1-7/0
Paschal, Dijon WR	18-209/1	3-23/0	4-29/0	-	-	4-45/1	1-25/0	2-32/0	4-55/0
Booker, C. WR	16-208/3	7-72/0	4-76/2	3-42/0	1-0/0	-	DNP	DNP	1-18/1
White, Johnston RB	8-84/0	-	1-5/0	-	-	2-38/0	5-41/0	-	-
Adams Jr., J. WR	7-73/1	DNP	2-33/1	1-6/0	-	-	-	2-17/0	2-17/0
Wand, Warren RB	8-52/0	2-15/0	2-11/0	1-7/0	-	-	DNP	DNP	3-19/0
Hansen, Justice QB	2-48/0	-	-	-	-	-	1-34/0	-	1-14/0
Isaac, Javonis TE	1-10/0	DNP	-	DNP	-	-	1-10/0	-	-
Jones, Jamal RB	5-9/0	2-1/0	-	1-0/0	-	-	1-7/0	-	1-1/0

Arkansas State Return Stats Game-by-Game (as of Nov 12, 2017)  
All games

PUNT RETURNS	No-Yds	NEB	UAPB	SMU	GS	COAST	LA	NMSU	USA
Taylor, Blaise	21-313	1-63	2-36	2-16	2-1	2-78	-	9-114	3-5

KICK RETURNS	No-Yds	NEB	UAPB	SMU	GS	COAST	LA	NMSU	USA
Adams Jr., J.	7-173	DNP	-	1-16	-	1-19	-	-	5-138
Murray, Chris	4-71	-	-	4-71	-	-	-	-	-
Mason, Chauncey	3-65	2-47	1-18	DNP	DNP	-	-	-	-
Taylor, Blaise	1-15	1-15	-	-	-	-	-	-	-
Mack, Blake	1-12	-	-	-	-	1-12	-	-	-

INT. RETURNS	No-Yds	NEB	UAPB	SMU	GS	COAST	LA	NMSU	USA
Johnson, M.	2-30	-	-	-	1-30	-	1-0	-	-
Wagner, Nehemia	1-0	-	1-0	-	-	-	-	-	-
Gibson, J.	1-61	DNP	-	-	-	-	-	1-61	-
Edmonds, BJ	1-0	-	-	-	-	-	-	1-0	-
Taylor, Blaise	1-0	-	1-0	-	-	-	-	-	-
Ellis-Brewer, T	1-3	-	-	-	1-3	-	-	-	-
Wilson, Kyle	1-0	-	1-0	-	-	-	-	-	-

FUMBLE RETURNS	No-Yds	NEB	UAPB	SMU	GS	COAST	LA	NMSU	USA
Caston, Caleb	2-60	-	-	-	1-36	-	1-24	-	-
Jackson, D.	1-28	-	-	-	-	1-28	-	-	-
Johnson, M.	1-16	-	1-16	-	-	-	-	-	-
Moreton, Hunter	1-4	-	-	-	1-4	-	-	-	-





Arkansas State Tackle For Loss Game-by-Game (as of Nov 12, 2017)  
All games

TACKLES FOR LOSS	UA-A	Total	NEB	UAPB	SMU	GS	COAST	LA	NMSU	USA
Rolland-Jones DE	9-5	11.5	-	-	0.5-3	2.0-13	1.0-6	3.5-17	2.5-16	2.0-10
Caston, Caleb DE	7-3	8.5	1.0-7	0.5-1	2.0-5	1.0-3	-	1.0-7	2.0-14	1.0-7
Bingham, R. DE	5-3	6.5	-	1.5-6	0.5-3	1.0-4	1.0-11	-	0.5-2	2.0-13
Howard, C. DL	5-1	5.5	-	-	-	1.0-1	1.0-3	1.0-2	2.0-11	0.5-1
Wilson, Kyle LB	5-0	5.0	1.0-1	1.0-7	-	-	-	2.0-3	1.0-4	-
Taylor, Blaise DB	3-0	3.0	1.0-1	-	-	1.0-1	1.0-5	-	-	-
Clifton, Justin DB	2-2	3.0	1.0-1	-	-	0.5-2	-	1.0-3	0.5-2	-
Moreton, Hunter DL	3-0	3.0	-	-	1.0-1	-	-	1.0-8	1.0-5	-
Ellis-Brewer, T LB	3-0	3.0	1.0-3	1.0-5	-	-	-	-	-	1.0-6
Curry, Josh DL	2-1	2.5	-	1.5-11	DNP	DNP	-	1.0-4	DNP	DNP
Thomas, C. DL	2-0	2.0	-	1.0-9	1.0-5	-	-	-	DNP	-
Jackson, D. DB	1-2	2.0	-	-	-	-	-	1.0-1	-	1.0-7
Bradley-King, W DE	2-0	2.0	-	-	-	DNP	2.0-13	DNP	DNP	DNP
Chandler, J. DE	2-0	2.0	-	1.0-4	-	-	1.0-1	-	-	-
Emory, Dajon DE	1-1	1.5	-	-	1.0-1	-	-	-	DNP	0.5-1
Riggs, Griffin DE	1-1	1.5	-	0.5-3	-	-	1.0-5	-	-	DNP
Turnage, Antwon LB	1-1	1.5	DNP	-	-	1.5-12	-	DNP	-	-
Liner, Dee DL	1-1	1.5	-	DNP	-	-	-	-	0.5-2	1.0-3
Wooden, Larry DB	1-0	1.0	DNP	1.0-1	-	-	-	-	DNP	-
Martin, Kyle DB	1-0	1.0	-	DNP	-	1.0-1	-	-	-	-
Carbonell, J. DL	0-1	0.5	-	-	-	-	-	0.5-2	-	-
Edmonds, BJ DB	0-1	0.5	-	-	-	-	-	-	-	0.5-5
Adams, Tony DL	0-1	0.5	-	-	-	-	-	-	DNP	0.5-1

Arkansas State Sacks Game-by-Game (as of Nov 12, 2017)  
All games

SACKS	UA-A	Total	NEB	UAPB	SMU	GS	COAST	LA	NMSU	USA
Rolland-Jones DE	8-2	9.0	-	-	-	2.0-13	1.0-6	2.5-16	2.5-16	1.0-7
Caston, Caleb DE	5-0	5.0	1.0-7	-	1.0-3	1.0-3	-	1.0-7	1.0-11	-
Bingham, R. DE	4-1	4.5	-	1.0-5	-	-	1.0-11	-	0.5-2	2.0-13
Howard, C. DL	3-0	3.0	-	-	-	1.0-1	-	-	2.0-11	-
Thomas, C. DL	2-0	2.0	-	1.0-9	1.0-5	-	-	-	DNP	-
Moreton, Hunter DL	2-0	2.0	-	-	-	-	-	1.0-8	1.0-5	-
Chandler, J. DE	1-0	1.0	-	1.0-4	-	-	-	-	-	-
Wilson, Kyle LB	1-0	1.0	-	1.0-7	-	-	-	-	-	-
Bradley-King, W DE	1-0	1.0	-	-	-	DNP	1.0-10	DNP	DNP	DNP
Carbonell, J. DL	0-1	0.5	-	-	-	-	-	0.5-2	-	-

Arkansas State Game Superlatives (as of Nov 12, 2017)  
All games

INDIVIDUAL GAME HIGHS

Rushes	18	Hansen, Justice at South Alabama (Nov 11, 2017)
Yards Rushing	121	Hansen, Justice vs Louisiana (Oct 19, 2017)
TD Rushes	2	Wand, Warren at Georgia Southern (Oct 04, 2017)
Long Rush	33	Hansen, Justice vs Louisiana (Oct 19, 2017)
Pass attempts	68	Hansen, Justice at Nebraska (Sep 02, 2017)
Pass completions	46	Hansen, Justice at Nebraska (Sep 02, 2017)
Yards Passing	415	Hansen, Justice at Nebraska (Sep 02, 2017)
TD Passes	5	Hansen, Justice vs Arkansas-Pine Bluff (Sep 16, 2017)
	5	Hansen, Justice vs Coastal Carolina (Oct 14, 2017)
Long Pass	73	Hansen, Justice vs Arkansas-Pine Bluff (Sep 16, 2017)
Receptions	9	Murray, Chris at Nebraska (Sep 02, 2017)
Yards Receiving	188	Murray, Chris at Georgia Southern (Oct 04, 2017)
TD Receptions	2	Booker, C. vs Arkansas-Pine Bluff (Sep 16, 2017)
	2	Murray, Chris at Georgia Southern (Oct 04, 2017)
	2	Mack, Blake vs Coastal Carolina (Oct 14, 2017)
	2	McInnis, Justin vs Louisiana (Oct 19, 2017)
	2	Bayless, Omar at NM State (Oct 28, 2017)
	2	Murray, Chris at NM State (Oct 28, 2017)
Long Reception	73	McInnis, Justin vs Arkansas-Pine Bluff (Sep 16, 2017)
Field Goals	3	Williams, S. vs Coastal Carolina (Oct 14, 2017)
Long Field Goal	44	Williams, S. at NM State (Oct 28, 2017)
Punts	8	Grace, Cody at NM State (Oct 28, 2017)
Punting Avg	48.7	Grace, Cody vs Coastal Carolina (Oct 14, 2017)
Long Punt	55	Grace, Cody at Nebraska (Sep 02, 2017)
Punts inside 20	5	Grace, Cody at NM State (Oct 28, 2017)
Long Punt Return	63	Taylor, Blaise at Nebraska (Sep 02, 2017)
Long Kickoff Return	55	Adams Jr., J. at South Alabama (Nov 11, 2017)
Tackles	13	Wilson, Kyle at Georgia Southern (Oct 04, 2017)
	13	Edmonds, BJ vs Louisiana (Oct 19, 2017)
	13	Edmonds, BJ at South Alabama (Nov 11, 2017)
Sacks	2.5	Rolland-Jones vs Louisiana (Oct 19, 2017)
	2.5	Rolland-Jones at NM State (Oct 28, 2017)
Tackles For Loss	3.5	Rolland-Jones vs Louisiana (Oct 19, 2017)
Interceptions	1	Taylor, Blaise vs Arkansas-Pine Bluff (Sep 16, 2017)
	1	Wagner, Nehemia vs Arkansas-Pine Bluff (Sep 16, 2017)
	1	Wilson, Kyle vs Arkansas-Pine Bluff (Sep 16, 2017)
	1	Johnson, M. at Georgia Southern (Oct 04, 2017)
	1	Ellis-Brewer, T at Georgia Southern (Oct 04, 2017)
	1	Johnson, M. vs Louisiana (Oct 19, 2017)
	1	Edmonds, BJ at NM State (Oct 28, 2017)
	1	Gibson, J. at NM State (Oct 28, 2017)



Arkansas State Game Superlatives (as of Nov 12, 2017)  
All games

TEAM GAME HIGHS

Rushes	43	vs Louisiana (Oct 19, 2017)
Yards Rushing	262	vs Louisiana (Oct 19, 2017)
Yards Per Rush	6.1	vs Louisiana (Oct 19, 2017)
TD Rushes	3	vs Louisiana (Oct 19, 2017)
Pass attempts	68	at Nebraska (Sep 02, 2017)
Pass completions	46	at Nebraska (Sep 02, 2017)
Yards Passing	415	at Nebraska (Sep 02, 2017)
Yards Per Pass	12.2	at Georgia Southern (Oct 04, 2017)
TD Passes	6	vs Arkansas-Pine Bluff (Sep 16, 2017)
Total Plays	89	at Nebraska (Sep 02, 2017)
Total Offense	571	vs Louisiana (Oct 19, 2017)
Yards Per Play	6.9	vs Arkansas-Pine Bluff (Sep 16, 2017)
Points	51	vs Coastal Carolina (Oct 14, 2017)
Sacks By	7	at NM State (Oct 28, 2017)
First Downs	32	at Nebraska (Sep 02, 2017)
Penalties	13	at NM State (Oct 28, 2017)
Penalty Yards	126	at NM State (Oct 28, 2017)
Turnovers	6	at South Alabama (Nov 11, 2017)
Interceptions By	3	vs Arkansas-Pine Bluff (Sep 16, 2017)
Punts	8	at NM State (Oct 28, 2017)
Punting Avg	48.7	vs Coastal Carolina (Oct 14, 2017)
Long Punt	55	at Nebraska (Sep 02, 2017)
Punts inside 20	5	at NM State (Oct 28, 2017)
Long Punt Return	63	at Nebraska (Sep 02, 2017)

Arkansas State Game Superlatives (as of Nov 12, 2017)  
All games

OPPONENT INDIVIDUAL GAME HIGHS

Rushes	31	Tre Bryant, at Nebraska (Sep 02, 2017)
Yards Rushing	192	Tre Bryant, at Nebraska (Sep 02, 2017)
TD Rushes	2	FREEMAN, Ke'Mon, at SMU (Sep 23, 2017)
Long Rush	74	M. Garrett, at Georgia Southern (Oct 04, 2017)
Pass attempts	45	Garvin, Cole, at South Alabama (Nov 11, 2017)
Pass completions	25	Garvin, Cole, at South Alabama (Nov 11, 2017)
Yards Passing	343	Garvin, Cole, at South Alabama (Nov 11, 2017)
TD Passes	2	Tanner Lee, at Nebraska (Sep 02, 2017)
	2	HICKS, Ben, at SMU (Sep 23, 2017)
	2	Garvin, Cole, at South Alabama (Nov 11, 2017)
Long Pass	75	Patterson,LeEar, vs Arkansas-Pine Bluff (Sep 16, 2017)
Receptions	7	Clark, OJ, at NM State (Oct 28, 2017)
Yards Receiving	131	PROCHE, James, at SMU (Sep 23, 2017)
TD Receptions	2	PROCHE, James, at SMU (Sep 23, 2017)
Long Reception	75	Smith,Orion, vs Arkansas-Pine Bluff (Sep 16, 2017)
Field Goals	2	Drew Brown, at Nebraska (Sep 02, 2017)
Long Field Goal	51	Artigue, Stevie, vs Louisiana (Oct 19, 2017)
Punts	12	Theisler, P., at NM State (Oct 28, 2017)
Punting Avg	44.8	Gillan, Jamie, vs Arkansas-Pine Bluff (Sep 16, 2017)
Long Punt	60	Geraci, Sam, vs Louisiana (Oct 19, 2017)
Punts inside 20	3	C. Lightbourn, at Nebraska (Sep 02, 2017)
	3	SACKVILLE, J., at SMU (Sep 23, 2017)
	3	Geraci, Sam, vs Louisiana (Oct 19, 2017)
Long Punt Return	4	Crayton, Kevin, vs Arkansas-Pine Bluff (Sep 16, 2017)
Long Kickoff Return	99	JD Spielman, at Nebraska (Sep 02, 2017)
Tackles	16	Herrington, D., at NM State (Oct 28, 2017)
Sacks	2.0	T. Phillips, at Georgia Southern (Oct 04, 2017)
Tackles For Loss	3.0	T. Phillips, at Georgia Southern (Oct 04, 2017)
	3.0	Herrington, D., at NM State (Oct 28, 2017)
Interceptions	1	Tyrin Ferguson, at Nebraska (Sep 02, 2017)
	1	Joshua Kalu, at Nebraska (Sep 02, 2017)
	1	WYATT, Jordan, at SMU (Sep 23, 2017)
	1	M. Brinson, at Georgia Southern (Oct 04, 2017)
	1	K. Vildor, at Georgia Southern (Oct 04, 2017)
	1	D. Baker, at Georgia Southern (Oct 04, 2017)
	1	C. DeLaRosa, at Georgia Southern (Oct 04, 2017)
	1	Lomax, Shamad, at NM State (Oct 28, 2017)
	1	Songy, Darrell, at South Alabama (Nov 11, 2017)
	1	Reaves, Jeremy, at South Alabama (Nov 11, 2017)
	1	Grayer, Sean, at South Alabama (Nov 11, 2017)
	1	Moss, Tobias, at South Alabama (Nov 11, 2017)

Arkansas State Game Superlatives (as of Nov 12, 2017)  
All games

OPPONENT TEAM GAME HIGHS

Rushes	63	at Georgia Southern (Oct 04, 2017)
Yards Rushing	337	at Georgia Southern (Oct 04, 2017)
Yards Per Rush	5.9	at Nebraska (Sep 02, 2017)
TD Rushes	4	at SMU (Sep 23, 2017)
Pass attempts	46	at South Alabama (Nov 11, 2017)
Pass completions	25	at South Alabama (Nov 11, 2017)
Yards Passing	343	at South Alabama (Nov 11, 2017)
Yards Per Pass	8.9	at Georgia Southern (Oct 04, 2017)
TD Passes	2	at Nebraska (Sep 02, 2017)
	2	at SMU (Sep 23, 2017)
	2	at South Alabama (Nov 11, 2017)
Total Plays	86	at SMU (Sep 23, 2017)
Total Offense	577	at SMU (Sep 23, 2017)
Yards Per Play	6.7	at SMU (Sep 23, 2017)
Points	44	at SMU (Sep 23, 2017)
Sacks By	5	at NM State (Oct 28, 2017)
First Downs	31	at SMU (Sep 23, 2017)
Penalties	10	at SMU (Sep 23, 2017)
Penalty Yards	90	at SMU (Sep 23, 2017)
Turnovers	5	vs Arkansas-Pine Bluff (Sep 16, 2017)
Interceptions By	4	at Georgia Southern (Oct 04, 2017)
	4	at South Alabama (Nov 11, 2017)
Punts	12	at NM State (Oct 28, 2017)
Punting Avg	44.8	vs Arkansas-Pine Bluff (Sep 16, 2017)
Long Punt	60	vs Louisiana (Oct 19, 2017)
Punts inside 20	3	at Nebraska (Sep 02, 2017)
	3	at SMU (Sep 23, 2017)
	3	vs Louisiana (Oct 19, 2017)
Long Punt Return	4	vs Arkansas-Pine Bluff (Sep 16, 2017)

NCAA Statistics

Arkansas St. - 2017-18 Football Ranking Summary thru games 11/11/2017

Statistic	National Rank	Conference Rank	Value	National Leader	Value	Conference Leader	Value
3rd Down Conversion Pct (129 ranked)	61	5	0.406	Wisconsin	0.520	New Mexico St.	0.457
3rd Down Conversion Pct Defense (129 ranked)	12	1	0.307	Michigan	0.237	Arkansas St.	0.307
4th Down Conversion Pct (129 ranked)	126	10	0.200	Alabama	1.000	Troy	0.647
4th Down Conversion Pct Defense (129 ranked)	5	2	0.250	San Diego St.	0.000	Texas St.	0.222
Blocked Kicks (54 ranked)	54	4	1	Northern Ill.	6	Georgia St. Idaho Texas St.	2 2 2
Blocked Kicks Allowed (127 ranked)	1	1	0	33 teams tied	0	5 teams tied	0
Blocked Punts (15 ranked)	15	1	1	4 teams tied	4	Texas St. Idaho Arkansas St.	1 1 1
Blocked Punts Allowed (129 ranked)	1	1	0	75 teams tied	0	9 teams tied	0
Completion Percentage (129 ranked)	30	3	0.625	Oklahoma	0.722	Georgia St.	0.643
Defensive TDs (35 ranked)	35	1	2	Texas	6	Georgia St. Arkansas St. South Ala.	2 2 2
Fewest Penalties (129 ranked)	81	8	64	Minnesota Georgia Tech	36 36	Texas St.	43
Fewest Penalties Per Game (129 ranked)	122	11	8.00	Minnesota	3.60	Texas St.	4.30
Fewest Penalty Yards (129 ranked)	68	7	535	Georgia Tech Boston College	291 291	Louisiana	365
Fewest Penalty Yards Per Game (129 ranked)	108	10	66.88	Boston College	29.10	Texas St.	38.20
First Downs Defense (129 ranked)	16	1	164	Mississippi St.	132	Arkansas St.	164
First Downs Offense (129 ranked)	66	3	204	Ohio St.	281	Troy	207
Fumbles Lost (129 ranked)	53	4	6	Iowa St.	0	South Ala.	2
Fumbles Recovered (129 ranked)	37	3	7	Bowling Green	15	South Ala.	12
Kickoff Return Defense (129 ranked)	32	1	18.84	New Mexico	13.33	Arkansas St.	18.84
Kickoff Returns (129 ranked)	67	7	21.00	Wyoming	29.06	Troy	28.74
Net Punting (129 ranked)	10	1	42.00	Texas	44.65	Arkansas St.	42.00
Passes Had Intercepted (129 ranked)	109	10	12	Alabama San Diego St.	2 2	Appalachian St. Idaho La.-Monroe	4 4 4
Passes Intercepted (127 ranked)	61	4	8	Fla. Atlantic	18	Appalachian St. New Mexico St.	12 12
Passing Offense (129 ranked)	11	2	320.3	Oklahoma	388.8	New Mexico St.	359.6
Passing Yards Allowed (129 ranked)	77	5	232.8	Air Force	143.1	Troy	212.0
Passing Yards per Completion (129 ranked)	62	5	12.32	Navy	25.37	La.-Monroe	13.93
Punt Return Defense (129 ranked)	4	1	2.00	Ohio St.	0.00	Arkansas St.	2.00
Punt Returns (129 ranked)	10	1	14.90	Washington	21.05	Arkansas St.	14.90
Red Zone Defense (129 ranked)	18	3	0.750	Troy	0.586	Troy	0.586
Red Zone Offense (127 ranked)	114	8	0.744	Georgia	0.974	Louisiana	0.941
Rushing Defense (129 ranked)	56	6	155.6	Wisconsin	81.5	Troy	105.5
Rushing Offense (129 ranked)	100	8	133.0	Navy	369.8	La.-Monroe	194.9
Sacks Allowed (129 ranked)	90	6	2.50	Army West Point	0.10	Appalachian St.	0.80
Scoring Defense (129 ranked)	34	2	22.5	Alabama	11.2	Troy	17.6
Scoring Offense (129 ranked)	16	1	37.8	UCF	48.6	Arkansas St.	37.8
Tackles for Loss Allowed (129 ranked)	28	3	4.88	Missouri	2.70	Troy	4.10
Team Passing Efficiency (129 ranked)	25	3	147.63	Oklahoma	205.15	La.-Monroe	154.10
Team Passing Efficiency Defense (129 ranked)	35	1	117.03	Wisconsin	94.46	Arkansas St.	117.03
Team Sacks (129 ranked)	3	1	3.63	Clemson	3.80	Arkansas St.	3.63
Team Tackles for Loss (129 ranked)	4	1	8.6	Northern Ill.	9.1	Arkansas St.	8.6
Time of Possession (129 ranked)	122	11	26:31	Navy	35:47	Ga. Southern	33:01
Total Defense (129 ranked)	61	3	388.4	Wisconsin	247.6	Troy	317.5
Total Offense (129 ranked)	29	3	453.3	Oklahoma	600.7	La.-Monroe	475.1
Turnover Margin (129 ranked)	94	9	-0.38	Wyoming	1.70	South Ala.	0.70
Turnovers Gained (129 ranked)	58	4	15	Wyoming Washington St.	27 27	South Ala. New Mexico St.	19 19



				Central Mich.	27		
Turnovers Lost (129 ranked)	94	8	18	Alabama	5	Louisiana	10
Winning Percentage (128 ranked)	48	3	0.625	4 teams tied	1.000	Troy	0.800

Statistic	Player	National	Conference	Value	National Leader	Value	Conference	Value
		Rank	Rank				Leader	
All Purpose (200 ranked)					Rashaad Penny, San Diego St.	203.30	Marcus Green, La.-Monroe	152.89
Blocked Kicks (2 ranked)					Justin Lawler, SMU	3		
Combined Kick Returns (200 ranked)	Blaise Taylor Jonathan Adams, Jr.	81 161	8 13	328 173	Michael Walker, Boston College	973	Myles Campbell, Ga. Southern	792
Completion Percentage (105 ranked)	Justice Hansen	27	3	0.638	Baker Mayfield, Oklahoma	0.712	Caleb Evans, La.-Monroe	0.651
Completions Per Game (100 ranked)	Justice Hansen	7	2	24.63	Tyler Rogers, New Mexico St.	29.11	Tyler Rogers, New Mexico St.	29.11
Field Goal Percentage (106 ranked)	Sawyer Williams	62	5	0.733	Dominik Eberle, Utah St.	0.938	Gavin Patterson, South Ala.	0.833
Field Goals Per Game (133 ranked)	Sawyer Williams	35	2	1.38	Matt Gay, Utah	2.20	Gavin Patterson, South Ala.	1.50
Forced Fumbles (48 ranked)	Ja'Von Rolland-Jones	48	4	0.25	Joe Ostman, Central Mich. Anthony Winbush, Ball St.	0.50 0.50	Cedric Wilcots II, New Mexico St.	0.33
Fumbles Recovered (12 ranked)	Caleb Caston	12	1	2	Brian Keyes, UNLV	4	11 players tied	2
Interceptions Per Game (137 ranked)	Michael Johnson	103	10	0.3	Joshua Jackson, Iowa	0.7	Shamad Lomax, New Mexico St.	0.5
Kickoff Return TDs (12 ranked)					Tony Pollard, Memphis Marcus Green, La.-Monroe Isaiah Harper, Old Dominion	3 3 3	Marcus Green, La.-Monroe	3
Kickoff Returns (107 ranked)					Tony Pollard, Memphis	41.1	Marcus Green, La.-Monroe	31.4
Passes Defended (32 ranked)	Justin Clifton	27	2	1.3	Joshua Jackson, Iowa	2.3	Tae Hayes, Appalachian St.	1.4
Passing Efficiency (105 ranked)	Justice Hansen	19	2	151.9	Baker Mayfield, Oklahoma	202.1	Caleb Evans, La.-Monroe	153.3
Passing TDs (145 ranked)	Justice Hansen	8	1	27	Drew Lock, Missouri	35	Justice Hansen, Arkansas St.	27
Passing Yards (130 ranked)	Justice Hansen	30	2	2,444	Mason Rudolph, Oklahoma St.	3,690	Tyler Rogers, New Mexico St.	3,190
Passing Yards Per Game (130 ranked)	Justice Hansen	8	2	305.5	Mason Rudolph, Oklahoma St.	369.0	Tyler Rogers, New Mexico St.	354.4
Passing Yards per Completion (105 ranked)	Justice Hansen	45	4	12.41	Baker Mayfield, Oklahoma	16.71	Taylor Lamb, Appalachian St.	13.60
Points Responsible For (192 ranked)	Justice Hansen Sawyer Williams	15 156	2 9	168 66	J.T. Barrett, Ohio St.	224	Tyler Rogers, New Mexico St.	182
Points Responsible For Per Game (200 ranked)	Justice Hansen Sawyer Williams	7 113	1 8	21.0 8.3	J.T. Barrett, Ohio St.	22.4	Justice Hansen, Arkansas St.	21.0
Punt Return TDs (9 ranked)	Blaise Taylor	9	1	1	Dante Pettis, Washington	4	Blaise Taylor, Arkansas St.	1
Punt Returns (57 ranked)	Blaise Taylor	9	1	14.9	Dante Pettis, Washington	21.7	Blaise Taylor, Arkansas St.	14.9
Punting (105 ranked)	Cody Grace	53	5	42.2	Michael Dickson, Texas	48.6	Cade Coffey, Idaho	45.4
Receiving TDs (172 ranked)	Chris Murray Blake Mack Omar Bayless Christian Booker Justin McInnis	33 49 70 172 172	3 5 7 13 13	7 6 5 3 3	David Sills, West Virginia	18	Penny Hart, Georgia St. Jaleel Scott, New Mexico St.	8 8
Receiving Yards (200 ranked)	Chris Murray Blake Mack	154 175	13 16	470 455	Michael Gallup, Colorado St.	1,298	Penny Hart, Georgia St.	961
Receiving Yards Per Game (200 ranked)	Chris Murray Blake Mack Justin McInnis	89 101 182	8 9 19	58.8 56.9 44.8	Michael Gallup, Colorado St.	118.0	Penny Hart, Georgia St.	106.8
Receptions Per Game (194 ranked)	Blake Mack Chris Murray	97 97	7 7	4.3 4.3	Trey Quinn, SMU	9.6	Penny Hart, Georgia St.	7.2
Rush Yards Per Carry (167 ranked)	Justice Hansen	155	12	3.61	Khalil Tate, Arizona	11.65	Trey Ragas, Louisiana	5.85
Rushing TDs (164 ranked)	Warren Wand	164	10	4	Devin Singletary, Fla. Atlantic	22	Caleb Evans, La.-Monroe	11
Rushing Yards (200 ranked)					Bryce Love, Stanford	1,622	Aaron Duckworth, Idaho	803
Rushing Yards Per Game (200 ranked)	Warren Wand	158	10	51.0	Bryce Love, Stanford	180.2	Aaron Duckworth, Idaho	89.2
Sacks (67 ranked)	Ja'Von Rolland-Jones Caleb Caston Ronheen Bingham	2 39 63	1 3 6	1.13 0.63 0.56	Joe Ostman, Central Mich.	1.25	Ja'Von Rolland-Jones, Arkansas St.	1.13
Scoring (197 ranked)	Sawyer Williams Chris Murray	42 188	1 9	8.3 5.3	Devin Singletary, Fla. Atlantic	13.8	Sawyer Williams, Arkansas St.	8.3
Solo Tackles (48 ranked)					Joe Dineen Jr., Kansas	8.0	Tony Lashley, Idaho	6.3
Tackles For Loss (32 ranked)	Ja'Von Rolland-Jones	16	2	1.4	Bradley Chubb, NC State	2.3	Dalton Herrington, New Mexico St.	1.6
Total Interceptions (43 ranked)					Joshua Jackson, Iowa	7	5 players tied	4
Total Offense (200 ranked)	Justice Hansen	7	2	342.5	Lamar Jackson, Louisville	417.9	Tyler Rogers, New Mexico St.	356.8
Total Points Scored (141 ranked)	Sawyer Williams	78	2	66	Devin Singletary, Fla. Atlantic	138	Gavin Patterson, South Ala.	69
Total Tackles (493 ranked)	B.J. Edmonds Kyle Wilson Justin Clifton	74 93 321	5 7 25	8.0 7.9 5.8	Frank Ginda, San Jose St.	13.8	Dalton Herrington, New Mexico St.	10.7
Total Touchdowns (122 ranked)	Chris Murray	122	5	7	Devin Singletary, Fla. Atlantic	23	Caleb Evans, La.-Monroe	11
Yards per Pass Attempt (105 ranked)	Justice Hansen	34	4	7.91	Baker Mayfield, Oklahoma	11.90	Caleb Evans, La.-Monroe	8.79
Yards per Reception (200 ranked)	Omar Bayless Chris Murray Justin McInnis Blake Mack	132 156 159 188	12 16 17 21	14.09 13.82 13.77 13.38	Aaron Cephus, Rice	25.82	Jamarius Way, South Ala.	17.57

