

DUKE

1991 • 1992 • 2001 • 2010 • 2015

DUKE BASKETBALL | GAME 3

GoDuke.com | @DukeMBB | #HereComesDuke

» 2017-18 SCHEDULE

| DATE | OPPONENT | TIME/RESULT |
|------|-------------------------------------|-------------|
| N 10 | [1/-] ELON (ACCN Extra) | W, 97-68 |
| N 11 | [1/-] UTAH VALLEY (ACCN Extra) | W, 99-69 |
| N 14 | [1/2] vs. Michigan State (ESPN) - 1 | 7:00 PM |
| N 17 | SOUTHERN (RSN) | 7:00 PM |
| N 20 | FURMAN (ACCN Extra) - 2 | 7:00 PM |
| N 23 | vs. Portland State (ESPN) - 3 | 4:30 PM |
| N 24 | vs. Butler/Texas (ESPN) - 3 | TBD |
| N 26 | vs. TBD (ESPN) - 3 | TBD |
| N 29 | at Indiana (ESPN) - 4 | 9:30 PM |
| | | |
| D 2 | SOUTH DAKOTA (ESPN2) | 3:30 PM |
| D 5 | SAINT FRANCIS (PA.) (ESPN) | 9:00 PM |
| D 9 | at Boston College* (ESPN) | Noon |
| D 20 | EVANSVILLE (ESPN2) | 7:00 PM |
| D 30 | FLORIDA STATE* (CBS) | 2:00 PM |
| | | |
| J 6 | at N.C. State* (ESPN) | TBA |
| J 10 | at Pittsburgh* (ESPN2) | 7:00 PM |
| J 13 | WAKE FOREST* (ACCN) | Noon |
| J 15 | at Miami* (ESPN) | 7:00 PM |
| J 20 | PITTSBURGH* (ACCN) | 4:00 PM |
| J 23 | at Wake Forest* (ACCN Extra) | 9:00 PM |
| J 27 | VIRGINIA* (CBS) | 2:00 PM |
| J 29 | NOTRE DAME* (ESPN) | 7:00 PM |
| | | |
| F 3 | at St. John's (FOX) - 5 | Noon |
| F 8 | at North Carolina* (ESPN/ACCN) | 8:00 PM |
| F 11 | at Georgia Tech* (ESPN) | 6:00 PM |
| F 14 | VIRGINIA TECH* (ESPN2) | 7:00 PM |
| F 18 | at Clemson* (ACCN) | 1:00 PM |
| F 21 | LOUISVILLE* (ESPN) | 9:00 PM |
| F 24 | SYRACUSE* (ESPN) | TBA |
| F 26 | at Virginia Tech* (ESPN) | 7:00 PM |
| | | |
| M 3 | NORTH CAROLINA* (ESPN) | 8:15 PM |

1 - State Farm Champions Classic (Chicago, Ill.); 2 - PK80 (Durham, N.C.); 3 - PK80 (Portland, Ore.); 4 - ACC/Big Ten Challenge; 5 - The Garf (New York, N.Y.); 6 - ACC Tournament (Brooklyn, N.Y.)

* denotes ACC game

[] - denotes Duke/opponent AP ranking at time of game

[2/2] MICHIGAN ST. SPARTANS (1-0) vs. [1/1] DUKE BLUE DEVILS (2-0)

NOV. 14 | UNITED CENTER | CHICAGO, ILL. | 7:00 P.M.



VS.



Head Coach: Tom Izzo (Northern Michigan '77)
 Career Record: 545-220 (23rd season)
 Record at Michigan State: 545-220 (23rd season)

Head Coach: Mike Krzyzewski (Army '69)
 Career Record: 1,073-330 (43rd season)
 Record at Duke: 1,000-271 (38th season)

» THE SERIES

Overall: 14th meeting; Duke leads, 11-2
 In Durham: Duke leads 3-0
 In East Lansing: Duke leads 1-0
 At neutral sites: Duke leads 7-2
 Current streak: Duke, W6
 Coach K vs. Michigan State: Duke leads, 11-1

» MEDIA INFORMATION

TV: ESPN (Shulman/Bilas/Taylor)
 WatchESPN link: http://www.espn.com/watch/_/id/3161273/duke-vs-michigan-state-m-basketball
 Radio: Blue Devil IMG Sports Network (Schumate/Roth)
 National Radio: ESPN Radio (Kestecher/Valvano)
 Sirius/XM: Channel 84 (MSU broadcast)



» Marvin Bagley III is the first Duke freshman with double-doubles in each of his first two games. His 49 points through the first two games matches the Duke freshman record.

» TRENDING


- » Duke opened its 2017-18 season with a pair of wins Friday and Saturday, and now turns its attention to Michigan State for a showdown of No. 1 vs. No. 2 Tuesday in Chicago.
- » The Blue Devils are 3-3 in the State Farms Champions Classic, including a 2-0 mark versus the Spartans.
- » The game marks the 42nd time since 1949 that AP No. 1 faces No. 2, with the No. 1 team holding a 21-20 edge. Duke is 3-2 as the No. 1 playing against the No. 2.
- » Saturday, head coach Mike Krzyzewski picked up his 1,000th career win at Duke. His career record at Duke improved to 1,000-271 in this, his 38th season.
- » Freshman forward Marvin Bagley III became Duke's first freshman to post double-doubles in each of his first two collegiate games. The rookie also matched the Duke record held by Jabari Parker for most points by a freshman over the first two games of a career (49).
- » Through two games, freshman guard Trevon Duval has 20 assists against just one turnover. He shattered a Duke record set by Chris Duhon in 2000 for most assists through the first two games of a career (12).
- » Duke will play its 152nd game as the No. 1 team in the AP poll since 1998. That figure is 72 more games than the next closest school (Kentucky) during that time frame.
- » Coach K is 11-1 in his career versus Michigan State; and Duke is 6-2 all-time when playing in the United Center.

» HOW THEY STACK UP (2017-18 STATISTICS)



| 98.0 | .574 | .250 | .781 | 68.0 | .348 | .379 | +23.0 | 22.0 | 1.0 | 10.0 | 12.0 | 21.0 |
|--------|------|------|------|-----------------|-------------|--------------|----------------|---------|--------------|--------|--------|-------|
| POINTS | FG% | 3FG% | FT% | SCORING DEFENSE | FG% DEFENSE | 3FG% DEFENSE | REBOUND MARGIN | ASSISTS | AST-TO RATIO | BLOCKS | STEALS | FOULS |
| 98.0 | .544 | .458 | .500 | 68.5 | .385 | .345 | +10.5 | 23.5 | 2.0 | 5.0 | 10.5 | 16.0 |

» TV/RADIO ROSTER




1 | Trevon Duval
G | Fr. | 6-3 | 186
New Castle, Del.



2 | Gary Trent, Jr.
G | Fr. | 6-6 | 209
Columbus, Ohio



3 | Grayson Allen
G | Sr. | 6-5 | 205
Jacksonville, Fla.



5 | Jordan Tucker
F | Fr. | 6-7 | 212
White Plains, N.Y.



12 | Javin DeLaurier
F | So. | 6-10 | 231
Shipman, Va.



14 | Jordan Goldwire
G | Fr. | 6-2 | 172
Norcross, Ga.



15 | Alex O'Connell
G | Fr. | 6-6 | 171
Roswell, Ga.



20 | Marques Bolden
C | So. | 6-11 | 246
DeSoto, Texas



30 | Antonio Vrankovic
C | Jr. | 7-0 | 269
Zagreb, Croatia



34 | Wendell Carter, Jr.
F | Fr. | 6-10 | 259
Atlanta, Ga.



35 | Marvin Bagley III
F | Fr. | 6-11 | 234
Phoenix, Ariz.



41 | Jack White
F | So. | 6-7 | 226
Traralgon, Victoria, Australia



50 | Justin Robinson
F | So. | 6-9 | 198
San Antonio, Texas



51 | Mike Buckmire
G | Fr. | 6-2 | 172
Blue Bell, Pa.



53 | Brennan Besser
G | Jr. | 6-5 | 190
Chicago, Ill.

» DUKE BY THE NUMBERS

| | |
|--|--------------------------------------|
| Seasons of Men's Basketball | 113th |
| Total Games | 2,990 |
| Duke all-time record | 2,117-873 |
| Duke all-time ACC record (regular season only) | 622-312 |
| Duke under Coach K | 1,000-271 |
| Duke record in Cameron Indoor Stadium | 864-158 |
| ACC Championships | 20 (last in 2017) |
| NCAA Tournament Appearances | 41 (last in 2017) |
| NIT Postseason Appearances | 5 (last in 1981) |
| 20+ Win Seasons | 52 (last in 2017) |
| 30+ Win Seasons | 14 (last in 2015) |
| AP Top 10 Finishes | 36 (last in 2017) |
| AP No. 1 Finishes | 7 (last in 2006) |
| Years Ranked No. 1 in the country (AP only) | 21 (last in 2018) |
| Overtime Games | 125 (68-57) |
| Duke 100-Point Games | 185 (180-5) |
| National Players of the Year | 11 honors / 9 players (last in 2006) |
| National Defensive Players of the Year | 9 honors / 6 players (last in 2006) |
| National Freshman of the Year | 3 (last in 2015) |
| All-American Honors | 67 (last in 2017) |
| Academic All-American Honors | 20 (last in 2016) |
| Freshman All-Americans | 3 (last in 2016) |
| ACC Players of the Year | 15 (last in 2015) |

» NUMERICAL ROSTER

| # | NAME | POS | HT | WT | CL | HOMETOWN |
|----|---------------------|-----|------|-----|-----|--------------------------------|
| 1 | Trevon Duval | G | 6-3 | 186 | Fr. | New Castle, Del. |
| 2 | Gary Trent, Jr. | G | 6-6 | 209 | Fr. | Columbus, Ohio |
| 3 | Grayson Allen | G | 6-5 | 205 | Sr. | Jacksonville, Fla. |
| 5 | Jordan Tucker | F | 6-7 | 212 | Fr. | White Plains, N.Y. |
| 12 | Javin DeLaurier | F | 6-10 | 231 | So. | Shipman, Va. |
| 14 | Jordan Goldwire | G | 6-2 | 172 | Fr. | Norcross, Ga. |
| 15 | Alex O'Connell | G | 6-6 | 171 | Fr. | Roswell, Ga. |
| 20 | Marques Bolden | C | 6-11 | 246 | So. | DeSoto, Texas |
| 30 | Antonio Vrankovic | C | 7-0 | 269 | Jr. | Zagreb, Croatia |
| 34 | Wendell Carter, Jr. | F | 6-10 | 259 | Fr. | Atlanta, Ga. |
| 35 | Marvin Bagley III | F | 6-11 | 234 | Fr. | Phoenix, Ariz. |
| 41 | Jack White | F | 6-7 | 226 | So. | Traralgon, Victoria, Australia |
| 50 | Justin Robinson | F | 6-9 | 198 | So. | San Antonio, Texas |
| 51 | Mike Buckmire | G | 6-2 | 172 | Fr. | Blue Bell, Pa. |
| 53 | Brennan Besser | G | 6-5 | 190 | Jr. | Chicago, Ill. |

» PRONUNCIATION GUIDE

| | |
|---------------------|----------------|
| MARQUES Bolden | Mar-KWEESE |
| WENDELL Carter, Jr. | Wen-DELL |
| Javin DELAURIER | Duh-lauri-eh |
| TREVON Duval | Trey-VON |
| Mike KRZYZEWSKI | Sha-shef-skee |
| Antonio VRANKOVIC | Vran-koe-vitch |

» RECORD BY STARTING LINEUP

| | |
|---|-----|
| Duval, Allen, Trent, Jr., Carter, Jr., Bagley III | 2-0 |
|---|-----|

» TEAM NOTES

113TH SEASON OF BASKETBALL

- » The 2017-18 campaign marks the 113th season of Duke Basketball. The Blue Devils have compiled a 2,117-873 all-time record to rank fourth all-time in victories.
- » Only Kentucky (2,239), Kansas (2,218) and North Carolina (2,207) have more all-time wins than Duke.
- » Duke's all-time .708 winning percentage is also the fourth-best in NCAA history, behind only Kentucky (.765), North Carolina (.739) and Kansas (.725).

NUMBER 1 AGAIN

- » Duke enters the 2017-18 season as the No. 1 team in both the Associated Press and USA Today Coaches polls.
- » This is now the 21st time in the past 33 seasons that Duke has reached No. 1 in either poll at some point in a year.
- » The program has now been ranked No. 1 by the AP in a total of 21 seasons, including 13 of the last 20 years.
- » The Blue Devils have been ranked No. 1 in the AP poll 75 times since the start of the 1997-98 season, far and away the most in the nation (North Carolina is second with 39).
- » This is the 10th consecutive year that Duke starts the season ranked among the nation's top 10 teams in the AP poll. In eight of those previous nine seasons, Duke also finished in the AP top 10.
- » Duke's nine preseason AP No. 1 rankings are tied for the most in the history of the poll, and its 130 total polls as the AP's top-ranked team ranks second.

PRESEASON NO. 1 RANKINGS | ALL-TIME (SINCE 1962)

| | |
|----------------|---|
| 1. Duke | 9 |
| North Carolina | 9 |
| 3. UCLA | 8 |
| 4. Kentucky | 4 |
| 5. Arizona | 3 |
| Indiana | 3 |
| Michigan | 3 |

WEEKS RANKED NO. 1 | ALL-TIME (SINCE 1949)

| | |
|-------------------|-----|
| 1. UCLA | 134 |
| 2. Duke | 130 |
| 3. Kentucky | 124 |
| 4. North Carolina | 110 |
| 5. Kansas | 65 |
| 6. Indiana | 54 |
| 7. Cincinnati | 45 |
| 8. Arizona | 37 |
| Ohio State | 37 |
| 10. UNLV | 32 |

as of November 8

SUSTAINED SUCCESS

- » Duke has won 20 or more games 52 times in its 112-plus years of basketball.
- » The Blue Devils have recorded 30 or more wins an NCAA-record 14 times under Coach K.
- » Duke is one of three programs nationally to win at least 25 games in each of the last 10 seasons along with Gonzaga and Kansas
- » Duke has won 20 or more games in 21 consecutive seasons entering the 2017-18 campaign.

AP NO. 1 VS. NO. 2

- » Tuesday marks the 226th game that Duke will play as the No. 1 team in the AP poll under head coach Mike Krzyzewski. The Blue Devils are 196-29 (.871) in those games.
- » It will be the sixth time that a top-ranked Duke team has faced the AP No. 2 team, and the Blue Devils are 3-2 in those games.
- » Duke was last involved in a 1 vs. 2 game on December 10, 2005, beating No. 2 Texas, 97-66, in East Rutherford, N.J.
- » No. 1 Duke beat No. 2 Michigan State, 68-62, in the 1999 Final Four in St. Petersburg, Fla.
- » The game marks the 42nd time since 1949 that AP No. 1 faces No. 2, with the No. 1 team holding a 21-20 edge. It is the second time in the State Farms Champions Classic.
- » This is just the ninth 1 vs. 2 game in the NCAA in the last 20 years, and Duke's four appearances is the most.

GAMES INVOLVING AP NO. 1 VS. NO. 2 (SINCE 1949)

| Date | No. 1 Team | Result | No. 2 Team |
|------------|----------------|-----------|-------------------|
| 3/26/1949 | Kentucky | W 46 36 | Oklahoma State* |
| 12/17/1951 | St. John's | L 40 81 | Kentucky A |
| 12/21/1954 | Kentucky | W 70 65 | Utah H |
| 3/23/1957 | North Carolina | W 54 53 | 3ot Kansas * |
| 3/18/1960 | Cincinnati | L 69 77 | California * |
| 3/25/1961 | Ohio State | L 65 70 | ot Cincinnati * |
| 3/24/1962 | Ohio State | L 59 71 | Cincinnati * |
| 3/20/1965 | Michigan | L 80 91 | UCLA * |
| 12/14/1964 | Wichita State | L 85 87 | Michigan N |
| 3/18/1966 | Kentucky | W 83 79 | Duke * |
| 3/22/1968 | Houston | L 69 101 | UCLA * |
| 1/20/1968 | UCLA | L 69 71 | Houston A |
| 3/25/1974 | NC State | W 80 77 | 2ot UCLA * |
| 1/26/1974 | Notre Dame | L 75 94 | UCLA A |
| 1/19/1974 | UCLA | L 70 71 | Notre Dame A |
| 12/15/1973 | UCLA | W 84 66 | NC State N |
| 3/31/1975 | UCLA | W 92 85 | Kentucky * |
| 11/29/1975 | Indiana | W 84 64 | UCLA N |
| 3/22/1976 | Indiana | W 65 56 | Marquette N |
| 12/26/1981 | North Carolina | W 82 69 | Kentucky N |
| 1/9/1982 | North Carolina | W 65 60 | Virginia H |
| 4/2/1983 | Houston | W 94 81 | Louisville * |
| 3/9/1985 | Georgetown | W 92 80 | St. John's A |
| 12/15/1984 | Georgetown | W 77 57 | DePaul H |
| 1/26/1985 | Georgetown | L 65 66 | St. John's H |
| 2/27/1985 | St. John's | L 69 85 | Georgetown H |
| 2/4/1986 | North Carolina | W 78 77 | ot Georgia Tech A |
| 3/29/1986 | Duke | W 71 67 | Kansas * |
| 2/13/1990 | Kansas | L 71 77 | Missouri H |
| 3/10/1990 | Oklahoma | W 95 77 | Kansas N |
| 2/10/1991 | UNLV | W 112 105 | Arkansas A |
| 2/3/1994 | Duke | L 78 89 | North Carolina A |
| 3/30/1996 | Massachusetts | L 74 81 | Kentucky * |
| 2/5/1998 | Duke | L 73 97 | North Carolina A |
| 3/27/1999 | Duke | W 68 62 | Michigan State * |
| 4/4/2005 | Illinois | L 70 75 | North Carolina * |
| 12/10/2005 | Duke | W 97 66 | Texas N |
| 2/25/2007 | Wisconsin | L 48 49 | Ohio State A |
| 2/23/2008 | Memphis | L 62 66 | Tennessee H |
| 11/12/2013 | Kentucky | L 74 78 | Michigan State C |
| 1/4/2016 | Kansas | W 109 106 | 3ot Oklahoma H |

*NCAA Tournament; C - Champions Classic

» SEASON & CAREER TOTALS

| | 2017-18 | Career |
|------------------------------------|---------|------------|
| DOUBLE-FIGURE SCORING GAMES | | |
| Grayson Allen | 2 (2-0) | 66 (52-14) |
| Marvin Bagley III | 2 (2-0) | 2 (2-0) |
| Gary Trent, Jr. | 2 (2-0) | 2 (2-0) |
| Trevon Duval | 1 (1-0) | 1 (1-0) |
| Wendell Carter, Jr. | 1 (1-0) | 1 (1-0) |
| 20+ POINT GAMES | | |
| Grayson Allen | 1 (1-0) | 31 (25-6) |
| Marvin Bagley III | 2 (2-0) | 2 (2-0) |
| 30+ POINT GAMES | | |
| Grayson Allen | 0 (0-0) | 5 (5-0) |
| 10+ REBOUND GAMES | | |
| Grayson Allen | 0 (0-0) | 3 (3-0) |
| Antonio Vrankovic | 0 (0-0) | 1 (1-0) |
| Marvin Bagley III | 2 (2-0) | 2 (2-0) |
| Javin DeLaurier | 1 (1-0) | 1 (1-0) |
| DOUBLE-DOUBLES | | |
| Grayson Allen | 0 (0-0) | 4 (4-0) |
| Marvin Bagley III | 2 (2-0) | 2 (2-0) |
| 20-10 GAMES | | |
| Grayson Allen | 0 (0-0) | 2 (2-0) |
| Marvin Bagley III | 2 (2-0) | 2 (2-0) |
| 10+ ASSIST GAMES | | |
| Grayson Allen | 0 (0-0) | 1 (1-0) |
| Trevon Duval | 1 (1-0) | 1 (1-0) |
| 3+ STEAL GAMES | | |
| Grayson Allen | 0 (0-0) | 8 (7-1) |
| Trevon Duval | 2 (2-0) | 2 (2-0) |
| Wendell Carter, Jr. | 1 (1-0) | 1 (1-0) |
| 3+ THREE-POINT FG GAMES | | |
| Grayson Allen | 2 (2-0) | 32 (25-7) |
| Gary Trent, Jr. | 2 (2-0) | 2 (2-0) |
| SCORING LEADERS | | |
| Grayson Allen | 0 (0-0) | 32 (25-7) |
| Marvin Bagley III | 2 (2-0) | 2 (2-0) |
| REBOUNDING LEADERS | | |
| Grayson Allen | 0 (0-0) | 6 (5-1) |
| Antonio Vrankovic | 0 (0-0) | 1 (1-0) |
| Javin DeLaurier | 1 (1-0) | 1 (1-0) |
| Marvin Bagley III | 1 (1-0) | 1 (1-0) |
| ASSISTS LEADERS | | |
| Grayson Allen | 0 (0-0) | 38 (30-8) |
| Trevon Duval | 2 (2-0) | 2 (2-0) |

Record in such games in ()

» DUKE vs. MICHIGAN STATE | LAST 10 GAMES

| DATE | LOCATION | RESULT | LEADING DUKE SCORER |
|----------|----------------------|----------|------------------------------|
| 3/27/99 | St. Petersburg, Fla. | W, 68-62 | Elton Brand, 18 |
| 12/3/03 | East Lansing, Mich. | W, 72-50 | Shelden Williams, 16 |
| 11/30/04 | Durham, N.C. | W, 81-74 | Daniel Ewing/J.J. Redick, 29 |
| 3/25/05 | Austin, Texas | L, 68-78 | Shelden Williams, 19 |
| 12/1/10 | Durham, N.C. | W, 84-79 | Kyrie Irving, 31 |
| 11/15/11 | New York, N.Y. | W, 74-69 | Andre Dawkins, 26 |
| 3/29/13 | Indianapolis, Ind. | W, 71-61 | Seth Curry, 29 |
| 11/18/14 | Indianapolis, Ind. | W, 81-71 | Quinn Cook, 19 |
| 4/4/15 | Indianapolis, Ind. | W, 81-61 | Justise Winslow, 19 |
| 11/29/16 | Durham, N.C. | W, 78-69 | Grayson Allen, 24 |

» CURRENT STREAKS

| | |
|------------------------------|---------|
| Overall | Won 2 |
| Unranked teams anywhere | Won 2 |
| Ranked teams anywhere | Won 3 |
| Home | Won 7 |
| Home ACC | Won 5 |
| Home non-conference | Won 134 |
| Home unranked non-conference | Won 126 |
| Home ranked teams | Won 2 |
| Home unranked teams | Won 5 |
| Road | Lost 3 |
| Road ACC | Lost 3 |
| Road ranked teams | Lost 1 |
| Road unranked teams | Lost 2 |
| Neutral | Lost 1 |
| Neutral ranked teams | Won 5 |
| Neutral unranked teams | Lost 1 |

CONSECUTIVE MADE FREE THROWS (ACTIVE STREAK)

| | |
|---------------------|---|
| Grayson Allen | 9 |
| Marques Bolden | 2 |
| Jack White | 2 |
| Alex O'Connell | 2 |
| Javin DeLaurier | 2 |
| Wendell Carter, Jr. | 2 |
| Trevon Duval | 1 |

CONSECUTIVE GAMES WITH A THREE-POINT FIELD GOAL

| | |
|---------------------|---|
| Grayson Allen | 7 |
| Gary Trent, Jr. | 2 |
| Wendell Carter, Jr. | 1 |
| Marvin Bagley III | 1 |
| Javin DeLaurier | 1 |

| GAMES PLAYED | 2017-18 | CAREER |
|---------------------|---------|-------------|
| Grayson Allen | 2 (2-0) | 107 (86-21) |
| Marques Bolden | 1 (1-0) | 25 (19-6) |
| Antonio Vrankovic | 1 (1-0) | 19 (18-1) |
| Javin DeLaurier | 2 (2-0) | 14 (10-4) |
| Jack White | 2 (2-0) | 12 (11-1) |
| Justin Robinson | 1 (1-0) | 7 (7-0) |
| Wendell Carter, Jr. | 2 (2-0) | 2 (2-0) |
| Marvin Bagley III | 2 (2-0) | 2 (2-0) |
| Trevon Duval | 2 (2-0) | 2 (2-0) |
| Gary Trent, Jr. | 2 (2-0) | 2 (2-0) |
| Jordan Goldwire | 2 (2-0) | 2 (2-0) |
| Alex O'Connell | 2 (2-0) | 2 (2-0) |
| Brennan Besser | -- | 2 (2-0) |
| Jordan Tucker | 1 (1-0) | 1 (1-0) |
| Mike Buckmire | -- | -- |

| STARTS | CONSECUTIVE | CAREER |
|---------------------|-------------|------------|
| Grayson Allen | 2 | 62 (47-15) |
| Gary Trent, Jr. | 2 | 2 (2-0) |
| Trevon Duval | 2 | 2 (2-0) |
| Marvin Bagley III | 2 | 2 (2-0) |
| Wendell Carter, Jr. | 2 | 2 (2-0) |
| Marques Bolden | 0 | 1 (0-1) |

Record in such games in ()

» WINS VS. LOSSES

| CATEGORY | WINS | LOSSES |
|--------------------------|-------|--------|
| Points per game | 98.0 | - |
| Opponent points per game | 68.5 | - |
| Field goal pct. | .544 | - |
| Opponent field goal pct. | .385 | - |
| 3FG percentage | .458 | - |
| Opponent 3FG pct. | .345 | - |
| Free throw pct. | .500 | - |
| Rebounds per game | 45.0 | - |
| Rebound margin | +10.5 | - |
| Assists per game | 23.5 | - |
| Turnovers per game | 12.0 | - |
| Turnover margin | +5.0 | - |
| Steals per game | 10.5 | - |
| Blocks per game | 5.0 | - |

DUKE VS. RANKED OPPONENTS

- » Duke is 217-142 (.604) vs. ranked teams under Coach K with a 136-69 (.663) mark since the 1996-97 season.
- » Duke is 78-44 (.639) against ranked ACC teams and 58-25 (.699) vs. ranked non-league foes since the 1996-97 season.
- » Duke has won 45 of its past 70 games when both teams have been ranked in the top 10. The Blue Devils are 77-55 (.583) overall under Coach K when both teams are ranked in the top 10.
- » Duke is 27-14 under Coach K when both teams are ranked in the top five.

ROOKIES RE-WRITING RECORDS

- » **Marvin Bagley III** broke the Duke record for points by a freshman in his debut with 25 last Friday versus Elon. He followed that with 24 Saturday against Utah Valley.
- » He became the first Duke freshman to post consecutive double-doubles in the first two games of a career.
- » His 49 points over the first two games matches the Duke record set by **Jabari Parker** in 2013-14.
- » Duke's freshman class combined for 66 points in the Elon win (Bagley III 25, Gary Trent, Jr. 17, Wendell Carter, Jr. 8, Alex O'Connell 8, Trevon Duval 8). The Duke record by a freshman class in its debut is 67 by **Jahlil Okafor** (19), **Grayson Allen** (18), **Justise Winslow** (15), and **Tyus Jones** (15) on Nov. 14, 2014 vs. Presbyterian.
- » The 20 assists by **Trevon Duval** over the first two games of a career shatters the previous Duke record of 12 set by **Chris Duhon** in the 2000-01 season.

MOST POINTS | DUKE FRESHMAN IN DEBUT

| Pts | Player | Date, Opponent |
|-----|-------------------|----------------------|
| 25 | Marvin Bagley III | 11/10/17 vs. Elon |
| 23 | Shavlik Randolph | 11/12/02 vs. Army |
| 22 | Bill McCaffrey | 11/25/89 vs. Harvard |

MOST REBOUNDS | DUKE FRESHMAN IN DEBUT

| Reb | Player | Date, Opponent |
|-----|-------------------|------------------------|
| 10 | Marvin Bagley III | 11/10/17 vs. Elon |
| 10 | Jason Williams | 11/11/99 vs. Stanford |
| 10 | Josh McRoberts | 11/14/05 vs. Boston U. |

MOST ASSISTS | DUKE FRESHMAN IN DEBUT

| Ast | Player | Date, Opponent |
|-----|--------------|------------------------|
| 9 | Kyrie Irving | 11/14/10 vs. Princeton |
| 8 | Trevon Duval | 11/10/17 vs. Elon |
| 8 | Chris Duhon | 11/14/00 vs. Princeton |

MOST STEALS | DUKE FRESHMAN IN DEBUT

| Stl | Player | Date, Opponent |
|-----|---|---------------------|
| 4 | Frank Jackson | 11/11/16 vs. Marist |
| 3 | 7 times, last Trevon Duval, 11/10/17 vs. Elon | |

MOST FIELD GOALS | DUKE FRESHMAN IN DEBUT

| FGM | Player | Date, Opponent |
|-----|-------------------|---------------------------|
| 12 | Marvin Bagley III | 11/10/17 vs. Elon |
| 9 | Jahlil Okafor | 11/14/14 vs. Presbyterian |

MOST POINTS, TWO PLAYERS | DUKE FRESHMEN IN DEBUT

| Pts | Players | Date, Opponent |
|-----|--|---------------------------|
| 42 | Marvin Bagley III (25), Gary Trent, Jr. (17) | 11/10/17 vs. Elon |
| 37 | Shavlik Randolph (23), J.J. Redick (14) | 11/23/02 vs. Army |
| 37 | Jahlil Okafor (19), Grayson Allen (18) | 11/14/14 vs. Presbyterian |

MOST POINTS | DUKE FRESHMAN IN FIRST TWO GAMES

| Pts | Player | Season |
|-----|-------------------|---------|
| 49 | Marvin Bagley III | 2017-18 |
| 49 | Jabari Parker | 2013-14 |
| 41 | Luol Deng | 2003-04 |

MOST REBOUNDS | DUKE FRESHMAN IN FIRST TWO GAMES

| Reb | Player | Season |
|-----|-------------------|---------|
| 22 | Mike Gminski | 1976-77 |
| 20 | Marvin Bagley III | 2017-18 |
| 19 | Shavlik Randolph | 2002-03 |

MOST ASSISTS | DUKE FRESHMAN IN FIRST TWO GAMES

| Ast | Player | Season |
|-----|--------------|---------|
| 20 | Trevon Duval | 2017-18 |
| 12 | Chris Duhon | 2000-01 |
| 12 | Tyus Jones | 2014-15 |

» HUSTLE STATS | DUKE/OPPONENT

| OPPONENT | PAINT | | OFF TURNOVERS | | 2ND CHANCE | | FAST BREAK | | BENCH | |
|---------------------|-------|------|---------------|-----|------------|-----|------------|-----|-------|------|
| | Duke | Opp | Duke | Opp | Duke | Opp | Duke | Opp | Duke | Opp |
| Elon | 52 | 20 | 20 | 7 | 22 | 5 | 19 | 0 | 17 | 24 |
| Utah Valley | 52 | 36 | 33 | 9 | 13 | 14 | 28 | 6 | 13 | 12 |
| vs. Michigan State | | | | | | | | | | |
| Southern | | | | | | | | | | |
| Furman | | | | | | | | | | |
| vs. Portland State | | | | | | | | | | |
| vs. Butler/Texas | | | | | | | | | | |
| vs. TBA | | | | | | | | | | |
| at Indiana | | | | | | | | | | |
| South Dakota | | | | | | | | | | |
| Saint Francis (Pa.) | | | | | | | | | | |
| at Boston College* | | | | | | | | | | |
| Evansville | | | | | | | | | | |
| Florida State* | | | | | | | | | | |
| at N.C. State* | | | | | | | | | | |
| at Pittsburgh* | | | | | | | | | | |
| Wake Forest* | | | | | | | | | | |
| at Miami* | | | | | | | | | | |
| Pittsburgh* | | | | | | | | | | |
| at Wake Forest* | | | | | | | | | | |
| Virginia* | | | | | | | | | | |
| Notre Dame* | | | | | | | | | | |
| at St. John's | | | | | | | | | | |
| at North Carolina* | | | | | | | | | | |
| at Georgia Tech* | | | | | | | | | | |
| Virginia Tech* | | | | | | | | | | |
| at Clemson* | | | | | | | | | | |
| Louisville* | | | | | | | | | | |
| Syracuse* | | | | | | | | | | |
| at Virginia Tech* | | | | | | | | | | |
| North Carolina* | | | | | | | | | | |
| ACC Tournament | | | | | | | | | | |
| TOTALS | 104 | 56 | 53 | 16 | 35 | 19 | 47 | 6 | 30 | 36 |
| AVERAGES | 52.0 | 28.0 | 26.5 | 8.0 | 17.5 | 9.5 | 23.5 | 3.0 | 15.0 | 18.0 |

WHAT'S BACK?

- » Duke returns 20 percent of its scoring (603/2,991), 17 percent of its rebounding (224/1,341) and 26 percent (128/484) of its assists from a season ago. Team captain **Grayson Allen** is the team's lone senior and he has been recognized as a preseason All-American by several outlets, including first team honors by *Blue Ribbon*. Allen is the team's leading returnee in every major statistical category except blocked shots (**Marques Bolden** had seven). The Jacksonville, Fla., native averaged 14.5 ppg, 3.7 rpg and 3.4 apg last season.

FRESHMEN STARTERS

- » Along with senior **Grayson Allen**, Duke started four freshmen -- **Trevon Duval**, **Gary Trent, Jr.**, **Wendell Carter, Jr.**, and **Marvin Bagley III** -- in each of its first two games.
- » It marked the first time Duke started four freshmen since the 1982-83 season when **Johnny Dawkins**, **Mark Alarie**, **Jay Bilas** and **David Henderson** started 23 times together.
- » Of Coach K's 1,271 games as Duke's head coach, only 25 times have four freshmen started together and in only 62 games have three or more freshmen started.

NEW YEAR, NEW FACES

- » In addition to its seven returning letterwinners, Duke welcomes eight newcomers to the fold who made up the No. 1 recruiting class in the nation according to ESPN. Four top 10 recruits -- **Marvin Bagley III** (1), **Wendell Carter, Jr.** (5), **Treyvon Duval** (6) and **Gary Trent, Jr.** (8). **Jordan Tucker** (42) and **Alex O'Connell** (87) also resided in the top 100 per ESPN. **Jordan Goldwire** and **Mike Buckmire** are also incoming freshmen for Duke.
- » This marks just the third time Duke has eight freshmen (scholarship and walk-on) on its roster. The other teams were in 1944-45 and 1986-87.
- » Duke's seven scholarship freshmen are tied for the most by any school in the country this season. Duke joins Pitt, Mount St. Mary's and Kentucky as schools with seven scholarship freshmen. Montana and Holy Cross each have six.
- » To quantify, if a freshman was valued as a 1 in experience, sophomores 2, juniors 3, seniors 4, and graduates 5, this is the youngest Duke team in the Post World War II era:

YOUNGEST DUKE TEAMS | POST WORLD WAR II ERA

| Rk | Team | Players | Exp | Avg |
|----|--|---------|-----|------|
| 1. | 2017-18 (8 freshmen, 4 sophomores, 2 juniors, 1 senior) | 15 | 26 | 1.73 |
| 2. | 2006-07 (6 freshmen, 7 sophomores, 1 junior, 1 senior) | 15 | 27 | 1.80 |
| 3. | 1986-87 (8 freshmen, 3 sophomores, 2 juniors, 2 seniors) | 15 | 28 | 1.87 |
| 4. | 1999-00 (7 freshmen, 1 sophomore, 4 juniors, 1 senior) | 13 | 25 | 1.92 |
| 5. | 2015-16 (7 freshmen, 2 sophomores, 2 juniors, 1 senior, 1 grad) | 13 | 26 | 2.00 |

SIZING UP THE BLUE DEVILS

- » Duke has one of its tallest rosters in history. The 2017-18 Blue Devils are just the fourth team to average a height of 6-7 or more.
- » Duke's top seven rotation players are 6-11 (2), 6-10 (2), 6-6, 6-5 and 6-3.
- » Three of Duke's tallest teams have been in the last three seasons:

TALLEST DUKE TEAMS

| Year | Players | Avg Height |
|---------|---------|---------------|
| 1988-89 | 13 | 6-7.38 inches |
| 1993-94 | 13 | 6-7.31 inches |
| 2015-16 | 13 | 6-7.29 inches |
| 2017-18 | 15 | 6-7.07 inches |
| 2016-17 | 16 | 6-6.94 inches |

SCHEDULE NOTES

- » Starting with its regular season opener on Nov. 10, Duke will play an NBA-type schedule in November with nine regular season games in 20 days. Five of those nine games will be played outside of Durham.
- » Duke will travel more than 8,500 miles round trip from Nov. 14-29. The Blue Devils face Michigan State in Chicago (1,572 miles round trip) on Nov. 14, then play in the PK80 Tournament in Portland, Ore., (5,680) from Nov. 23-26 before facing Indiana in Bloomington on Nov. 29 (1,284).
- » Duke's 18-game ACC regular season schedule includes 11 games against 2017 NCAA Tournament participants.
- » The ACC slate includes home-and-homes with North Carolina, Virginia Tech and Wake Forest.
- » Nine of the 17 known or potential opponents on the Blue Devils' non-league slate made postseason appearances last season, including NCAA runner-up Gonzaga, Elite Eight participant Florida and Sweet 16 participant Butler.

WINNING DECADE

- » Duke has the fourth-most wins (240) and the fifth-best winning percentage (.810) in the NCAA since the start of the 2009-10 season.
- » Duke's two NCAA championships in that same time frame are tied with Connecticut for the most in that span.

NATIONAL TITLES SINCE START OF 2009-10 SEASON | NCAA

| Rk | Team | NC |
|----|----------------|----|
| 1. | Duke | 2 |
| | Connecticut | 2 |
| 3. | Kentucky | 1 |
| | Louisville | 1 |
| | North Carolina | 1 |
| | Villanova | 1 |

through 2017

WINS SINCE START OF 2009-10 SEASON | NCAA

| Rk | Team | Wins |
|-----|-----------------|------|
| 1. | Kentucky | 251 |
| 2. | Kansas | 248 |
| 3. | Gonzaga | 240 |
| | Duke | 240 |
| 5. | Wichita State | 234 |
| 6. | North Carolina | 223 |
| 7. | Arizona | 222 |
| 8. | Louisville | 217 |
| 9. | VCU | 215 |
| | Wisconsin | 215 |
| 10. | San Diego State | 214 |

through November 13

WINNING PCT. SINCE START OF 2009-10 SEASON | NCAA

| Rk | Team | Wins | Losses | Pct |
|-----|-----------------|------|--------|------|
| 1. | Kansas | 248 | 48 | .838 |
| 2. | Gonzaga | 240 | 47 | .836 |
| 3. | Kentucky | 251 | 53 | .826 |
| 4. | Wichita State | 234 | 53 | .815 |
| 5. | Duke | 240 | 56 | .811 |
| 6. | Saint Mary's | 211 | 61 | .776 |
| 7. | Arizona | 222 | 66 | .771 |
| 8. | San Diego State | 214 | 67 | .762 |
| 9. | Villanova | 209 | 66 | .760 |
| 10. | Louisville | 217 | 70 | .756 |

through November 13

CAMERON INDOOR STADIUM

- » Duke has posted an 864-158 (.845) record at Cameron Indoor Stadium, including a 506-63 (.889) mark under Coach K.
- » The Blue Devils have 18 undefeated home seasons, including 11 under Coach K.
- » Duke has won 265 of its past 268 non-conference games at home.

» DUKE IN THE NBA [21]*

- » A total of 69 former Duke players have appeared on NBA rosters.
- » Overall, 35 Duke players have been selected in the first round of the NBA Draft in the Coach K era, including 17 in the past seven years.
- » The 21 Duke players on NBA rosters are the most by any ACC school in a single season in the history of the league.
- » Three Duke players have been selected No. 1 in the NBA Draft -- **Art Heyman** (1963), **Elton Brand** (1999) and **Kyrie Irving** (2011).
- » In 2017, Duke had four players drafted, bringing its total to 57 under **Mike Krzyzewski**.
- » Duke has had 23 players selected in the NBA Draft Lottery, the most in the nation since the system was put into place in 1985.
- » Overall, between Duke and USA Basketball, Coach K has coached 98 NBA players -- 49 of whom are active.
- » In 1999, Duke became the first program in the history of the NBA Draft to have four players from the same school selected in the first round. Three of the four -- **Elton Brand** (Chicago), **Trajan Langdon** (Cleveland) and **Corey Maggette** (Seattle) -- were lottery picks.
- » In 2002, **Jason Williams** (2nd overall) and **Mike Dunleavy** (3rd) became the first college teammates in the history of the NBA Draft to be the first two collegians selected.
- » Five former Duke players -- **Jeff Mullins** (Golden State, 1975), **Danny Ferry** (San Antonio, 2003), **Shane Battier** (Miami, 2012 and 2013), **Kyrie Irving** (Cleveland, 2016) and **Dahntay Jones** (Cleveland, 2016) -- have been part of NBA championship teams.
- » Duke players who've played under Coach K have earned \$1.35 billion in NBA contracts. That figure includes \$152.8 million by active Duke NBA players.

| | |
|-----------------|------------------------|
| Quinn Cook | Golden State Warriors |
| Seth Curry | Dallas Mavericks |
| Luol Deng | Los Angeles Lakers |
| Harry Giles | Sacramento Kings |
| Rodney Hood | Utah Jazz |
| Brandon Ingram | Los Angeles Lakers |
| Kyrie Irving | Boston Celtics |
| Frank Jackson | New Orleans Pelicans |
| Tyus Jones | Minnesota Timberwolves |
| Luke Kennard | Detroit Pistons |
| Josh McRoberts | Dallas Mavericks |
| Jahlil Okafor | Philadelphia 76ers |
| Jabari Parker | Milwaukee Bucks |
| Mason Plumlee | Denver Nuggets |
| Miles Plumlee | Atlanta Hawks |
| J.J. Redick | Philadelphia 76ers |
| Austin Rivers | Los Angeles Clippers |
| Kyle Singler | Oklahoma City Thunder |
| Jayson Tatum | Boston Celtics |
| Lance Thomas | New York Knicks |
| Justise Winslow | Miami Heat |

* - as of November 8



#TheBrotherhood

HOME COURT ADVANTAGE

- » Duke is 127-8 (.941) at Cameron Indoor Stadium this decade (since the 2009-10 season), the third-best home winning percentage in the NCAA over that stretch.

HOME WINNING PERCENTAGES SINCE 2009-10 | NCAA

| School | W-L | Pct. |
|----------------------|--------------|-------------|
| 1. Kansas | 126-4 | .969 |
| 2. Kentucky | 133-6 | .958 |
| 3. Duke | 127-8 | .941 |
| 4. Wichita State | 122-10 | .924 |
| 5. Gonzaga | 115-11 | .913 |
| 6. Stephen F. Austin | 109-11 | .908 |
| 7. Arizona | 125-13 | .906 |
| 8. VCU | 117-15 | .886 |
| San Diego State | 117-15 | .886 |
| 10. Notre Dame | 127-18 | .876 |

through November 13

CONSISTENT OFFENSIVE EFFICIENCY

- » Duke is the only team to finish in the nation's top 10 in adjusted offensive efficiency in each of the last nine years.
- » The Blue Devils ranked sixth nationally in adjusted offensive efficiency in 2016-17 at a rate of 121.0 (per KenPom.com).

DUKE ADJUSTED OFFENSIVE EFFICIENCY SINCE 2008-09

| Year | AdjO | National Rank |
|---------|-------|---------------|
| 2008-09 | 116.0 | 8th |
| 2009-10 | 120.0 | 1st |
| 2010-11 | 117.7 | 5th |
| 2011-12 | 114.5 | 10th |
| 2012-13 | 116.7 | 5th |
| 2013-14 | 123.5 | 2nd |
| 2014-15 | 121.6 | 3rd |
| 2015-16 | 119.3 | 7th |
| 2016-17 | 121.0 | 6th |

THREE-POINT STREAK

- » Duke has connected on at least one three-pointer in 986 consecutive games, the fourth-longest streak in the nation.

CONSECUTIVE GAMES WITH A 3PT FG

| Rk | School | Games |
|----|------------------|------------|
| 1. | Kentucky | 1,015 |
| 2. | UNLV | 1,007 |
| 3. | Vanderbilt | 1,000 |
| 4. | Duke | 986 |
| 5. | Western Kentucky | 939 |

through November 13

SELLOUT STREAK

- » Duke has sold out 424 consecutive games at Cameron Indoor Stadium. The last time Duke did not have a sellout at home was on Nov. 16, 1990, against Boston College.
- » The sellout figure is the longest current streak in either men's college basketball or the NBA.

DUKE NAMED TOP PROGRAM AGAIN

- » For the fourth consecutive time, Duke was chosen as the top Division I men's basketball program by *Basketball Times*. The analysis comes out every five years.
- » The magazine uses six equally weighted categories - winning percentage, the number of former players on NBA rosters, federal graduation rate, academic peer assessment score, program cleanliness and head coach ranking - over a 10-year period in order to measure the programs against each other.
- » Just nine programs have qualified for every edition of the project, which is now 20 years old. Along with Duke, they are Arizona, Connecticut, Kansas, Kentucky, Murray State, North Carolina, Syracuse and Xavier.
- » The Blue Devils took the top spot with an average of 3.5, well ahead of second place Notre Dame's 9.3 average.

BASKETBALL TIMES TOP PROGRAMS | 2008-17

| Rk | Team | Low to High Average |
|-----|----------------|---------------------|
| 1. | Duke | 3.5 |
| 2. | Notre Dame | 9.3 |
| 3. | Wisconsin | 9.5 |
| 4. | Gonzaga | 10.2 |
| 5. | Villanova | 10.5 |
| 6. | Davidson | 12.2 |
| 7. | Belmont | 12.3 |
| 8. | Michigan State | 12.5 |
| 9. | Butler | 13.0 |
| 10. | Kansas | 13.3 |

ACC DOMINANCE

- » Duke has won 268 league games and eight regular season ACC championships since 1997.
- » The Blue Devils have also been outstanding in ACC Tournament play with 11 tournament crowns in the past 21 seasons in what is considered the nation's toughest conference.
- » Duke's 11 ACC crowns since 1997 are six more than the next closest program and more than all of the other league schools combined (10 by six programs).
- » Duke is also the only ACC program to win at least three league tournament titles in succession during that stretch. The Blue Devils won five straight ACC titles from 1999-2003 and three in a row from 2009-11.

ACC COMPOSITE REG. SEASON STANDINGS | 1997-PRESENT

| Team | W | L | Pct. |
|----------------|------------|-----------|-------------|
| Duke | 268 | 78 | .775 |
| North Carolina | 235 | 111 | .679 |
| Louisville | 36 | 18 | .667 |
| Notre Dame | 43 | 29 | .597 |
| Syracuse | 42 | 30 | .583 |
| Virginia | 170 | 176 | .491 |
| Miami | 105 | 111 | .486 |
| Florida State | 157 | 189 | .454 |
| Wake Forest | 152 | 194 | .439 |
| Pittsburgh | 31 | 41 | .431 |
| NC State | 145 | 201 | .419 |
| Clemson | 142 | 204 | .410 |
| Virginia Tech | 89 | 129 | .408 |
| Georgia Tech | 127 | 219 | .367 |
| Boston College | 70 | 132 | .347 |

ACC TOURNAMENT RECORDS | 1997-PRESENT

| Team | W | L | Pct. |
|----------------|-----------|-----------|-------------|
| Duke | 44 | 10 | .815 |
| Notre Dame | 6 | 3 | .667 |
| North Carolina | 33 | 16 | .673 |
| NC State | 26 | 21 | .553 |
| Miami | 13 | 12 | .530 |
| Pittsburgh | 4 | 4 | .500 |
| Florida State | 16 | 20 | .444 |
| Virginia Tech | 9 | 13 | .409 |
| Boston College | 8 | 12 | .400 |
| Virginia | 11 | 20 | .355 |
| Georgia Tech | 11 | 21 | .344 |
| Wake Forest | 9 | 20 | .310 |
| Clemson | 7 | 21 | .250 |
| Syracuse | 0 | 3 | .000 |
| Louisville | 0 | 2 | .000 |

through 2016-17 season

ACC TOURNAMENT TITLES | 1997-PRESENT

| Rk | Team | ACC Titles |
|----|----------------|------------|
| 1. | Duke | 11 |
| 2. | North Carolina | 5 |
| 3. | Florida State | 1 |
| | Maryland | 1 |
| | Miami | 1 |
| | Notre Dame | 1 |
| | Virginia | 1 |

through 2017

ACC PRESEASON HYPE

- » Reigning ACC champion Duke was selected to win the league title again in 2017-18 in a vote by media covering the conference. The Blue Devils received 57 of 69 first-place votes in the preseason poll.
- » Senior **Grayson Allen** and freshman **Marvin Bagley III** were each selected as preseason first team All-ACC members.
- » Bagley III was voted as the preseason ACC Rookie of the Year.

McDONALD'S ALL-AMERICANS

- » With 2017 McDonald's All-Americans **Wendell Carter, Jr.**, **Trevon Duval** and **Gary Trent, Jr.**, joining the program this summer, Duke has five McDonald's All-Americans on its roster in 2017-18.
- » Duke's five active McDonald's All-Americans are the second-most nationally this season.
- » Duke has signed 72 McDonald's All-Americans, the most of any NCAA program.
- » **Mike Krzyzewski** has signed 62 McDonald's All-Americans - the most all-time by a coach - and has added at least one to his roster for 33 consecutive years.

ACTIVE McDONALD'S ALL-AMERICANS | 2017-18 SEASON

| Rk | School | All-Americans |
|----|----------------|---------------|
| 1. | Kentucky | 6 |
| 2. | Duke | 5 |
| 3. | Kansas | 4 |
| 4. | Arizona | 3 |
| | Michigan State | 3 |
| | UCLA | 3 |

ALL-TIME McDONALD'S ALL-AMERICANS | THROUGH 2017

| Rk | School | All-Americans |
|----|----------------|---------------|
| 1. | Duke | 72 |
| 2. | North Carolina | 71 |
| 3. | Kentucky | 60 |
| 4. | Kansas | 41 |
| | UCLA | 41 |

THREE-POINT SHOT IS A WEAPON

- » Duke has made at least five three-pointers in 41 consecutive games. During that stretch, the Blue Devils are shooting .384 (351-of-914) from deep.
- » Over its last 36 ACC regular season games, Duke is shooting .389 (330-of-849) from outside the arc, translating to 9.2 treys per game.
- » Duke has made 300+ three-pointers in each of the last two years. Three of the five-best single-season three-point totals in program history have come in the last four years.

DUKE | SINGLE SEASON THREE-POINT FIELD GOALS

| Rk | Season | 3FG |
|----|---------|-----|
| 1. | 2000-01 | 407 |
| 2. | 2015-16 | 328 |
| 3. | 2013-14 | 316 |
| 4. | 2016-17 | 311 |
| 5. | 2007-08 | 308 |

NON-CON HOME WIN STREAK

- » Duke has won an NCAA-best 134 consecutive non-conference home games. Duke's last home loss against a non-conference foe was an 83-82 decision against St. John's on Feb. 26, 2000.
- » Duke has also won 126 straight games at Cameron against unranked non-conference opponents (also dating back to the 83-82 loss to St. John's on Feb. 26, 2000).

NCAA | NON-CONFERENCE HOME WIN STREAKS

| Rk | Team | No | Next Home Game |
|----|-------------|------------|------------------------|
| 1. | Duke | 134 | Southern, 11/17 |
| 2. | Baylor | 43 | Texas A&M-CC., 11/13 |
| 3. | Arizona | 42 | CSU Bakersfield, 11/16 |
| 4. | Butler | 37 | Furman, 11/18 |
| 5. | Villanova | 31 | Nicholls State, 11/14 |

through November 12

COACH K

HEAD COACH | 38th SEASON AT DUKE | ARMY '69



» COACH K BY RECORD

| | |
|--|------------------|
| Overall record | 1,073-330 (.765) |
| Record at Duke | 1,000-271 (.787) |
| ACC record (regular season & tournament) | 460-188 (.710) |
| Home | 506-63 (.889) |
| Road | 237-133 (.641) |
| Neutral | 257-75 (.774) |
| vs. AP Top 25 | 217-142 (.604) |

» COACH K'S MILESTONE WINS

OVERALL

| | |
|-------|--------------------------------------|
| 1 | vs. Lehigh, 11/28/75 (56-29) |
| 100 | vs. Clemson, 2/24/82 (73-72 [30T]) |
| 200 | vs. Alabama, 12/13/86 (76-67) |
| 300 | vs. Richmond, 3/16/90 (81-46) |
| 400 | at Iowa, 12/22/93 (79-76) |
| 500 | vs. North Carolina, 2/28/98 (77-75) |
| 600 | vs. North Carolina, 3/11/01 (82-80) |
| 700 | vs. Toledo, 12/12/04 (82-54) |
| 800 | at NC State, 3/1/08 (87-86) |
| 900 | vs. Michigan, 3/20/11 (73-71) |
| 903 | vs. Michigan State, 11/15/11 (74-69) |
| 1,000 | vs. St. John's, 1/25/15 (77-68) |

AT DUKE

| | |
|-------|------------------------------------|
| 1 | vs. Stetson, 11/29/80 (67-49) |
| 100 | at St. Joseph's, 1/13/86 (87-66) |
| 200 | vs. West Virginia, 3/18/89 (70-63) |
| 300 | vs. Northeastern, 12/7/92 (103-72) |
| 400 | vs. Murray State, 3/14/97 (71-68) |
| 500 | vs. Villanova, 11/17/00 (98-85) |
| 600 | at Clemson, 1/3/04 (73-54) |
| 700 | vs. Georgia Tech, 2/18/07 (71-62) |
| 800 | vs. Kansas State, 11/23/10 (82-68) |
| 900 | vs. Florida State, 1/25/14 (78-56) |
| 1,000 | vs. Utah Valley, 11/11/17 (99-69) |

» COACH K BY THE NUMBERS

5 National championships (1991, 1992, 2001, 2010, 2015)

6 Gold medals as head coach of the U.S. Men's National Team

7 Players who have been named National Player of the Year a total of nine times

12 Final Four appearances, tied for the most in NCAA history by a coach

14 ACC Tournament championships, the most in league history by a coach

23 NBA lottery selections, the most in draft history

31 Players who have combined to earn All-America honors a total of 45 times

33 NCAA Tournament bids, the most in tournament history by a coach

91 NCAA Tournament victories, the most in the history of the event

225 Games coached with Duke at No. 1 in the AP poll; 196-29 (.871) record

\$1.35B Total NBA salary earned by Coach K's former players

» COACH K AMONG THE ELITE

CAREER WINS | DIVISION I

| Coach | Wins |
|----------------------|-------|
| 1. ^ Mike Krzyzewski | 1,073 |
| 2. ^ Jim Boeheim | 904 |
| 3. Bob Knight | 902 |
| 4. Dean Smith | 879 |
| 5. Adolph Rupp | 876 |

through November 13; ^ - active coach

CAREER WINS AT ONE SCHOOL | DIVISION I

| Coach | School | Wins |
|----------------------|------------------|-------|
| 1. ^ Mike Krzyzewski | Duke | 1,000 |
| 2. ^ Jim Boeheim | Syracuse | 904 |
| 3. Dean Smith | North Carolina | 879 |
| 4. Adolph Rupp | Kentucky | 876 |
| 5. Jim Phelan | Mount St. Mary's | 830 |

through November 13; ^ - active coach

CAREER ACC WINS | REGULAR SEASON & TOURNAMENT

| Coach | Schools | Wins |
|----------------------|--------------------|------|
| 1. ^ Mike Krzyzewski | Duke | 460 |
| 2. Dean Smith | North Carolina | 422 |
| 3. Gary Williams | Maryland | 210 |
| 4. ^ Roy Williams | North Carolina | 191 |
| 5. Frank McGuire | UNC/South Carolina | 160 |

through 2016-17; ^ - active coach

NCAA TOURNAMENT WINS | DIVISION I

| Coach | Schools | Wins |
|----------------------|-----------------------|------|
| 1. ^ Mike Krzyzewski | Duke | 91 |
| 2. ^ Roy Williams | Kansas/North Carolina | 76 |
| 3. Dean Smith | North Carolina | 65 |
| 4. Rick Pitino | Four schools | 54 |
| 5. ^ Jim Boeheim | Syracuse | 53 |

through 2016-17; ^ - active coach



Now in his 38th season at Duke, Mike Krzyzewski - a Naismith Hall of Fame coach, five-time national champion and 12-time Final Four participant - has built a dynasty that few programs in the history of the game can match.

The numbers that illustrate Coach K's career are simply staggering:

- Five national championships (1991, 1992, 2001, 2010, 2015)
- Six gold medals as head coach of the U.S. Men's National Team
- Six National Defensive Players of the Year (nine honors)
- Seven National Players of the Year (nine honors)
- 10 consecutive top-10 AP poll finishes (1997-06)
- 12 National Coach of the Year honors (eight seasons)
- 12 Final Four appearances (tied for most in NCAA history)
- 12 ACC regular season championships
- 14 ACC Tournament championships (most in league history)
- 23 NBA Lottery picks (most in draft history)
- 31 All-America selections (45 honors)
- 33 NCAA Tournament bids (most ever by one coach)
- 57 NBA Draft selections, including 35 first-round picks
- 61 ACC Tournament wins (most in league history)
- 91 NCAA Tournament wins (most in NCAA history)
- 112 weeks ranked No. 1 in the AP poll (most by an active coach in poll history)
- 460 ACC wins (most in league history)
- 498 weeks ranked in the top 10 of the AP poll (most by a coach in poll history)
- 583 weeks ranked in the AP poll (most by a coach in poll history)
- 1,000 victories at Duke (most in NCAA history at one school)
- 1,073 career wins (most in NCAA history)

Coach K became the Division I men's career wins leader on Nov. 15, 2011, at Madison Square Garden, moving past his former coach Bob Knight with his 903rd victory. His historic 1,000th career victory came against St. John's at The World's Most Famous Arena on Jan. 25, 2015, as he became the first Division I men's basketball coach to achieve a four-figure win total.

Krzyzewski's 1,000 victories at Duke are an NCAA record by a coach at one school. With 1,000 of the Blue Devils' 2,117 all-time victories, Coach K has presided over 47.2 percent of the men's basketball wins in Duke history.

Krzyzewski has won a league-record 460 ACC games (regular season and tournament), passing former North Carolina head coach Dean Smith (422) on Feb. 4, 2015.

Coach K's five national championships are the second-most in NCAA history. Krzyzewski and former Connecticut coach Jim Calhoun are the only coaches in NCAA history to win national championships in three different decades.

Coach K has led the Blue Devils into the NCAA Tournament 33 times - more than any other coach in NCAA history. He has taken Duke to the NCAA Tournament in each of the last 22 seasons, the longest active streak by a coach and the second-longest in NCAA history.

Krzyzewski holds NCAA Tournament records for games coached (119) and wins (91) while ranking second all-time and leading active coaches with a .765 NCAA Tournament winning percentage (min. 20 games). He has reached the Sweet 16 on 23 occasions, five more than any other coach in NCAA history, and has advanced to the Elite Eight 14 times.

Of the 1,271 games Krzyzewski has coached at Duke, 1,126 - 88.6 percent - have been as a ranked team. The Blue Devils are 919-207 (.816) as a ranked team under Coach K.

Coach K has taken top-ranked Duke teams into games on 225 occasions and compiled a 196-29 (.871) record as the AP's No. 1 team, ranking second in poll history in

both games and wins as coach of a top-ranked squad.

Krzyzewski has tutored 57 NBA Draft picks during his time at Duke, including a total of 35 first-round selections that leads all active coaches. Duke has had at least one player taken in 30 of the 37 NBA Drafts during the Krzyzewski Era.

Since the inception of the NBA Draft Lottery in 1985, Coach K and Duke have produced 23 lottery picks - a draft-record total for both a school and a coach.

Through the 2016-17 season, Coach K's former Duke players have accumulated \$1.35 billion in NBA salaries. Lottery selections who played for Krzyzewski at Duke have combined to earn approximately \$950 million, an average of just over \$45 million per individual.

Under Coach K's watch, Duke has produced multiple All-ACC Academic selections in 10 consecutive years. The 2015 NCAA championship featured a program-high five All-ACC Academic honorees. Three-time captain Amile Jefferson became the only player in Duke history to earn All-ACC Academic honors four times and departed the university in 2017 with both bachelor's and master's degrees.

Krzyzewski has had six players collect a total of nine CoSIDA Academic All-America honors, headlined by two-time first-team honorees Battier (2000, 2001) and Mason Plumlee (2012, 2013). Allen became the sixth in 2016 when he garnered second-team accolades.

Fittingly, Coach K has earned nearly every award imaginable. The crown jewel of that haul, however, came in 2001 when he was inducted into the Naismith Basketball Hall of Fame.

Since his enshrinement in Springfield, Mass., Krzyzewski has also been inducted into the Army Sports Hall of Fame (2009), the Chicagoland Sports Hall of Fame (2010) and the Duke Athletics Hall of Fame (2011).

While establishing Duke as one of college basketball's dynastic programs, Krzyzewski simultaneously spent more than a decade as one of the architects of the revitalization of USA Basketball. During his tenure at the helm of the program, the U.S. National Team amassed an extraordinary 88-1 record and claimed gold medals at the 2007 FIBA Americas Championship, 2008 Beijing Olympics, 2010 FIBA World Championship, 2012 London Olympics, 2014 FIBA World Cup and 2016 Rio Olympics, as well as a bronze medal at the 2006 FIBA World Championship.

Coach K was 24-0 in the Olympics as head coach of the USMNT and his time at the helm ended with the team in the midst of a National Team-record 76-game winning streak that began in 2006.

Giving Back

Krzyzewski has been diligently committed to public service, both locally and nationally, throughout his coaching career. He is currently serving on boards for, while also assuming vital roles with, the Duke Children's Hospital, the Jimmy V Foundation for Cancer Research, the NABC Foundation, the CEO Roundtable on Cancer and the Emily Krzyzewski Center.

Coach K's philanthropic activities also include the establishment and funding of the Emily Krzyzewski Center, a community center in Durham named in honor of his late mother. The Center's mission is to inspire economically disadvantaged students to dream big, act with character and purpose, strive for academic excellence and reach their highest potential as future citizen leaders.

To access Krzyzewski's full biography from GoDuke.com, please scan the QR code to the right.



» COACH K NOTES

THERE'S ONLY 1K

- » Mike Krzyzewski owns a 1,073-330 (.765) record as a head coach, including a 1,000-271 (.787) mark at Duke.
- » Coach K became the first Division I men's coach to record 1,000 career victories with a win over St. John's on Jan. 25, 2015 at Madison Square Garden.
- » He is also the only Division I men's basketball coach with 1,000 wins at one school, winning his 1,000th over Utah Valley on November 11, 2017 at Cameron Indoor Stadium.
- » Krzyzewski has won a record 460 ACC games (regular season and tournament). He has 399 regular-season ACC wins.
- » He owns 1,000 of Duke's 2,117 all-time wins, translating to 47.2 percent of the wins in Duke history.
- » Duke has won 20+ games in 21 straight seasons, making Coach K the second Division I men's coach to do so.

RACKING UP MAJOR TITLES

- » Duke head coach Mike Krzyzewski has won five NCAA titles, three Olympic gold medals and two FIBA World Cup/World Championship crowns for a total of 10 major championships.
- » Coach K's 10 titles tie him for the second-most major men's basketball championships all-time.

TOTAL MAJOR MEN'S CHAMPIONSHIPS | HEAD COACHES

| Rk | Coach | Titles |
|----|-------------------|--------------------------|
| 1. | Phil Jackson | 11 (all NBA) |
| 2. | ^ Mike Krzyzewski | 10 (5 NCAA, 3 OLY, 2 WC) |
| | John Wooden | 10 (all NCAA) |
| 4. | Red Auerbach | 9 (all NBA) |
| 5. | John Kundla | 5 (all NBA) |
| | ^ Gregg Popovich | 5 (all NBA) |
| | Pat Riley | 5 (all NBA) |

^ - active coach; games through the 2016-17 season

THE GOLD STANDARD


- » Mike Krzyzewski finished his tenure as U.S. National Team head coach with a flourish as the USA defeated Serbia for the gold medal at the Rio Olympics.
- » Coach K is the only coach - man or woman - to lead a country to three Olympic basketball gold medals.
- » Coach K was 24-0 in the Olympics as head coach of the U.S. National Team. He was part of five Olympic gold medal-winning coaching staffs for the U.S., helping his country compile a 40-0 record in those tournaments.
- » Krzyzewski concluded his tenure as U.S. National Team head coach with an 88-1 record, finishing it off with a National Team-record 76-game winning streak intact.

» COACH K AT DUKE

| YEAR | OVERALL | ACC | NOTES |
|------|---------|-------------|--------------------|
| 1981 | 17-13 | 6-8 (t5th) | NIT Quarterfinals |
| 1982 | 10-17 | 4-10 (t6th) | - |
| 1983 | 11-17 | 3-11 (7th) | - |
| 1984 | 24-10 | 7-7 (t3rd) | NCAA Tournament |
| 1985 | 23-8 | 8-6 (t4th) | NCAA Tournament |
| 1986 | 37-3 | 12-2 (1st) | NCAA Runnerup |
| 1987 | 24-9 | 9-5 (3rd) | NCAA Sweet 16 |
| 1988 | 28-7 | 9-5 (3rd) | NCAA Final Four |
| 1989 | 28-8 | 9-5 (t2nd) | NCAA Final Four |
| 1990 | 29-9 | 9-5 (2nd) | NCAA Runnerup |
| 1991 | 32-7 | 11-3 (1st) | NCAA Champion |
| 1992 | 34-2 | 14-2 (1st) | NCAA Champion |
| 1993 | 24-8 | 10-6 (t3rd) | NCAA Tournament |
| 1994 | 28-6 | 12-4 (1st) | NCAA Runnerup |
| 1995 | 9-3 | 0-1 | Out (back surgery) |
| 1996 | 18-13 | 8-8 (t4th) | NCAA Tournament |
| 1997 | 24-9 | 12-4 (1st) | NCAA Tournament |
| 1998 | 32-4 | 15-1 (1st) | NCAA Elite Eight |
| 1999 | 37-2 | 16-0 (1st) | NCAA Runnerup |
| 2000 | 29-5 | 15-1 (1st) | NCAA Sweet 16 |
| 2001 | 35-4 | 13-3 (t1st) | NCAA Champion |
| 2002 | 31-4 | 13-3 (2nd) | NCAA Sweet 16 |
| 2003 | 26-7 | 11-5 (3rd) | NCAA Sweet 16 |
| 2004 | 31-6 | 13-3 (1st) | NCAA Final Four |
| 2005 | 27-6 | 11-5 (3rd) | NCAA Sweet 16 |
| 2006 | 32-4 | 14-2 (1st) | NCAA Sweet 16 |
| 2007 | 22-11 | 8-8 (t6th) | NCAA Tournament |
| 2008 | 28-6 | 13-3 (2nd) | NCAA Tournament |
| 2009 | 30-7 | 11-5 (2nd) | NCAA Sweet 16 |
| 2010 | 35-5 | 13-3 (t1st) | NCAA Champion |
| 2011 | 32-5 | 13-3 (2nd) | NCAA Sweet 16 |
| 2012 | 27-7 | 13-3 (2nd) | NCAA Tournament |
| 2013 | 30-6 | 14-4 (2nd) | NCAA Elite Eight |
| 2014 | 26-9 | 13-5 (3rd) | NCAA Tournament |
| 2015 | 35-4 | 15-3 (2nd) | NCAA Champion |
| 2016 | 25-11 | 11-7 (t5th) | NCAA Sweet 16 |
| 2017 | 28-9 | 11-7 (t5th) | NCAA Tournament |
| 2018 | 2-0 | 0-0 | - |

» DUKE UNDER COACH K

| | OVERALL | 2017-18 |
|-----------------------------|-----------|---------|
| Overall | 1,000-271 | 2-0 |
| At Home | 506-63 | 2-0 |
| On the Road | 237-133 | 0-0 |
| Neutral Site | 257-75 | 0-0 |
| ACC Games (regular season) | 399-165 | 0-0 |
| Home | 228-55 | 0-0 |
| Road | 171-111 | 0-0 |
| Non-Conference Teams | 539-81 | 2-0 |
| Home | 278-8 | 2-0 |
| Road | 66-20 | 0-0 |
| Neutral | 194-53 | 0-0 |
| Shoots 60% or better | 82-4 | 0-0 |
| Shoots 50% or better | 517-32 | 2-0 |
| Holds Opp. to Less than 50% | 858-108 | 2-0 |
| Holds Opp. to Less than 40% | 399-13 | 2-0 |
| Holds Opp. to Less than 30% | 48-0 | 0-0 |
| Outrebound opponent | 636-73 | 2-0 |
| Overtime game | 32-24 | 0-0 |
| Double-overtime game | 0-4 | 0-0 |
| Triple-overtime games | 1-0 | 0-0 |
| vs. Ranked opponent | 217-142 | 0-0 |
| vs. Unranked opponent | 783-129 | 2-0 |
| In November | 149-15 | 2-0 |
| In December | 196-28 | 0-0 |
| In January | 246-76 | 0-0 |
| In February | 226-75 | 0-0 |
| In March | 173-72 | 0-0 |
| In April | 9-5 | 0-0 |
| Scores 59 points or less | 19-25 | 0-0 |
| Scores 60+ points | 967-244 | 2-0 |
| Scores 70+ points | 869-165 | 2-0 |
| Scores 80+ points | 593-53 | 2-0 |
| Scores 90+ points | 302-9 | 2-0 |
| Scores 100+ points | 115-2 | 0-0 |



» DUKE CHAMPIONS CLASSIC RECORDS | INDIVIDUAL

Points

| | |
|---|----|
| 1. Jabari Parker vs. Kansas, 11/12/13 | 27 |
| 2. Andre Dawkins vs. Michigan State, 11/15/11 | 26 |
| 3. Seth Curry vs. Kentucky, 11/13/12 | 23 |
| 4. Luke Kennard vs. Kansas, 11/15/16 | 22 |
| 5. Seth Curry vs. Michigan State, 11/15/11 | 20 |

Field Goals Made

| | |
|--|---|
| 1. Jabari Parker vs. Kansas, 11/12/13 | 9 |
| 2. Andre Dawkins vs. Michigan State, 11/15/11 | 8 |
| Jahlil Okafor vs. Michigan State, 11/18/14 | 8 |
| 4. 6x; last: Luke Kennard vs. Kansas, 11/15/16 | 7 |

Field Goals Attempted

| | |
|---|----|
| 1. Jabari Parker vs. Kansas, 11/12/13 | 18 |
| 2. Andre Dawkins vs. Michigan State, 11/15/11 | 15 |
| Grayson Allen vs. Kansas, 11/15/16 | 15 |
| 4. Seth Curry vs. Kentucky, 11/13/12 | 14 |
| Rasheed Sulaimon vs. Kentucky, 11/13/12 | 14 |

Field Goal Pct.

| | |
|---|-------------|
| 1. Jahlil Okafor vs. Michigan State, 11/18/14 | [8-10] .800 |
| 2. Luke Kennard vs. Kansas, 11/15/16 | [7-10] .700 |
| 3. Quinn Cook vs. Michigan State, 11/18/14 | [7-12] .583 |
| 4. Andre Dawkins vs. Michigan State, 11/15/11 | [8-15] .533 |
| 5. Seth Curry vs. Kentucky, 11/13/12 | [7-14] .500 |
| Jabari Parker vs. Kansas, 11/12/13 | [9-18] .500 |
| Rasheed Sulaimon vs. Kansas, 11/12/13 | [5-10] .500 |

Minimum 10 field goal attempts

3-Point Field Goals Made

| | |
|---|---|
| 1. Andre Dawkins vs. Michigan State, 11/15/11 | 6 |
| 2. Jabari Parker vs. Kansas, 11/12/13 | 4 |
| 3. 5x; last: Matt Jones vs. Kansas, 11/15/16 | 3 |

3-Point Field Goal Attempts

| | |
|---|----|
| 1. Andre Dawkins vs. Michigan State, 11/15/11 | 10 |
| 2. Rasheed Sulaimon vs. Kentucky, 11/13/12 | 7 |
| Jabari Parker vs. Kansas, 11/12/13 | 7 |
| Grayson Allen vs. Kansas, 11/15/16 | 7 |
| 5. Matt Jones vs. Kentucky, 11/17/15 | 6 |

3-Point Field Goal Pct.

| | |
|---|-------------|
| 1. Andre Dawkins vs. Michigan State, 11/15/11 | [6-10] .600 |
| Seth Curry vs. Kentucky, 11/13/12 | [3-5] .600 |
| Matt Jones vs. Kansas, 11/15/16 | [3-5] .600 |
| 4. Jabari Parker vs. Kansas, 11/12/13 | [4-7] .571 |
| 5. Matt Jones vs. Kentucky, 11/17/15 | [3-6] .500 |

Minimum five three-point field goal attempts

Free Throws Made

| | |
|--|----|
| 1. Seth Curry vs. Michigan State, 11/15/11 | 10 |
| 2. Tyus Jones vs. Michigan State, 11/18/14 | 7 |
| 3. Ryan Kelly vs. Michigan State, 11/15/11 | 6 |
| Seth Curry vs. Kentucky, 11/13/12 | 6 |
| Justise Winslow vs. Michigan State, 11/18/14 | 6 |
| Luke Kennard vs. Kansas, 11/15/16 | 6 |

Free Throws Attempted

| | |
|---|----|
| 1. Seth Curry vs. Michigan State, 11/15/11 | 12 |
| 2. Mason Plumlee vs. Michigan State, 11/15/11 | 10 |
| Chase Jeter vs. Kansas, 11/15/16 | 10 |
| 4. Justise Winslow vs. Michigan State, 11/18/14 | 9 |
| 5. Marshall Plumlee vs. Kentucky, 11/17/15 | 8 |

Free Throw Pct.

| | |
|--|--------------|
| 1. Ryan Kelly vs. Michigan State, 11/15/11 | [6-6] 1.000 |
| Seth Curry vs. Kentucky, 11/13/12 | [6-6] 1.000 |
| Tyus Jones vs. Michigan State, 11/18/14 | [7-7] 1.000 |
| Luke Kennard vs. Kansas, 11/15/16 | [6-6] 1.000 |
| 5. Seth Curry vs. Michigan State, 11/15/11 | [10-12] .833 |

Minimum six made free throws

Rebounds

| | |
|--|----|
| 1. Amile Jefferson vs. Kentucky, 11/17/15 | 15 |
| 2. Marshall Plumlee vs. Kentucky, 11/17/15 | 10 |
| 3. Jabari Parker vs. Kansas, 11/12/13 | 9 |
| 4. Seth Curry vs. Michigan State, 11/15/11 | 7 |
| 5. Rasheed Sulaimon vs. Kentucky, 11/13/12 | 6 |
| Justise Winslow vs. Michigan State, 11/18/14 | 6 |

Assists

| | |
|--|---|
| 1. Quinn Cook vs. Michigan State, 11/18/14 | 6 |
| 2. Rasheed Sulaimon vs. Kentucky, 11/13/12 | 5 |
| Rodney Hood vs. Kansas, 11/12/13 | 5 |
| Luke Kennard vs. Kansas, 11/15/16 | 5 |
| 5. Seth Curry vs. Michigan State, 11/15/11 | 4 |
| Quinn Cook vs. Kansas, 11/12/13 | 4 |
| Tyus Jones vs. Michigan State, 11/18/14 | 4 |

Steals

| | |
|--|---|
| 1. Seth Curry vs. Michigan State, 11/15/11 | 4 |
| Andre Dawkins vs. Michigan State, 11/15/11 | 4 |
| 3. Ryan Kelly vs. Kentucky, 11/13/12 | 3 |
| 4. 5x; last: Matt Jones vs. Kentucky, 11/17/15 | 2 |

Blocked Shots

| | |
|---|---|
| 1. Amile Jefferson vs. Kentucky, 11/17/15 | 6 |
| 2. Mason Plumlee vs. Michigan State, 11/15/11 | 3 |
| Ryan Kelly vs. Kentucky, 11/13/12 | 3 |
| Chase Jeter vs. Kansas, 11/15/16 | 3 |
| 5. Mason Plumlee vs. Kentucky, 11/13/12 | 2 |
| Jahlil Okafor vs. Michigan State, 11/18/14 | 2 |

Minutes Played

| | |
|--|----|
| 1. Matt Jones vs. Kansas, 11/15/16 | 40 |
| 2. Seth Curry vs. Michigan State, 11/15/11 | 38 |
| Andre Dawkins vs. Michigan State, 11/15/11 | 38 |
| Rodney Hood vs. Kansas, 11/12/13 | 38 |
| Grayson Allen vs. Kansas, 11/15/16 | 38 |

» RECORD BY LOCATION

| | |
|--------------|-------------|
| Atlanta | 1-0 (1.000) |
| Chicago | 0-2 (.000) |
| Indianapolis | 1-0 (1.000) |
| New York | 1-1 (.500) |

» RECORD BY OPPONENT

| | |
|----------------|-------------|
| Kansas | 0-2 (.000) |
| Kentucky | 1-1 (.500) |
| Michigan State | 2-0 (1.000) |

» CHAMPIONS CLASSIC RECORDS

| | |
|----------------|------------|
| Kentucky | 4-2 (.667) |
| Duke | 3-3 (.500) |
| Michigan State | 3-3 (.500) |
| Kansas | 2-4 (.333) |

» DUKE IN THE CHAMPIONS CLASSIC

| DATE | OPPONENT | LOCATION | RESULT | LEADING DUKE SCORER |
|----------|----------------|--------------------|----------|-----------------------|
| 11/15/11 | Michigan State | New York, N.Y. | W, 74-69 | Andre Dawkins, 26 |
| 11/13/12 | Kentucky | Atlanta, Ga. | W, 75-68 | Seth Curry, 23 |
| 11/12/13 | Kansas | Chicago, Ill. | L, 83-94 | Jabari Parker, 27 |
| 11/18/14 | Michigan State | Indianapolis, Ind. | W, 81-71 | Quinn Cook, 19 |
| 11/17/15 | Kentucky | Chicago, Ill. | L, 63-74 | Jefferson & Jones, 16 |
| 11/15/16 | Kansas | New York, N.Y. | L, 75-77 | Luke Kennard, 22 |

» DUKE IN THE UNITED CENTER (ALL GAMES)

| DATE | OPPONENT | RESULT | NOTE |
|----------|----------------|----------|---|
| 12/3/94 | Illinois | W, 70-65 | First college basketball game in the venue |
| 12/2/98 | Michigan State | W, 73-67 | Great Eight |
| 11/30/99 | Illinois | W, 72-69 | ACC/Big Ten Challenge |
| 11/27/01 | Iowa | W, 80-62 | ACC/Big Ten Challenge |
| 12/4/04 | Valparaiso | W, 93-61 | J.J. Redick scores 26 on 7-8 from 3-point range |
| 1/6/10 | Iowa State | W, 86-65 | Chicago-native Jon Scheyer scores 31 |
| 11/12/13 | Kansas | L, 83-94 | Champions Classic |
| 11/17/15 | Kentucky | L, 63-74 | Champions Classic |

3 GRAYSON ALLEN

Sr. | Guard | 6-5 | 205
Jacksonville, Fla. | Providence School



» CAREER HIGHS

| | | | |
|----------|----|-----------------------------|----------|
| Points | 34 | vs. UNLV | 12/10/16 |
| Rebounds | 11 | vs. Buffalo | 12/5/15 |
| Assists | 11 | vs. Boston College | 1/7/17 |
| Steals | 5 | vs. Wake Forest | 3/1/16 |
| FG Made | 12 | vs. UNLV | 12/10/16 |
| 3FG Made | 7 | 2x, last vs. North Carolina | 2/9/16 |
| FT Made | 15 | 2x, last vs. UNCW | 3/17/16 |
| Minutes | 44 | vs. Notre Dame | 3/10/16 |

» PRODUCTION TRACKER

| | 2017-18 | CAREER |
|----------------------|---------|--------|
| Double-figure points | 2 | 66 |
| 20-pt games | 1 | 31 |
| 3+ 3pt FG | 2 | 32 |
| 5+ assists | 0 | 22 |
| Dunks | 2 | 34 |
| Three-point plays | 0 | 29 |
| Four-point plays | 0 | 3 |

» PLAYER NOTES

HONORS & AWARDS

- 2017-18 Blue Ribbon Preseason All-American (1st team)
- 2017-18 Sporting News Preseason All-American (1st team)
- 2017-18 ESPN Preseason All-American (2nd team)
- 2017-18 NBC Sports Preseason All-American (2nd team)
- 2017-18 Athlon Preseason All-American (2nd team)
- 2018 Oscar Robertson Trophy Watch List (32)
- 2017-18 Preseason candidate for Jerry West Award
- 2017-18 Preseason All-ACC First Team
- No. 6 on ESPN's list of 2017-18 Top 50 Players

CAPTAIN

- » Allen is currently serving as the lone captain of the 2017-18 Blue Devils.

WINS AT CAMERON

- » Allen has played in 51 career games at Cameron Indoor Stadium, compiling a 46-5 (.902) record. He is 11 home wins shy of tying for 15th place on the venue's career wins chart (must have played in the win).

CAMERON INDOOR STADIUM | CAREER WINS

| Rk | Player, Years | WINS |
|------------|----------------------------------|-----------|
| 13. | Brian Zoubek, 2007-10 | 58 |
| | Ryan Kelly, 2010-13 | 58 |
| 15. | J.J. Redick, 2003-06 | 57 |
| | Shelden Williams, 2003-06 | 57 |
| NR. | Grayson Allen, 2015-pres. | 46 |

through November 11

DOUBLE-FIGURE EFFICIENCY

- » Duke is 52-14 (.788) in Allen's career when he scores in double figures, including a 25-6 (.806) when he scores 20+ points.
- » In his 66 career double-figure scoring games, Allen has shot .480 (403-of-839) from the floor, .436 (182-of-417) from deep and .843 (344-of-408) from the line.

1,000-POINT CLUB

- » Allen became the 65th-player in Duke history to eclipse the 1,000-point mark in Duke's win over No. 21 Rhode Island on Nov. 20, 2016. His 1,464 points rank 31st on the program's career list.
- » He needs 43 points to surpass Carlos Boozer and move into Duke's top 30 in career scoring.

» 2017-18 GAME-BY-GAME STATS

| OPPONENT | FG | PCT. | 3FG | PCT. | FT | PCT. | O-D-T | PF | PTS | A | TO | BLK | STL | MIN |
|---------------------|------|------|-----|------|-----|------|-------|----|-----|---|----|-----|-----|-----|
| ^Elon | 8-15 | .533 | 6-9 | .667 | 0-0 | .000 | 1-3-4 | 1 | 22 | 2 | 0 | 0 | 1 | 29 |
| ^Utah Valley | 7-11 | .636 | 4-6 | .667 | 0-0 | .000 | 0-3-3 | 3 | 18 | 2 | 1 | 0 | 0 | 32 |
| vs Michigan State | | | | | | | | | | | | | | |
| Southern | | | | | | | | | | | | | | |
| Furman | | | | | | | | | | | | | | |
| vs Portland State | | | | | | | | | | | | | | |
| vs Butler/Texas | | | | | | | | | | | | | | |
| vs TBD | | | | | | | | | | | | | | |
| at Indiana | | | | | | | | | | | | | | |
| South Dakota | | | | | | | | | | | | | | |
| Saint Francis (Pa.) | | | | | | | | | | | | | | |
| at Boston College | | | | | | | | | | | | | | |
| Evansville | | | | | | | | | | | | | | |
| Florida State | | | | | | | | | | | | | | |
| at NC State | | | | | | | | | | | | | | |
| at Pittsburgh | | | | | | | | | | | | | | |
| Wake Forest | | | | | | | | | | | | | | |
| at Miami | | | | | | | | | | | | | | |
| Pittsburgh | | | | | | | | | | | | | | |
| at Wake Forest | | | | | | | | | | | | | | |
| Virginia | | | | | | | | | | | | | | |
| Notre Dame | | | | | | | | | | | | | | |
| at St. John's | | | | | | | | | | | | | | |
| at North Carolina | | | | | | | | | | | | | | |
| at Georgia Tech | | | | | | | | | | | | | | |
| Virginia Tech | | | | | | | | | | | | | | |
| at Clemson | | | | | | | | | | | | | | |
| Louisville | | | | | | | | | | | | | | |
| Syracuse | | | | | | | | | | | | | | |
| at Virginia Tech | | | | | | | | | | | | | | |
| North Carolina | | | | | | | | | | | | | | |

^ - Game started; [] AP ranking

» CAREER STATS

| YEAR | G-S | MIN/AVG | FG-FGA | PCT | 3-POINT | | | REBS | | | AVG | PF-D | A | TO | BLK | STL | PTS/AVG | |
|--------------|---------------|------------------|-----------------|-------------|----------------|-------------|----------------|-------------|-----------|------------|------------|------------|--------------|------------|------------|-----------|-----------|------------------|
| | | | | | FG-FGA | PCT | FT-FTA | PCT | O | D | | | | | | | | TOT |
| 2014-15 | 35-0 | 322/9.2 | 45-106 | .425 | 18-52 | .346 | 45-53 | .849 | 9 | 26 | 35 | 1.0 | 42-2 | 14 | 15 | 5 | 10 | 153/4.4 |
| 2015-16 | 36-35 | 1317/36.6 | 239-513 | .466 | 90-216 | .417 | 211-252 | .837 | 24 | 141 | 165 | 4.6 | 98-4 | 127 | 72 | 5 | 47 | 779/21.6 |
| 2016-17 | 34-25 | 1007/29.6 | 141-357 | .395 | 81-222 | .365 | 129-159 | .811 | 23 | 104 | 127 | 3.7 | 78-1 | 119 | 74 | 2 | 26 | 492/14.5 |
| 2017-18 | 2-2 | 61/30.5 | 15-26 | .577 | 10-15 | .667 | 0-0 | .000 | 1 | 6 | 7 | 3.5 | 4-0 | 4 | 1 | 0 | 1 | 40/20.0 |
| TOTAL | 107-62 | 2707/25.3 | 440-1002 | .439 | 199-505 | .394 | 385-464 | .830 | 57 | 277 | 334 | 3.1 | 222-7 | 264 | 162 | 12 | 84 | 1464/13.7 |

» GRAYSON ALLEN PLAYER NOTES [continued]

DUKE | CAREER POINTS

| Rk | Player, Years | PTS |
|-----|----------------------------------|--------------|
| 25. | Jeff Capel, 1994-97 | 1,601 |
| 26. | Daniel Ewing, 2002-05 | 1,595 |
| 27. | Thomas Hill, 1990-93 | 1,594 |
| 28. | Quinn Cook, 2012-15 | 1,571 |
| 29. | David Henderson, 1983-86 | 1,570 |
| 30. | Carlos Boozer, 2000-02 | 1,506 |
| 31. | Grayson Allen, 2015-pres. | 1,464 |
| 32. | Vince Taylor, 1979-82 | 1,455 |
| | Chris Carrawell, 1996-00 | 1,455 |

through November 11

FINISHING STRONG IN 2016-17

- » Allen was lights out from three-point territory during the month of March 2017, shooting .462 (18-of-39) in that time.
- » His 18 threes last March equated to 2.6 per game and accounted for 53.5 percent of his total points during the month.
- » He was 8-of-16 (.500) from outside the arc in Duke's run to the ACC Tournament title in Brooklyn.

TRACKING THE 3-POINT LEADERS

- » Allen has made 199 three-point field goals in his Duke tenure and is within reach of the program's career top-10 list.
- » Allen averaged 85.5 three-pointers per season during his sophomore and junior years.

DUKE | CAREER 3-POINT FIELD GOALS

| Rk | Player, Years | 3FG |
|-----|---------------------------------------|------------|
| 7. | Shane Battier, 1998-01 | 246 |
| 8. | Quinn Cook, 2012-15 | 236 |
| 9. | Andre Dawkins, 2010-12, 2014 | 231 |
| 10. | Seth Curry, 2011-13 | 223 |
| | NR.Grayson Allen, 2015-present | 199 |

through November 11

ACC LEADER FROM DEEP

- » With 199 career three-point field goals, Allen is the ACC's active leader in three-pointers made.

ACTIVE ACC PLAYERS | CAREER 3-POINT FIELD GOALS

| Rk | Player, School | 3FG |
|----|--------------------------------|------------|
| 1. | Grayson Allen, Duke | 199 |
| 2. | Justin Bibbs, Virginia Tech | 188 |
| 3. | Joel Berry II, North Carolina | 173 |
| 4. | Mitchell Wilbekin, Wake Forest | 146 |
| 5. | Donte Grantham, Clemson | 139 |

through November 11

LOFTY COMPANY AT THE STRIPE

- » Allen's free throw percentage of .830 ranks seventh on Duke's career chart (min. 200 FTM).

DUKE | CAREER FREE THROW PERCENTAGE

| Rk | Player, Years | FT | FTA | PCT |
|----|----------------------------------|------------|------------|-------------|
| 1. | J.J. Redick, 2003-06 | 662 | 726 | .912 |
| 2. | Luke Kennard, 2016-17 | 248 | 286 | .867 |
| 3. | Trajan Langdon, 1995-99 | 386 | 448 | .862 |
| 4. | Jon Scheyer, 2006-2010 | 608 | 706 | .861 |
| 5. | Quinn Cook, 2012-15 | 267 | 313 | .853 |
| 6. | Tom Emma, 1980-83 | 214 | 254 | .843 |
| 7. | Grayson Allen, 2015-pres. | 385 | 464 | .830 |
| 8. | Seth Curry, 2011-13 | 293 | 355 | .825 |

through November 11

ACADEMIC ACCOMPLISHMENTS

- » Allen has been named to the All-ACC Academic Team in each of his three collegiate seasons. He is the ninth Duke player to earn the honor three times, a group that includes former teammate **Amile Jefferson** (four times).
- » In 2016, Allen was a second-team CoSIDA Academic All-American - the sixth to play at Duke under Coach K (nine honors).

35 MARVIN BAGLEY III

Fr. | Forward | 6-11 | 234
Phoenix, Ariz. | Sierra Canyon [Calif.]



» CAREER HIGHS

| | | | |
|----------|----|--------------------------|----------|
| Points | 25 | vs. Elon | 11/10/17 |
| Rebounds | 10 | 2x, last vs. Utah Valley | 11/11/17 |
| Assists | 2 | vs. Utah Valley | 11/11/17 |
| Blocks | -- | | |
| Steals | 2 | vs. Utah Valley | 11/11/17 |
| FG Made | 12 | vs. Elon | 11/10/17 |
| FT Made | 1 | 2x, last vs. Utah Valley | 11/11/17 |
| Minutes | 32 | vs. Utah Valley | 11/11/17 |

» PRODUCTION TRACKER

| | 2017-18 | CAREER |
|----------------------|---------|--------|
| Double-figure points | 2 | 2 |
| Double-doubles | 2 | 2 |
| 20-pt games | 2 | 2 |
| Dunks | 6 | 6 |
| 5+ rebounds | 2 | 2 |
| 2+ blocks | 0 | 0 |
| Three-point plays | 2 | 2 |

» 2017-18 GAME-BY-GAME STATS

| OPPONENT | FG | PCT. | 3FG | PCT. | FT | PCT. | O-D-T | PF | PTS | A | TO | BLK | STL | MIN |
|---------------------|-------|------|-----|-------|-----|------|--------|----|-----|---|----|-----|-----|-----|
| ^Elon | 12-18 | .667 | 0-2 | .000 | 1-4 | .250 | 2-8-10 | 1 | 25 | 0 | 3 | 0 | 1 | 29 |
| ^Utah Valley | 11-17 | .647 | 1-1 | 1.000 | 1-5 | .200 | 3-7-10 | 2 | 24 | 2 | 1 | 0 | 2 | 36 |
| vs Michigan State | | | | | | | | | | | | | | |
| Southern | | | | | | | | | | | | | | |
| Furman | | | | | | | | | | | | | | |
| vs Portland State | | | | | | | | | | | | | | |
| vs Butler/Texas | | | | | | | | | | | | | | |
| vs TBD | | | | | | | | | | | | | | |
| at Indiana | | | | | | | | | | | | | | |
| South Dakota | | | | | | | | | | | | | | |
| Saint Francis (Pa.) | | | | | | | | | | | | | | |
| at Boston College | | | | | | | | | | | | | | |
| Evansville | | | | | | | | | | | | | | |
| Florida State | | | | | | | | | | | | | | |
| at NC State | | | | | | | | | | | | | | |
| at Pittsburgh | | | | | | | | | | | | | | |
| Wake Forest | | | | | | | | | | | | | | |
| at Miami | | | | | | | | | | | | | | |
| Pittsburgh | | | | | | | | | | | | | | |
| at Wake Forest | | | | | | | | | | | | | | |
| Virginia | | | | | | | | | | | | | | |
| Notre Dame | | | | | | | | | | | | | | |
| at St. John's | | | | | | | | | | | | | | |
| at North Carolina | | | | | | | | | | | | | | |
| at Georgia Tech | | | | | | | | | | | | | | |
| Virginia Tech | | | | | | | | | | | | | | |
| at Clemson | | | | | | | | | | | | | | |
| Louisville | | | | | | | | | | | | | | |
| Syracuse | | | | | | | | | | | | | | |
| at Virginia Tech | | | | | | | | | | | | | | |
| North Carolina | | | | | | | | | | | | | | |

^ - Game started; [] AP ranking

» PLAYER NOTES

HONORS & AWARDS

- 2017-18 Athlon Preseason All-American (1st team)
- 2017-18 Blue Ribbon Preseason All-American (2nd team)
- 2017-18 ESPN Preseason All-American (2nd team)
- 2017-18 Sporting News Preseason All-American (2nd team)
- 2018 Oscar Robertson Trophy Watch List (32)
- Preseason candidate for Karl Malone Award
- 2017-18 Preseason ACC Rookie of the Year
- 2017-18 Preseason All-ACC First Team
- No. 9 on ESPN's list of 2017-18 Top 50 Players

SIGNIFICANT JERSEY NUMBER

- » Bagley III is the first Duke player to wear the number 35 since 1989, when **Danny Ferry** concluded his storied collegiate career as National Player of the Year.
- » Ferry was consulted prior to Duke issuing number 35 to Bagley III, and immediately granted permission.
- » Said Ferry on the night Bagley III committed to Duke: "I think it's terrific for Marvin to wear number 35 if he desires, and I warmly welcome him to the Duke family. I hope he has a great experience at Duke."

NOTING BAGLEY III'S DEBUT

- » Bagley III scored a game-high 25 points on 12-of-18 shooting from the field and had 10 rebounds on his way to becoming just the second Duke freshman to post a double-double in his debut.
- » **Jason Williams** had 13 and 10 versus Stanford on Nov. 11, 1999 in New York City.
- » Bagley III set the scoring record for a Duke freshman in a season opener with 25 points. **Shavlik Randolph** scored 23 vs. Army on Nov. 12, 2002.
- » Bagley III became just the sixth Duke freshman to reach the 20-point mark in a season opener.

ANOTHER DOUBLE-DOUBLE

- » Bagley III became the first Duke freshmen to start a career with consecutive double-doubles thanks to his 24-10 effort against Utah Valley.
- » His 49 points through the first two game of his career matches the Duke record set by **Jabari Parker** in 2013-14.
- » He's also the first freshman to post back-to-back 20-10 games since Parker in 2013.

» CAREER STATS

| YEAR | G-S | MIN/AVG | FG-FGA | PCT | 3-POINT | | FT-FTA | PCT | REBS | | | AVG | PF-D | A | TO | BLK | STL | PTS/AVG |
|--------------|------------|----------------|--------------|-------------|------------|-------------|------------|-------------|----------|-----------|-----------|-------------|------------|----------|----------|----------|----------|----------------|
| | | | | | FG-FGA | PCT | | | O | D | TOT | | | | | | | |
| 2017-18 | 2-2 | 65/32.5 | 23-35 | .657 | 1-3 | .333 | 2-9 | .222 | 5 | 15 | 20 | 10.0 | 3-0 | 2 | 4 | 0 | 3 | 49/24.5 |
| TOTAL | 2-2 | 65/32.5 | 23-35 | .657 | 1-3 | .333 | 2-9 | .222 | 5 | 15 | 20 | 10.0 | 3-0 | 2 | 4 | 0 | 3 | 49/24.5 |

53 BRENNAN BESSER

Jr. | Guard | 6-5 | 190
Chicago, Ill. | Latin School



» CAREER HIGHS

| | |
|----------|-----------------------|
| Points | - |
| Rebounds | - |
| Assists | - |
| Steals | - |
| FG Made | - |
| 3FG Made | - |
| FT Made | - |
| Minutes | 2 vs. Marist 11/11/16 |

» 2017-18 GAME-BY-GAME STATS

| OPPONENT | FG | PCT. | 3FG | PCT. | FT | PCT. | O-D-T | PF | PTS | A | TO | BLK | STL | MIN |
|---------------------|-----|------|-----|------|----|------|-------|----|-----|---|----|-----|-----|-----|
| Elon | dnp | | | | | | | | | | | | | |
| Utah Valley | dnp | | | | | | | | | | | | | |
| vs Michigan State | | | | | | | | | | | | | | |
| Southern | | | | | | | | | | | | | | |
| Furman | | | | | | | | | | | | | | |
| vs Portland State | | | | | | | | | | | | | | |
| vs Butler/Texas | | | | | | | | | | | | | | |
| vs TBD | | | | | | | | | | | | | | |
| at Indiana | | | | | | | | | | | | | | |
| South Dakota | | | | | | | | | | | | | | |
| Saint Francis (Pa.) | | | | | | | | | | | | | | |
| at Boston College | | | | | | | | | | | | | | |
| Evansville | | | | | | | | | | | | | | |
| Florida State | | | | | | | | | | | | | | |
| at NC State | | | | | | | | | | | | | | |
| at Pittsburgh | | | | | | | | | | | | | | |
| Wake Forest | | | | | | | | | | | | | | |
| at Miami | | | | | | | | | | | | | | |
| Pittsburgh | | | | | | | | | | | | | | |
| at Wake Forest | | | | | | | | | | | | | | |
| Virginia | | | | | | | | | | | | | | |
| Notre Dame | | | | | | | | | | | | | | |
| at St. John's | | | | | | | | | | | | | | |
| at North Carolina | | | | | | | | | | | | | | |
| at Georgia Tech | | | | | | | | | | | | | | |
| Virginia Tech | | | | | | | | | | | | | | |
| at Clemson | | | | | | | | | | | | | | |
| Louisville | | | | | | | | | | | | | | |
| Syracuse | | | | | | | | | | | | | | |
| at Virginia Tech | | | | | | | | | | | | | | |
| North Carolina | | | | | | | | | | | | | | |

^ - Game started; [] AP ranking

^ - Game started; [] AP ranking

» CAREER STATS

| YEAR | G-S | MIN/AVG | FG-FGA | PCT | 3-POINT | | FT-FTA | PCT | REBS | | | | PF-D | A | TO | BLK | STL | PTS/AVG |
|--------------|------------|--------------|------------|-------------|------------|-------------|------------|-------------|----------|----------|----------|------------|------------|----------|----------|----------|----------|--------------|
| | | | | | FG-FGA | PCT | | | O | D | TOT | AVG | | | | | | |
| 2015-16 | 1-0 | 1/1.0 | 0-1 | .000 | 0-1 | .000 | 0-0 | .000 | 0 | 0 | 0 | 0.0 | 0-0 | 0 | 0 | 0 | 0 | 0/0.0 |
| 2016-17 | 1-0 | 2/2.0 | 0-1 | .000 | 0-1 | .000 | 0-0 | .000 | 0 | 0 | 0 | 0.0 | 1-0 | 0 | 0 | 0 | 0 | 0/0.0 |
| 2017-18 | - | - | - | - | - | - | - | - | - | - | - | - | - | - | - | - | - | - |
| TOTAL | 2-0 | 3/1.5 | 0-2 | .000 | 0-2 | .000 | 0-0 | .000 | 0 | 0 | 0 | 0.0 | 1-0 | 0 | 0 | 0 | 0 | 0/0.0 |

20 MARQUES BOLDEN

So. | Center | 6-11 | 246 | Mar-KWEESE
DeSoto, Texas | DeSoto



» CAREER HIGHS

| | | | |
|----------|----|--------------------------|----------|
| Points | 8 | vs. Miami | 1/21/17 |
| Rebounds | 5 | vs. Maine | 12/3/16 |
| Assists | 1 | 3x, last vs. Utah Valley | 11/11/17 |
| Blocks | 3 | at Miami | 2/25/17 |
| Steals | 1 | 3x, last vs. Utah Valley | 11/11/17 |
| FG Made | 4 | vs. Miami | 1/21/17 |
| FT Made | 2 | 2x, last vs. Wake Forest | 2/18/17 |
| Minutes | 23 | vs. Miami | 1/21/17 |

» PRODUCTION TRACKER

| | 2017-18 | CAREER |
|----------------------|---------|--------|
| Double-figure points | 0 | 0 |
| Double-doubles | 0 | 0 |
| 20-pt games | 0 | 0 |
| Dunks | 0 | 4 |
| 5+ rebounds | 0 | 1 |
| 2+ blocks | 1 | 2 |
| Three-point plays | 0 | 0 |

» 2017-18 GAME-BY-GAME STATS

| OPPONENT | FG | PCT. | 3FG | PCT. | FT | PCT. | O-D-T | PF | PTS | A | TO | BLK | STL | MIN |
|---------------------|------------|------|-----|------|-----|------|-------|----|-----|---|----|-----|-----|-----|
| Elon | dnp (sick) | | | | | | | | | | | | | |
| Utah Valley | 1-2 | .500 | 0-0 | .000 | 0-0 | .000 | 1-0-1 | 2 | 2 | 1 | 0 | 2 | 1 | 7 |
| vs Michigan State | | | | | | | | | | | | | | |
| Southern | | | | | | | | | | | | | | |
| Furman | | | | | | | | | | | | | | |
| vs Portland State | | | | | | | | | | | | | | |
| vs Butler/Texas | | | | | | | | | | | | | | |
| vs TBD | | | | | | | | | | | | | | |
| at Indiana | | | | | | | | | | | | | | |
| South Dakota | | | | | | | | | | | | | | |
| Saint Francis (Pa.) | | | | | | | | | | | | | | |
| at Boston College | | | | | | | | | | | | | | |
| Evansville | | | | | | | | | | | | | | |
| Florida State | | | | | | | | | | | | | | |
| at NC State | | | | | | | | | | | | | | |
| at Pittsburgh | | | | | | | | | | | | | | |
| Wake Forest | | | | | | | | | | | | | | |
| at Miami | | | | | | | | | | | | | | |
| Pittsburgh | | | | | | | | | | | | | | |
| at Wake Forest | | | | | | | | | | | | | | |
| Virginia | | | | | | | | | | | | | | |
| Notre Dame | | | | | | | | | | | | | | |
| at St. John's | | | | | | | | | | | | | | |
| at North Carolina | | | | | | | | | | | | | | |
| at Georgia Tech | | | | | | | | | | | | | | |
| Virginia Tech | | | | | | | | | | | | | | |
| at Clemson | | | | | | | | | | | | | | |
| Louisville | | | | | | | | | | | | | | |
| Syracuse | | | | | | | | | | | | | | |
| at Virginia Tech | | | | | | | | | | | | | | |
| North Carolina | | | | | | | | | | | | | | |

^ - Game started; [] AP ranking

» PLAYER NOTES

HONORS & AWARDS

Preseason candidate for Kareem Abdul-Jabbar Award

ADDED INTERNATIONAL EXPERIENCE

- » Bolden added to his USA Basketball resume in June when he was picked to participate in the Men's U19 World Cup Team training camp. He was one of just 25 players selected for the camp.
- » Bolden had previous USAB experience as a member of the 2015 Men's Junior National Team and the 2016 Junior Select National Team that won the Nike Hoop Summit.

» CAREER STATS

| YEAR | G-S | MIN/AVG | FG-FGA | PCT | 3-POINT | | | FT-FTA | PCT | REBS | | | | PF-D | A | TO | BLK | STL | PTS/AVG |
|--------------|-------------|----------------|--------------|-------------|------------|-------------|-------------|------------|-------------|-----------|-----------|-----------|------------|-------------|----------|-----------|----------|----------|---------------|
| | | | | | FG-FGA | PCT | PCT | | | O | D | TOT | AVG | | | | | | |
| 2016-17 | 24-1 | 157/6.5 | 16-35 | .457 | 0-0 | .000 | .000 | 5-8 | .625 | 14 | 12 | 26 | 1.1 | 32-0 | 2 | 11 | 7 | 2 | 37/1.5 |
| 2017-18 | 1-0 | 7/7.0 | 1-2 | .500 | 0-0 | .000 | .000 | 0-0 | .000 | 1 | 0 | 1 | 1.0 | 2-0 | 1 | 0 | 2 | 1 | 2/2.0 |
| TOTAL | 25-1 | 164/6.6 | 17-37 | .459 | 0-0 | .000 | .000 | 5-8 | .625 | 15 | 12 | 27 | 1.1 | 34-0 | 3 | 11 | 9 | 3 | 39/1.6 |

34 WENDELL CARTER, JR.

Fr. | Forward | 6-10 | 259 | Wen-DELL
Atlanta, Ga. | Pace Academy



» CAREER HIGHS

| | | | |
|----------|----|--------------------------|----------|
| Points | 12 | vs. Utah Valley | 11/11/17 |
| Rebounds | 7 | vs. Utah Valley | 11/11/17 |
| Assists | 4 | vs. Utah Valley | 11/11/17 |
| Blocks | 4 | vs. Utah Valley | 11/11/17 |
| Steals | 3 | vs. Utah Valley | 11/11/17 |
| FG Made | 4 | 2x, last vs. Utah Valley | 11/11/17 |
| FT Made | 3 | vs. Utah Valley | 11/11/17 |
| Minutes | 27 | vs. Utah Valley | 11/11/17 |

» PRODUCTION TRACKER

| | 2017-18 | CAREER |
|----------------------|---------|--------|
| Double-figure points | 1 | 1 |
| Double-doubles | 0 | 0 |
| 20-pt games | 0 | 0 |
| Dunks | 2 | 2 |
| 5+ rebounds | 2 | 2 |
| 2+ blocks | 2 | 2 |
| Three-point plays | 0 | 0 |

» 2017-18 GAME-BY-GAME STATS

| OPPONENT | FG | PCT. | 3FG | PCT. | FT | PCT. | O-D-T | PF | PTS | A | TO | BLK | STL | MIN |
|--------------------------|-----|------|-----|------|-----|------|-------|----|-----|---|----|-----|-----|-----|
| [^] Elon | 4-6 | .667 | 0-0 | .000 | 0-2 | .000 | 3-3-6 | 3 | 8 | 1 | 1 | 2 | 0 | 16 |
| [^] Utah Valley | 4-8 | .500 | 1-3 | .333 | 3-4 | .750 | 4-3-7 | 1 | 12 | 4 | 2 | 4 | 3 | 31 |
| vs Michigan State | | | | | | | | | | | | | | |
| Southern | | | | | | | | | | | | | | |
| Furman | | | | | | | | | | | | | | |
| vs Portland State | | | | | | | | | | | | | | |
| vs Butler/Texas | | | | | | | | | | | | | | |
| vs TBD | | | | | | | | | | | | | | |
| at Indiana | | | | | | | | | | | | | | |
| South Dakota | | | | | | | | | | | | | | |
| Saint Francis (Pa.) | | | | | | | | | | | | | | |
| at Boston College | | | | | | | | | | | | | | |
| Evansville | | | | | | | | | | | | | | |
| Florida State | | | | | | | | | | | | | | |
| at NC State | | | | | | | | | | | | | | |
| at Pittsburgh | | | | | | | | | | | | | | |
| Wake Forest | | | | | | | | | | | | | | |
| at Miami | | | | | | | | | | | | | | |
| Pittsburgh | | | | | | | | | | | | | | |
| at Wake Forest | | | | | | | | | | | | | | |
| Virginia | | | | | | | | | | | | | | |
| Notre Dame | | | | | | | | | | | | | | |
| at St. John's | | | | | | | | | | | | | | |
| at North Carolina | | | | | | | | | | | | | | |
| at Georgia Tech | | | | | | | | | | | | | | |
| Virginia Tech | | | | | | | | | | | | | | |
| at Clemson | | | | | | | | | | | | | | |
| Louisville | | | | | | | | | | | | | | |
| Syracuse | | | | | | | | | | | | | | |
| at Virginia Tech | | | | | | | | | | | | | | |
| North Carolina | | | | | | | | | | | | | | |

[^] - Game started; [] AP ranking

» PLAYER NOTES

HONORS & AWARDS

Preseason candidate for Karl Malone Award
No. 33 on ESPN's list of 2017-18 Top 50 Players

EIGHTH WOOTTEN WINNER

» Carter is the eighth Duke signee to garner the Morgan Wootten National Player of the Year Award since its inception in 1997 - far and away the most in the nation.

DUKE | MORGAN WOOTTEN AWARD WINNERS

| Player | YEAR |
|---------------------|------|
| Shane Battier | 1997 |
| Jason Williams | 1999 |
| Chris Duhon | 2000 |
| Josh McRoberts | 2005 |
| Austin Rivers | 2011 |
| Jabari Parker | 2013 |
| Jahlil Okafor | 2014 |
| Wendell Carter, Jr. | 2017 |

through 2017

MORGAN WOOTTEN AWARD WINNERS | BY SCHOOL

| Rk | School | TOTAL |
|----|----------------|-------|
| 1. | Duke | 8 |
| 2. | UCLA | 3 |
| 3. | North Carolina | 2 |
| 4. | Georgetown | 1 |
| | Georgia Tech | 1 |
| | Kansas | 1 |
| | LSU | 1 |
| | Notre Dame | 1 |
| | Ohio State | 1 |

STAT STUFFER

» In 47 minutes through two games, Carter, Jr., has complimented his 20 points and 13 rebounds with a team-leading six blocks. The 6-foot-10 Atlanta native also has three steals and five assists.

» CAREER STATS

| YEAR | G-S | MIN/AVG | FG-FGA | PCT | 3-POINT | | | FT-FTA | PCT | REBS | | | PF-D | A | TO | BLK | STL | PTS/AVG | |
|---------|-----|---------|--------|------|---------|------|--|--------|------|------|---|-----|------|-----|----|-----|-----|---------|---------|
| | | | | | FG-FGA | PCT | | | | O | D | TOT | | | | | | | AVG |
| 2017-18 | 2-2 | 47/23.5 | 8-14 | .571 | 1-3 | .333 | | 3-6 | .500 | 7 | 6 | 13 | 6.5 | 4-0 | 5 | 3 | 6 | 3 | 20/10.0 |
| TOTAL | 2-2 | 47/23.5 | 8-14 | .571 | 1-3 | .333 | | 3-6 | .500 | 7 | 6 | 13 | 6.5 | 4-0 | 5 | 3 | 6 | 3 | 20/10.0 |

12 JAVIN DELAURIER

So. | Forward | 6-10 | 231 | Duh-laury-eh
Shipman, Va. | Saint Anne's-Belfield



» CAREER HIGHS

| | | | |
|----------|----|-----------------------|----------|
| Points | 6 | 2x, last vs. Elon | 11/10/17 |
| Rebounds | 11 | vs. Elon | 11/10/17 |
| Assists | 3 | vs. Elon | 11/10/17 |
| Steals | 2 | 2x, last vs. Elon | 11/10/17 |
| Blocks | 2 | vs. Appalachian State | 11/26/16 |
| FG Made | 3 | 2x, last vs. Elon | 11/10/17 |
| FT Made | 1 | vs. Maine | 12/3/16 |
| Minutes | 19 | vs. Elon | 11/10/17 |

» PRODUCTION TRACKER

| | 2017-18 | CAREER |
|----------------------|---------|--------|
| Double-figure points | 0 | 0 |
| Double-doubles | 0 | 0 |
| 20-pt games | 0 | 0 |
| Dunks | 2 | 8 |
| 5+ rebounds | 1 | 4 |
| 2+ blocks | 0 | 1 |
| Three-point plays | 0 | 0 |

» 2017-18 GAME-BY-GAME STATS

| OPPONENT | FG | PCT. | 3FG | PCT. | FT | PCT. | O-D-T | PF | PTS | A | TO | BLK | STL | MIN |
|---------------------|-----|------|-----|------|-----|-------|--------|----|-----|---|----|-----|-----|-----|
| Elon | 3-6 | .500 | 0-1 | .000 | 0-2 | .000 | 6-5-11 | 2 | 6 | 3 | 2 | 1 | 2 | 19 |
| Utah Valley | 1-4 | .250 | 1-2 | .500 | 2-2 | 1.000 | 2-2-4 | 2 | 5 | 0 | 0 | 0 | 0 | 11 |
| vs Michigan State | | | | | | | | | | | | | | |
| Southern | | | | | | | | | | | | | | |
| Furman | | | | | | | | | | | | | | |
| vs Portland State | | | | | | | | | | | | | | |
| vs Butler/Texas | | | | | | | | | | | | | | |
| vs TBD | | | | | | | | | | | | | | |
| at Indiana | | | | | | | | | | | | | | |
| South Dakota | | | | | | | | | | | | | | |
| Saint Francis (Pa.) | | | | | | | | | | | | | | |
| at Boston College | | | | | | | | | | | | | | |
| Evansville | | | | | | | | | | | | | | |
| Florida State | | | | | | | | | | | | | | |
| at NC State | | | | | | | | | | | | | | |
| at Pittsburgh | | | | | | | | | | | | | | |
| Wake Forest | | | | | | | | | | | | | | |
| at Miami | | | | | | | | | | | | | | |
| Pittsburgh | | | | | | | | | | | | | | |
| at Wake Forest | | | | | | | | | | | | | | |
| Virginia | | | | | | | | | | | | | | |
| Notre Dame | | | | | | | | | | | | | | |
| at St. John's | | | | | | | | | | | | | | |
| at North Carolina | | | | | | | | | | | | | | |
| at Georgia Tech | | | | | | | | | | | | | | |
| Virginia Tech | | | | | | | | | | | | | | |
| at Clemson | | | | | | | | | | | | | | |
| Louisville | | | | | | | | | | | | | | |
| Syracuse | | | | | | | | | | | | | | |
| at Virginia Tech | | | | | | | | | | | | | | |
| North Carolina | | | | | | | | | | | | | | |

^ - Game started; [] AP ranking

» PLAYER NOTES

CAREER NIGHT IN OPENER

- » Javin DeLaurier had a big night in Duke's opener against Elon, setting career-highs in points (six), rebounds (11), assists (three) and minutes.
- » It was his first career double-digit rebound game.

» CAREER STATS

| YEAR | G-S | MIN/AVG | FG-FGA | PCT | 3-POINT | | FT-FTA | PCT | REBS | | | PF-D | A | TO | BLK | STL | PTS/AVG | |
|--------------|-------------|----------------|--------------|-------------|------------|-------------|------------|-------------|-----------|-----------|-----------|------------|-------------|----------|-----------|----------|----------|---------------|
| | | | | | FG-FGA | PCT | | | O | D | TOT | | | | | | | |
| 2016-17 | 12-0 | 85/7.1 | 9-11 | .818 | 0-1 | .000 | 1-4 | .250 | 8 | 15 | 23 | 1.9 | 21-0 | 1 | 8 | 4 | 4 | 19/1.6 |
| 2017-18 | 2-0 | 30/15.0 | 4-10 | .400 | 1-3 | .333 | 2-4 | .500 | 8 | 7 | 15 | 7.5 | 4-0 | 3 | 2 | 1 | 2 | 11/5.5 |
| TOTAL | 14-0 | 115/8.2 | 13-21 | .619 | 1-4 | .250 | 3-8 | .375 | 16 | 22 | 38 | 2.7 | 25-0 | 4 | 10 | 5 | 6 | 30/2.1 |

1 TREVON DUVAL

Fr. | Guard | 6-3 | 186 | Trey-VON
New Castle, Del. | IMG Academy [Fla.]



» CAREER HIGHS

| | | | |
|----------|----|--------------------------|----------|
| Points | 15 | vs. Utah Valley | 11/11/17 |
| Rebounds | 3 | vs. Utah Valley | 11/11/17 |
| Assists | 12 | vs. Utah Valley | 11/11/17 |
| Blocks | -- | | |
| Steals | 3 | 2x, last vs. Utah Valley | 11/11/17 |
| FG Made | 7 | vs. Utah Valley | 11/11/17 |
| FT Made | 1 | vs. Utah Valley | 11/11/17 |
| Minutes | 27 | vs. Utah Valley | 11/11/17 |

» PRODUCTION TRACKER

| | 2017-18 | CAREER |
|----------------------|---------|--------|
| Double-figure points | 1 | 1 |
| 20-pt games | 0 | 0 |
| 5+ assists | 2 | 2 |
| 3+ steals | 2 | 2 |
| Dunks | 2 | 2 |
| Three-point plays | 1 | 1 |
| Four-point plays | 0 | 0 |

» 2017-18 GAME-BY-GAME STATS

| OPPONENT | FG | PCT. | 3FG | PCT. | FT | PCT. | O-D-T | PF | PTS | A | TO | BLK | STL | MIN |
|--------------------------|------|------|-----|------|-----|-------|-------|----|-----|----|----|-----|-----|-----|
| [^] Elon | 4-7 | .571 | 0-2 | .000 | 0-0 | .000 | 0-0-0 | 3 | 8 | 8 | 0 | 0 | 3 | 24 |
| [^] Utah Valley | 7-10 | .700 | 0-1 | .000 | 1-1 | 1.000 | 0-3-3 | 2 | 15 | 12 | 1 | 0 | 3 | 30 |
| vs Michigan State | | | | | | | | | | | | | | |
| Southern | | | | | | | | | | | | | | |
| Furman | | | | | | | | | | | | | | |
| vs Portland State | | | | | | | | | | | | | | |
| vs Butler/Texas | | | | | | | | | | | | | | |
| vs TBD | | | | | | | | | | | | | | |
| at Indiana | | | | | | | | | | | | | | |
| South Dakota | | | | | | | | | | | | | | |
| Saint Francis (Pa.) | | | | | | | | | | | | | | |
| at Boston College | | | | | | | | | | | | | | |
| Evansville | | | | | | | | | | | | | | |
| Florida State | | | | | | | | | | | | | | |
| at NC State | | | | | | | | | | | | | | |
| at Pittsburgh | | | | | | | | | | | | | | |
| Wake Forest | | | | | | | | | | | | | | |
| at Miami | | | | | | | | | | | | | | |
| Pittsburgh | | | | | | | | | | | | | | |
| at Wake Forest | | | | | | | | | | | | | | |
| Virginia | | | | | | | | | | | | | | |
| Notre Dame | | | | | | | | | | | | | | |
| at St. John's | | | | | | | | | | | | | | |
| at North Carolina | | | | | | | | | | | | | | |
| at Georgia Tech | | | | | | | | | | | | | | |
| Virginia Tech | | | | | | | | | | | | | | |
| at Clemson | | | | | | | | | | | | | | |
| Louisville | | | | | | | | | | | | | | |
| Syracuse | | | | | | | | | | | | | | |
| at Virginia Tech | | | | | | | | | | | | | | |
| North Carolina | | | | | | | | | | | | | | |

[^] - Game started; [] AP ranking

» PLAYER NOTES

HONORS & AWARDS

Preseason candidate for Bob Cousy Award
No. 44 on ESPN's list of 2017-18 Top 50 Players

DUVAL DAZZLES IN DEBUT

- » **Trevon Duval** dished out eight assists, scored eight points and had three steals in his Duke debut vs. Elon.
- » The eight assists were topped only by **Kyrie Irving** for most by a Duke freshmen in a debut, while the three steals trailed **Frank Jackson's** four in his rookie debut last season.

MOST ASSISTS | DUKE FRESHMAN IN DEBUT

| Ast | Player | Date, Opponent |
|-----|---------------------|------------------------|
| 9 | Kyrie Irving | 11/14/10 vs. Princeton |
| 8 | Trevon Duval | 11/10/17 vs. Elon |
| 8 | Chris Duhon | 11/14/00 vs. Princeton |

MOST STEALS | DUKE FRESHMAN IN DEBUT

| Stl | Player | Date, Opponent |
|-----|---|---------------------|
| 4 | Frank Jackson | 11/11/16 vs. Marist |
| 3 | 7 times, last Trevon Duval , 11/10/17 vs. Elon | |

20 ASSISTS, 1 TURNOVER; 2 GAMES

- » Duval finished with 15 points, 12 assists, three steals and one turnover in the Utah Valley win.
- » In his first two college games, Duval has posted 20 assists against just one turnover.
- » Duval's 20 assists over his first two college games shatters the previous Duke record of 12 held by **Chris Duhon** in the 2000-01 season.

MOST ASSISTS, GAME | DUKE FRESHMAN

| Ast | Player | Date, Opponent |
|-----|------------------------------|---------------------------|
| 15 | Greg Paulus | vs. Valparaiso, 12/18/05 |
| 13 | Bobby Hurley | vs. Georgia Tech, 1/28/90 |
| 13 | Bobby Hurley | at N.C. State, 2/21/90 |
| 13 | Jason Williams | vs. Virginia, 2/5/00 |
| 13 | Jason Williams | vs. St. John's, 2/26/00 |
| 13 | Chris Duhon | vs. NC A&T, 12/30/00 |
| 12 | 5x, last Trevon Duval | vs. Utah Valley, 11/11/17 |

» CAREER STATS

| YEAR | G-S | MIN/AVG | FG-FGA | PCT | 3-POINT | | FT-FTA | PCT | REBS | | | | PF-D | A | TO | BLK | STL | PTS/AVG |
|---------|-----|---------|--------|------|---------|------|--------|-------|------|---|-----|-----|------|----|----|-----|-----|---------|
| | | | | | FG-FGA | PCT | | | O | D | TOT | AVG | | | | | | |
| 2017-18 | 2-2 | 54/27.0 | 11-17 | .647 | 0-3 | .000 | 1-1 | 1.000 | 0 | 3 | 3 | 1.5 | 5-0 | 20 | 1 | 0 | 6 | 23/11.5 |
| TOTAL | 2-2 | 54/27.0 | 11-17 | .647 | 0-3 | .000 | 1-1 | 1.000 | 0 | 3 | 3 | 1.5 | 5-0 | 20 | 1 | 0 | 6 | 23/11.5 |

14 JORDAN GOLDWIRE

Fr. | Guard | 6-2 | 172
Norcross, Ga. | Norcross



» CAREER HIGHS

| | | | |
|----------|----|-----------------|----------|
| Points | -- | | |
| Rebounds | 1 | vs. Utah Valley | 11/11/17 |
| Assists | 3 | vs. Elon | 11/10/17 |
| Blocks | -- | | |
| Steals | 1 | vs. Utah Valley | 11/11/17 |
| FG Made | -- | | |
| FT Made | -- | | |
| Minutes | 14 | vs. Elon | 11/10/17 |

» PRODUCTION TRACKER

| | 2017-18 | CAREER |
|----------------------|---------|--------|
| Double-figure points | 0 | 0 |
| 20-pt games | 0 | 0 |
| 3+ 3pt FG | 0 | 0 |
| 5+ assists | 0 | 0 |
| Dunks | 0 | 0 |
| Three-point plays | 0 | 0 |
| Four-point plays | 0 | 0 |

» 2017-18 GAME-BY-GAME STATS

| OPPONENT | FG | PCT. | 3FG | PCT. | FT | PCT. | O-D-T | PF | PTS | A | TO | BLK | STL | MIN |
|---------------------|-----|------|-----|------|-----|------|-------|----|-----|---|----|-----|-----|-----|
| Elon | 0-2 | .000 | 0-1 | .000 | 0-0 | .000 | 0-0-0 | 4 | 0 | 3 | 1 | 0 | 0 | 14 |
| Utah Valley | 0-2 | .000 | 0-1 | .000 | 0-0 | .000 | 0-1-1 | 1 | 0 | 1 | 2 | 0 | 1 | 6 |
| vs Michigan State | | | | | | | | | | | | | | |
| Southern | | | | | | | | | | | | | | |
| Furman | | | | | | | | | | | | | | |
| vs Portland State | | | | | | | | | | | | | | |
| vs Butler/Texas | | | | | | | | | | | | | | |
| vs TBD | | | | | | | | | | | | | | |
| at Indiana | | | | | | | | | | | | | | |
| South Dakota | | | | | | | | | | | | | | |
| Saint Francis (Pa.) | | | | | | | | | | | | | | |
| at Boston College | | | | | | | | | | | | | | |
| Evansville | | | | | | | | | | | | | | |
| Florida State | | | | | | | | | | | | | | |
| at NC State | | | | | | | | | | | | | | |
| at Pittsburgh | | | | | | | | | | | | | | |
| Wake Forest | | | | | | | | | | | | | | |
| at Miami | | | | | | | | | | | | | | |
| Pittsburgh | | | | | | | | | | | | | | |
| at Wake Forest | | | | | | | | | | | | | | |
| Virginia | | | | | | | | | | | | | | |
| Notre Dame | | | | | | | | | | | | | | |
| at St. John's | | | | | | | | | | | | | | |
| at North Carolina | | | | | | | | | | | | | | |
| at Georgia Tech | | | | | | | | | | | | | | |
| Virginia Tech | | | | | | | | | | | | | | |
| at Clemson | | | | | | | | | | | | | | |
| Louisville | | | | | | | | | | | | | | |
| Syracuse | | | | | | | | | | | | | | |
| at Virginia Tech | | | | | | | | | | | | | | |
| North Carolina | | | | | | | | | | | | | | |

^ - Game started; [] AP ranking

» PLAYER NOTES

BENCH SPARK

- » Trailing Utah Valley 17-15 with 11:38 left in the first half, Coach K went with five freshmen -- starters **Marvin Bagley III**, **Gary Trent, Jr.**, and **Wendell Carter, Jr.**, and reserves **Alex O'Connell** and **Jordan Goldwire**.
- » Duke out-scored UVU 11-3 over the next 3:13 with the five rookie to claim a 26-20 lead. Duke never trailed again.

» CAREER STATS

| YEAR | G-S | MIN/AVG | FG-FGA | PCT | 3-POINT | | FT-FTA | PCT | REBS | | | PF-D | A | TO | BLK | STL | PTS/AVG | |
|---------|-----|---------|--------|------|---------|------|--------|------|------|---|-----|------|-----|----|-----|-----|---------|-------|
| | | | | | FG-FGA | PCT | | | O | D | TOT | | | | | | | AVG |
| 2017-18 | 2-0 | 20/10.0 | 0-4 | .000 | 0-2 | .000 | 0-0 | .000 | 0 | 1 | 1 | 0.5 | 5-0 | 4 | 3 | 0 | 1 | 0/0.0 |
| TOTAL | 2-0 | 20/10.0 | 0-4 | .000 | 0-2 | .000 | 0-0 | .000 | 0 | 1 | 1 | 0.5 | 5-0 | 4 | 3 | 0 | 1 | 0/0.0 |

15 ALEX O'CONNELL

Fr. | Guard | 6-6 | 171
Roswell, Ga. | Milton



» CAREER HIGHS

| | | | |
|----------|----|-----------------|----------|
| Points | 8 | vs. Elon | 11/10/17 |
| Rebounds | 5 | vs. Utah Valley | 11/11/17 |
| Assists | 2 | vs. Utah Valley | 11/11/17 |
| Blocks | -- | | |
| Steals | 2 | vs. Utah Valley | 11/11/17 |
| FG Made | 3 | vs. Elon | 11/10/17 |
| FT Made | 2 | vs. Utah Valley | 11/11/17 |
| Minutes | 14 | vs. Utah Valley | 11/11/17 |

» PRODUCTION TRACKER

| | 2017-18 | CAREER |
|----------------------|---------|--------|
| Double-figure points | 0 | 0 |
| 20-pt games | 0 | 0 |
| 3+ 3pt FG | 0 | 0 |
| 5+ assists | 0 | 0 |
| Dunks | 0 | 0 |
| Three-point plays | 0 | 0 |
| Four-point plays | 0 | 0 |

» 2017-18 GAME-BY-GAME STATS

| OPPONENT | FG | PCT. | 3FG | PCT. | FT | PCT. | O-D-T | PF | PTS | A | TO | BLK | STL | MIN |
|---------------------|-----|-------|-----|-------|-----|-------|-------|----|-----|---|----|-----|-----|-----|
| Elon | 3-3 | 1.000 | 2-2 | 1.000 | 0-0 | .000 | 1-2-3 | 0 | 8 | 0 | 1 | 0 | 0 | 13 |
| Utah Valley | 1-3 | .333 | 0-1 | .000 | 2-2 | 1.000 | 0-5-5 | 0 | 4 | 2 | 1 | 0 | 2 | 9 |
| vs Michigan State | | | | | | | | | | | | | | |
| Southern | | | | | | | | | | | | | | |
| Furman | | | | | | | | | | | | | | |
| vs Portland State | | | | | | | | | | | | | | |
| vs Butler/Texas | | | | | | | | | | | | | | |
| vs TBD | | | | | | | | | | | | | | |
| at Indiana | | | | | | | | | | | | | | |
| South Dakota | | | | | | | | | | | | | | |
| Saint Francis (Pa.) | | | | | | | | | | | | | | |
| at Boston College | | | | | | | | | | | | | | |
| Evansville | | | | | | | | | | | | | | |
| Florida State | | | | | | | | | | | | | | |
| at NC State | | | | | | | | | | | | | | |
| at Pittsburgh | | | | | | | | | | | | | | |
| Wake Forest | | | | | | | | | | | | | | |
| at Miami | | | | | | | | | | | | | | |
| Pittsburgh | | | | | | | | | | | | | | |
| at Wake Forest | | | | | | | | | | | | | | |
| Virginia | | | | | | | | | | | | | | |
| Notre Dame | | | | | | | | | | | | | | |
| at St. John's | | | | | | | | | | | | | | |
| at North Carolina | | | | | | | | | | | | | | |
| at Georgia Tech | | | | | | | | | | | | | | |
| Virginia Tech | | | | | | | | | | | | | | |
| at Clemson | | | | | | | | | | | | | | |
| Louisville | | | | | | | | | | | | | | |
| Syracuse | | | | | | | | | | | | | | |
| at Virginia Tech | | | | | | | | | | | | | | |
| North Carolina | | | | | | | | | | | | | | |

^ - Game started; [] AP ranking

» PLAYER NOTES

BLOODLINE

» O'Connell is the son of **David O'Connell**, who played basketball at Duke from 1973-76.

BENCH SPARK

» Trailing Utah Valley 17-15 with 11:38 left in the first half, Coach K went with five freshmen -- starters **Marvin Bagley III**, **Gary Trent, Jr.**, and **Wendell Carter, Jr.**, and reserves **Alex O'Connell** and **Jordan Goldwire**.

» Duke out-scored UVU 11-3 over the next 3:13 with the five rookie to claim a 26-20 lead. Duke never trailed again.

» CAREER STATS

| YEAR | G-S | MIN/AVG | FG-FGA | PCT | 3-POINT | | FT-FTA | PCT | REBS | | | | PF-D | A | TO | BLK | STL | PTS/AVG |
|--------------|------------|----------------|------------|-------------|------------|-------------|------------|--------------|----------|----------|----------|------------|------------|----------|----------|----------|----------|---------------|
| | | | | | FG-FGA | PCT | | | O | D | TOT | AVG | | | | | | |
| 2017-18 | 2-0 | 22/11.0 | 4-6 | .667 | 2-3 | .667 | 2-2 | 1.000 | 1 | 7 | 8 | 4.0 | 0-0 | 2 | 2 | 0 | 2 | 12/6.0 |
| TOTAL | 2-0 | 22/11.0 | 4-6 | .667 | 2-3 | .667 | 2-2 | 1.000 | 1 | 7 | 8 | 4.0 | 0-0 | 2 | 2 | 0 | 2 | 12/6.0 |

50 JUSTIN ROBINSON

So. | Forward | 6-9 | 198
San Antonio, Texas | San Antonio Christian



» CAREER HIGHS

| | | | |
|----------|---|------------------|----------|
| Points | 1 | vs. Marist | 11/11/16 |
| Rebounds | 1 | 2x last vs. Elon | 11/10/17 |
| Assists | | | - |
| Blocks | | | - |
| FG Made | | | - |
| 3FG Made | | | - |
| FT Made | 1 | vs. Marist | 11/11/16 |
| Minutes | 5 | 2x last vs. Elon | 11/10/17 |

» PRODUCTION TRACKER

| | 2017-18 | CAREER |
|----------------------|---------|--------|
| Double-figure points | 0 | 0 |
| 20-pt games | 0 | 0 |
| 3+ 3pt FG | 0 | 0 |
| 5+ assists | 0 | 0 |
| Dunks | 0 | 0 |
| Three-point plays | 0 | 0 |
| Four-point plays | 0 | 0 |

» 2017-18 GAME-BY-GAME STATS

| OPPONENT | FG | PCT. | 3FG | PCT. | FT | PCT. | O-D-T | PF | PTS | A | TO | BLK | STL | MIN |
|---------------------|-----|------|-----|------|-----|------|-------|----|-----|---|----|-----|-----|-----|
| Elon | 0-0 | .000 | 0-0 | .000 | 0-0 | .000 | 0-1-1 | 0 | 0 | 0 | 0 | 0 | 0 | 5 |
| Utah Valley | dnp | | | | | | | | | | | | | |
| vs Michigan State | | | | | | | | | | | | | | |
| Southern | | | | | | | | | | | | | | |
| Furman | | | | | | | | | | | | | | |
| vs Portland State | | | | | | | | | | | | | | |
| vs Butler/Texas | | | | | | | | | | | | | | |
| vs TBD | | | | | | | | | | | | | | |
| at Indiana | | | | | | | | | | | | | | |
| South Dakota | | | | | | | | | | | | | | |
| Saint Francis (Pa.) | | | | | | | | | | | | | | |
| at Boston College | | | | | | | | | | | | | | |
| Evansville | | | | | | | | | | | | | | |
| Florida State | | | | | | | | | | | | | | |
| at NC State | | | | | | | | | | | | | | |
| at Pittsburgh | | | | | | | | | | | | | | |
| Wake Forest | | | | | | | | | | | | | | |
| at Miami | | | | | | | | | | | | | | |
| Pittsburgh | | | | | | | | | | | | | | |
| at Wake Forest | | | | | | | | | | | | | | |
| Virginia | | | | | | | | | | | | | | |
| Notre Dame | | | | | | | | | | | | | | |
| at St. John's | | | | | | | | | | | | | | |
| at North Carolina | | | | | | | | | | | | | | |
| at Georgia Tech | | | | | | | | | | | | | | |
| Virginia Tech | | | | | | | | | | | | | | |
| at Clemson | | | | | | | | | | | | | | |
| Louisville | | | | | | | | | | | | | | |
| Syracuse | | | | | | | | | | | | | | |
| at Virginia Tech | | | | | | | | | | | | | | |
| North Carolina | | | | | | | | | | | | | | |

^ - Game started; [] AP ranking

» PLAYER NOTES

BLOODLINE

- » Robinson is the son of NBA Hall of Famer and 1987 No. 1 overall pick **David Robinson**, who played his entire 14-year career with the San Antonio Spurs.
- » A member of the original Dream Team alongside Duke head coach **Mike Krzyzewski**, "The Admiral" is a two-time NBA champion and two-time Olympic gold medalist.
- » His brother, Corey, played wide receiver at Notre Dame from 2013-15.

» CAREER STATS

| YEAR | G-S | MIN/AVG | FG-FGA | PCT | 3-POINT | | | FT-FTA | PCT | REBS | | | PF-D | A | TO | BLK | STL | PTS/AVG |
|--------------|------------|---------------|------------|-------------|------------|-------------|------------|-------------|----------|----------|----------|------------|------------|----------|----------|----------|----------|--------------|
| | | | | | FG-FGA | PCT | PCT | | | O | D | TOT | | | | | | |
| 2015-16 | - | - | - | - | - | - | - | - | - | - | - | - | - | - | - | - | - | - |
| 2016-17 | 6-0 | 10/1.7 | 0-0 | .000 | 0-0 | .000 | 1-2 | .500 | 0 | 1 | 1 | 0.2 | 0-0 | 0 | 0 | 0 | 0 | 1/0.2 |
| 2017-18 | 1-0 | 5/5.0 | 0-0 | .000 | 0-0 | .000 | 0-0 | .000 | 0 | 1 | 1 | 1.0 | 0-0 | 0 | 0 | 0 | 0 | 0/0.0 |
| TOTAL | 7-0 | 15/2.1 | 0-0 | .000 | 0-0 | .000 | 1-2 | .500 | 0 | 2 | 2 | 0.3 | 0-0 | 0 | 0 | 0 | 0 | 1/0.1 |

2 GARY TRENT, JR.

Fr. | Guard | 6-6 | 209
Columbus, Ohio | Prolific Prep [Calif.]



» CAREER HIGHS

| | | | |
|----------|----|--------------------------|----------|
| Points | 17 | 2x, last vs. Utah Valley | 11/11/17 |
| Rebounds | 6 | vs. Elon | 11/10/17 |
| Assists | 3 | vs. Elon | 11/10/17 |
| Blocks | -- | | |
| Steals | 2 | vs. Utah Valley | 11/11/17 |
| FG Made | 6 | 2x, last vs. Utah Valley | 11/11/17 |
| FT Made | 2 | vs. Utah Valley | 11/11/17 |
| Minutes | 32 | vs. Utah Valley | 11/11/17 |

» PRODUCTION TRACKER

| | 2017-18 | CAREER |
|----------------------|---------|--------|
| Double-figure points | 2 | 2 |
| 20-pt games | 0 | 0 |
| 3+ 3pt FG | 2 | 2 |
| 5+ assists | 0 | 0 |
| Dunks | 1 | 1 |
| Three-point plays | 1 | 1 |
| Four-point plays | 0 | 0 |

» 2017-18 GAME-BY-GAME STATS

| OPPONENT | FG | PCT. | 3FG | PCT. | FT | PCT. | O-D-T | PF | PTS | A | TO | BLK | STL | MIN |
|--------------------------|------|------|-----|------|-----|-------|-------|----|-----|---|----|-----|-----|-----|
| [^] Elon | 6-11 | .545 | 4-5 | .800 | 1-1 | 1.000 | 1-5-6 | 0 | 17 | 3 | 0 | 0 | 0 | 26 |
| [^] Utah Valley | 6-15 | .400 | 3-8 | .375 | 2-3 | .667 | 2-2-4 | 3 | 17 | 2 | 3 | 0 | 2 | 36 |
| vs Michigan State | | | | | | | | | | | | | | |
| Southern | | | | | | | | | | | | | | |
| Furman | | | | | | | | | | | | | | |
| vs Portland State | | | | | | | | | | | | | | |
| vs Butler/Texas | | | | | | | | | | | | | | |
| vs TBD | | | | | | | | | | | | | | |
| at Indiana | | | | | | | | | | | | | | |
| South Dakota | | | | | | | | | | | | | | |
| Saint Francis (Pa.) | | | | | | | | | | | | | | |
| at Boston College | | | | | | | | | | | | | | |
| Evansville | | | | | | | | | | | | | | |
| Florida State | | | | | | | | | | | | | | |
| at NC State | | | | | | | | | | | | | | |
| at Pittsburgh | | | | | | | | | | | | | | |
| Wake Forest | | | | | | | | | | | | | | |
| at Miami | | | | | | | | | | | | | | |
| Pittsburgh | | | | | | | | | | | | | | |
| at Wake Forest | | | | | | | | | | | | | | |
| Virginia | | | | | | | | | | | | | | |
| Notre Dame | | | | | | | | | | | | | | |
| at St. John's | | | | | | | | | | | | | | |
| at North Carolina | | | | | | | | | | | | | | |
| at Georgia Tech | | | | | | | | | | | | | | |
| Virginia Tech | | | | | | | | | | | | | | |
| at Clemson | | | | | | | | | | | | | | |
| Louisville | | | | | | | | | | | | | | |
| Syracuse | | | | | | | | | | | | | | |
| at Virginia Tech | | | | | | | | | | | | | | |
| North Carolina | | | | | | | | | | | | | | |

[^] - Game started; [] AP ranking

» PLAYER NOTES

HONORS & AWARDS

Preseason candidate for Julius Erving Award
No. 43 on ESPN's list of 2017-18 Top 50 Players

BLOODLINE

- » Trent, Jr. is the son of former NBA standout **Gary Trent, Sr.**, who played nine seasons with Portland, Toronto, Dallas and Minnesota.
- » Trent, Sr. was also a three-time MAC Player of the Year while attending Ohio University. He was nicknamed the "Shaq of the MAC" and his number 20 was retired by the school.

TRENT'S TREYS

- » **Gary Trent, Jr.** was one of four freshman to earn a start on opening night, and delivered with 17 points, six boards and three assists in 26 minutes.
- » He was 6-of-11 from the floor, including 4-of-5 from three-point range. His four made treys were the second-most by a Duke freshman in a debut, and matched the four by Duke assistant **Jon Scheyer** in 2006.

MOST THREE-POINT FG MADE | DUKE FRESHMAN IN DEBUT

| 3FG | Player | Date, Opponent |
|-----|-----------------------------|---------------------------|
| 5 | Taylor King | 11/9/07 vs. N.C. Central |
| 4 | Gary Trent, Jr. | 11/10/17 vs. Elon |
| 4 | Jon Scheyer | 11/12/06 vs. Columbia |
| 3 | five times, last Tyus Jones | 11/14/14 vs. Presbyterian |

» CAREER STATS

| YEAR | G-S | MIN/AVG | FG-FGA | PCT | 3-POINT | | | FT-FTA | PCT | REBS | | | PF-D | A | TO | BLK | STL | PTS/AVG | |
|--------------|------------|----------------|--------------|-------------|-------------|-------------|-------------|------------|-------------|----------|----------|-----------|------------|------------|----------|----------|----------|----------|----------------|
| | | | | | FG-FGA | PCT | PCT | | | O | D | TOT | | | | | | | AVG |
| 2017-18 | 2-2 | 62/31.0 | 12-26 | .462 | 7-13 | .538 | .750 | 3-4 | .750 | 3 | 7 | 10 | 5.0 | 3-0 | 5 | 3 | 0 | 2 | 34/17.0 |
| TOTAL | 2-2 | 62/31.0 | 12-26 | .462 | 7-13 | .538 | .750 | 3-4 | .750 | 3 | 7 | 10 | 5.0 | 3-0 | 5 | 3 | 0 | 2 | 34/17.0 |

5 JORDAN TUCKER

Fr. | Forward | 6-7 | 212
White Plains, N.Y. | Wheeler [Ga.]



» CAREER HIGHS

| | |
|----------|--|
| Points | |
| Rebounds | |
| Assists | |
| Steals | |
| FG Made | |
| 3FG Made | |
| FT Made | |
| Minutes | |

» PRODUCTION TRACKER

| | 2017-18 | CAREER |
|----------------------|---------|--------|
| Double-figure points | 0 | 0 |
| 20-pt games | 0 | 0 |
| 3+ 3pt FG | 0 | 0 |
| 5+ assists | 0 | 0 |
| Dunks | 0 | 0 |
| Three-point plays | 0 | 0 |
| Four-point plays | 0 | 0 |

» 2017-18 GAME-BY-GAME STATS

| OPPONENT | FG | PCT. | 3FG | PCT. | FT | PCT. | O-D-T | PF | PTS | A | TO | BLK | STL | MIN |
|---------------------|-----|------|-----|------|-----|------|-------|----|-----|---|----|-----|-----|-----|
| Elon | 0-1 | .000 | 0-1 | .000 | 0-0 | .000 | 0-0-0 | 0 | 0 | 0 | 1 | 0 | 0 | 6 |
| Utah Valley | dnp | | | | | | | | | | | | | |
| vs Michigan State | | | | | | | | | | | | | | |
| Southern | | | | | | | | | | | | | | |
| Furman | | | | | | | | | | | | | | |
| vs Portland State | | | | | | | | | | | | | | |
| vs Butler/Texas | | | | | | | | | | | | | | |
| vs TBD | | | | | | | | | | | | | | |
| at Indiana | | | | | | | | | | | | | | |
| South Dakota | | | | | | | | | | | | | | |
| Saint Francis (Pa.) | | | | | | | | | | | | | | |
| at Boston College | | | | | | | | | | | | | | |
| Evansville | | | | | | | | | | | | | | |
| Florida State | | | | | | | | | | | | | | |
| at NC State | | | | | | | | | | | | | | |
| at Pittsburgh | | | | | | | | | | | | | | |
| Wake Forest | | | | | | | | | | | | | | |
| at Miami | | | | | | | | | | | | | | |
| Pittsburgh | | | | | | | | | | | | | | |
| at Wake Forest | | | | | | | | | | | | | | |
| Virginia | | | | | | | | | | | | | | |
| Notre Dame | | | | | | | | | | | | | | |
| at St. John's | | | | | | | | | | | | | | |
| at North Carolina | | | | | | | | | | | | | | |
| at Georgia Tech | | | | | | | | | | | | | | |
| Virginia Tech | | | | | | | | | | | | | | |
| at Clemson | | | | | | | | | | | | | | |
| Louisville | | | | | | | | | | | | | | |
| Syracuse | | | | | | | | | | | | | | |
| at Virginia Tech | | | | | | | | | | | | | | |
| North Carolina | | | | | | | | | | | | | | |

^ - Game started; [] AP ranking

» CAREER STATS

| YEAR | G-S | MIN/AVG | FG-FGA | PCT | 3-POINT | | FT-FTA | PCT | REBS | | | | PF-D | A | TO | BLK | STL | PTS/AVG |
|--------------|------------|--------------|------------|-------------|------------|-------------|------------|-------------|----------|----------|----------|------------|------------|----------|----------|----------|----------|--------------|
| | | | | | FG-FGA | PCT | | | O | D | TOT | AVG | | | | | | |
| 2017-18 | 1-0 | 6/6.0 | 0-1 | .000 | 0-1 | .000 | 0-0 | .000 | 0 | 0 | 0 | 0.0 | 0-0 | 0 | 1 | 1 | 0 | 0/0.0 |
| TOTAL | 1-0 | 6/6.0 | 0-1 | .000 | 0-1 | .000 | 0-0 | .000 | 0 | 0 | 0 | 0.0 | 0-0 | 0 | 1 | 1 | 0 | 0/0.0 |

30 ANTONIO VRANKOVIC

Jr. | Center | 7-0 | 269 | Vran-koe-vitch
Zagreb, Croatia | Pine Crest School



» CAREER HIGHS

| | | | |
|----------|----|------------------------------|----------|
| Points | 8 | 2x, last vs. Maine | 12/3/16 |
| Rebounds | 10 | vs. Marist | 11/11/16 |
| Assists | 2 | vs. Maine | 12/3/16 |
| Blocks | 2 | vs. William & Mary | 11/23/16 |
| Steals | 1 | vs. Bryant | 11/14/15 |
| FG Made | 4 | vs. Maine | 12/3/16 |
| FT Made | 2 | 3x, last vs. Appalachian St. | 11/26/16 |
| Minutes | 19 | 2x, last vs. Appalachian St. | 11/26/16 |

» PRODUCTION TRACKER

| | 2017-18 | CAREER |
|------------------------|---------|--------|
| Double-figure points | 0 | 0 |
| 20-pt games | 0 | 0 |
| Double-figure rebounds | 0 | 1 |
| Dunks | 0 | 4 |
| 2+ blocks | 0 | 1 |
| Three-point plays | 0 | 0 |
| Charges drawn | 0 | 1 |

» 2017-18 GAME-BY-GAME STATS

| OPPONENT | FG | PCT. | 3FG | PCT. | FT | PCT. | O-D-T | PF | PTS | A | TO | BLK | STL | MIN |
|---------------------|-----|------|-----|------|-----|------|-------|----|-----|---|----|-----|-----|-----|
| Elon | 1-3 | .333 | 0-0 | .000 | 1-2 | .500 | 1-2-3 | 2 | 3 | 1 | 1 | 0 | 0 | 12 |
| Utah Valley | dnp | | | | | | | | | | | | | |
| vs Michigan State | | | | | | | | | | | | | | |
| Southern | | | | | | | | | | | | | | |
| Furman | | | | | | | | | | | | | | |
| vs Portland State | | | | | | | | | | | | | | |
| vs Butler/Texas | | | | | | | | | | | | | | |
| vs TBD | | | | | | | | | | | | | | |
| at Indiana | | | | | | | | | | | | | | |
| South Dakota | | | | | | | | | | | | | | |
| Saint Francis (Pa.) | | | | | | | | | | | | | | |
| at Boston College | | | | | | | | | | | | | | |
| Evansville | | | | | | | | | | | | | | |
| Florida State | | | | | | | | | | | | | | |
| at NC State | | | | | | | | | | | | | | |
| at Pittsburgh | | | | | | | | | | | | | | |
| Wake Forest | | | | | | | | | | | | | | |
| at Miami | | | | | | | | | | | | | | |
| Pittsburgh | | | | | | | | | | | | | | |
| at Wake Forest | | | | | | | | | | | | | | |
| Virginia | | | | | | | | | | | | | | |
| Notre Dame | | | | | | | | | | | | | | |
| at St. John's | | | | | | | | | | | | | | |
| at North Carolina | | | | | | | | | | | | | | |
| at Georgia Tech | | | | | | | | | | | | | | |
| Virginia Tech | | | | | | | | | | | | | | |
| at Clemson | | | | | | | | | | | | | | |
| Louisville | | | | | | | | | | | | | | |
| Syracuse | | | | | | | | | | | | | | |
| at Virginia Tech | | | | | | | | | | | | | | |
| North Carolina | | | | | | | | | | | | | | |

^ - Game started; [] AP ranking

» PLAYER NOTES

BLOODLINE

- » Vrankovic's father, Stojko, played five seasons in the NBA during the 1990s, seeing time with the Celtics, Timberwolves and Clippers.
- » Stojko also played internationally for Yugoslavia, winning silver medals at the 1988 Seoul Olympics and the 1992 Barcelona Olympics.
- » Stojko is currently the president of the Croatian Basketball Federation. He was named to that role in 2016.

» CAREER STATS

| YEAR | G-S | MIN/AVG | FG-FGA | PCT | 3-POINT | | | FT-FTA | PCT | REBS | | | PF-D | A | TO | BLK | STL | PTS/AVG |
|--------------|-------------|----------------|--------------|-------------|------------|-------------|-------------|-------------|-----------|-----------|-----------|------------|-------------|----------|-----------|----------|----------|---------------|
| | | | | | FG-FGA | PCT | PCT | | | O | D | TOT | | | | | | |
| 2015-16 | 5-0 | 14/2.8 | 2-2 | 1.000 | 0-0 | .000 | 0-0 | .000 | 2 | 5 | 7 | 1.4 | 3-0 | 0 | 3 | 1 | 1 | 4/0.8 |
| 2016-17 | 13-0 | 101/7.8 | 13-19 | .684 | 0-0 | .000 | 7-11 | .636 | 16 | 18 | 34 | 2.6 | 16-0 | 5 | 7 | 4 | 0 | 33/2.5 |
| 2017-18 | 1-0 | 12/12.0 | 1-3 | .333 | 0-0 | .000 | 1-2 | .500 | 1 | 2 | 3 | 3.0 | 2-0 | 1 | 1 | 0 | 0 | 3/3.0 |
| TOTAL | 19-0 | 127/6.7 | 16-24 | .667 | 0-0 | .000 | 8-13 | .615 | 19 | 25 | 45 | 2.3 | 21-0 | 6 | 11 | 5 | 1 | 40/2.1 |

41 JACK WHITE

So. | Forward | 6-7 | 226
Traralgon, Victoria, Australia | AIS



» CAREER HIGHS

| | | | |
|----------|----|--------------------------|----------|
| Points | 5 | vs. Marist | 11/11/16 |
| Rebounds | 4 | vs. Maine | 12/3/16 |
| Assists | 1 | vs. Appalachian State | 11/26/16 |
| Blocks | 1 | 3x, last vs. Utah Valley | 11/11/17 |
| FG Made | 2 | vs. William & Mary | 11/23/16 |
| 3FG Made | 1 | vs. Georgia Tech | 1/4/17 |
| FT Made | 5 | vs. Marist | 11/11/16 |
| Minutes | 15 | vs. Appalachian State | 11/26/16 |

» PRODUCTION TRACKER

| | 2017-18 | CAREER |
|------------------------|---------|--------|
| Double-figure points | 0 | 0 |
| 20-pt games | 0 | 0 |
| 3+ 3pt FG | 0 | 0 |
| Double-figure rebounds | 0 | 0 |
| Dunks | 0 | 1 |
| 2+ blocks | 0 | 0 |
| Three-point plays | 0 | 0 |

» 2017-18 GAME-BY-GAME STATS

| OPPONENT | FG | PCT. | 3FG | PCT. | FT | PCT. | O-D-T | PF | PTS | A | TO | BLK | STL | MIN |
|---------------------|-----|-------|-----|------|-----|------|-------|----|-----|---|----|-----|-----|-----|
| Elon | 0-2 | .000 | 0-2 | .000 | 0-0 | .000 | 0-1-1 | 0 | 0 | 0 | 0 | 0 | 0 | 7 |
| Utah Valley | 1-1 | 1.000 | 0-0 | .000 | 0-0 | .000 | 1-1-2 | 0 | 2 | 0 | 0 | 1 | 0 | 2 |
| vs Michigan State | | | | | | | | | | | | | | |
| Southern | | | | | | | | | | | | | | |
| Furman | | | | | | | | | | | | | | |
| vs Portland State | | | | | | | | | | | | | | |
| vs Butler/Texas | | | | | | | | | | | | | | |
| vs TBD | | | | | | | | | | | | | | |
| at Indiana | | | | | | | | | | | | | | |
| South Dakota | | | | | | | | | | | | | | |
| Saint Francis (Pa.) | | | | | | | | | | | | | | |
| at Boston College | | | | | | | | | | | | | | |
| Evansville | | | | | | | | | | | | | | |
| Florida State | | | | | | | | | | | | | | |
| at NC State | | | | | | | | | | | | | | |
| at Pittsburgh | | | | | | | | | | | | | | |
| Wake Forest | | | | | | | | | | | | | | |
| at Miami | | | | | | | | | | | | | | |
| Pittsburgh | | | | | | | | | | | | | | |
| at Wake Forest | | | | | | | | | | | | | | |
| Virginia | | | | | | | | | | | | | | |
| Notre Dame | | | | | | | | | | | | | | |
| at St. John's | | | | | | | | | | | | | | |
| at North Carolina | | | | | | | | | | | | | | |
| at Georgia Tech | | | | | | | | | | | | | | |
| Virginia Tech | | | | | | | | | | | | | | |
| at Clemson | | | | | | | | | | | | | | |
| Louisville | | | | | | | | | | | | | | |
| Syracuse | | | | | | | | | | | | | | |
| at Virginia Tech | | | | | | | | | | | | | | |
| North Carolina | | | | | | | | | | | | | | |

^ - Game started; [] AP ranking

» CAREER STATS

| YEAR | G-S | MIN/AVG | FG-FGA | PCT | 3-POINT | | | FT-FTA | PCT | REBS | | | | PF-D | A | TO | BLK | STL | PTS/AVG |
|--------------|-------------|---------------|-------------|-------------|------------|-------------|-------------|-------------|----------|-----------|-----------|------------|------------|----------|----------|----------|----------|---------------|---------|
| | | | | | FG-FGA | PCT | | | | O | D | TOT | AVG | | | | | | |
| 2016-17 | 10-0 | 61/6.1 | 6-9 | .667 | 1-2 | .500 | 8-10 | .800 | 2 | 11 | 13 | 1.3 | 5-0 | 1 | 4 | 2 | 1 | 21/2.1 | |
| 2017-18 | 2-0 | 9/4.5 | 1-3 | .333 | 0-2 | .000 | 0-0 | .000 | 1 | 2 | 3 | 1.5 | 0-0 | 0 | 0 | 1 | 0 | 2/1.0 | |
| TOTAL | 12-0 | 70/5.8 | 7-12 | .583 | 1-4 | .250 | 8-10 | .800 | 3 | 13 | 16 | 1.3 | 5-0 | 1 | 4 | 3 | 1 | 23/1.9 | |

» DUKE'S AP POLL HISTORY

| | |
|----------------------------------|------------------|
| Total Polls Ranked | 775 |
| Top 10 Rankings | 639 |
| Top 5 Rankings | 382 |
| No. 1 Rankings | 130 |
| Longest Consecutive Polls Ranked | 200 ¹ |
| Current Streak | 25 |

YEARS RANKED

| | |
|-------------------|----|
| Total Years | 57 |
| Consecutive Years | 35 |
| Current Streak | 35 |

FINAL POLL

| | |
|-------------|-----------------|
| Total Polls | 46 |
| Top 10 | 36 |
| High Rank | 1 (seven times) |

NO. 1 RANKING

| | |
|--------------------------------|-----|
| Total Weeks | 130 |
| Most No. 1 Weeks in Succession | 18 |

WEEKS RANKED BY RANKING

| RANK | WEEKS |
|--------|-------|
| No. 1 | 130 |
| No. 2 | 75 |
| No. 3 | 71 |
| No. 4 | 48 |
| No. 5 | 58 |
| No. 6 | 70 |
| No. 7 | 55 |
| No. 8 | 56 |
| No. 9 | 36 |
| No. 10 | 40 |
| No. 11 | 17 |
| No. 12 | 14 |
| No. 13 | 15 |
| No. 14 | 15 |
| No. 15 | 13 |
| No. 16 | 12 |
| No. 17 | 17 |
| No. 18 | 11 |
| No. 19 | 10 |
| No. 20 | 7 |
| No. 21 | 3 |
| No. 22 | - |
| No. 23 | 1 |
| No. 24 | 1 |
| No. 25 | - |

¹ - Duke was ranked in 200 consecutive polls from 1997-07, the second-longest streak in college basketball history.

» DUKE RECORD | RANKED

| RANK | W-L | PCT. |
|--------------|------------------|-------------|
| 1 | 219-34 | .866 |
| 2 | 120-20 | .857 |
| 3 | 118-24 | .831 |
| 4 | 82-15 | .845 |
| 5 | 89-28 | .761 |
| 6 | 119-32 | .788 |
| 7 | 84-27 | .757 |
| 8 | 79-18 | .814 |
| 9 | 48-18 | .727 |
| 10 | 40-15 | .727 |
| 11 | 24-9 | .727 |
| 12 | 22-6 | .786 |
| 13 | 26-4 | .867 |
| 14 | 24-6 | .800 |
| 15 | 20-6 | .769 |
| 16 | 11-10 | .524 |
| 17 | 19-13 | .594 |
| 18 | 15-7 | .682 |
| 19 | 9-9 | .500 |
| 20 | 12-2 | .857 |
| 21 | 2-1 | .667 |
| 22 | 0-0 | - |
| 23 | 2-0 | 1.000 |
| 24 | 0-1 | .000 |
| 25 | 0-0 | - |
| Total | 1,184-305 | .795 |

» DUKE RECORD | VS. RANKED

| RANK | W-L | PCT. |
|--------------|----------------|-------------|
| 1 | 9-22 | .290 |
| 2 | 16-29 | .356 |
| 3 | 13-23 | .361 |
| 4 | 13-19 | .406 |
| 5 | 12-22 | .353 |
| 6 | 18-10 | .643 |
| 7 | 16-16 | .500 |
| 8 | 10-19 | .345 |
| 9 | 14-15 | .483 |
| 10 | 11-7 | .611 |
| 11 | 15-11 | .577 |
| 12 | 12-5 | .706 |
| 13 | 17-11 | .607 |
| 14 | 20-9 | .690 |
| 15 | 14-8 | .636 |
| 16 | 9-5 | .643 |
| 17 | 12-9 | .571 |
| 18 | 10-8 | .556 |
| 19 | 13-5 | .722 |
| 20 | 12-10 | .545 |
| 21 | 8-1 | .889 |
| 22 | 8-3 | .727 |
| 23 | 9-2 | .818 |
| 24 | 7-2 | .778 |
| 25 | 2-1 | .667 |
| Total | 300-272 | .524 |

AP POLL MAINSTAY

- » Duke owns three of the 10 longest streaks of consecutive weeks ranked in the AP poll in NCAA history.
- » The Blue Devils have been ranked in 392 of the last 395 AP polls.

CONSECUTIVE WEEKS IN AP TOP 25 RANKINGS | ALL-TIME

| | |
|-------------------|----------------------|
| 1. UCLA | 221 (1967-80) |
| 2. Duke | 200 (1997-07) |
| 3. North Carolina | 172 (1991-00) |
| 4. North Carolina | 171 (1973-83) |
| 5. Duke | 167 (2008-16) |
| 6. Marquette | 166 (1970-80) |
| 7. Kentucky | 164 (1991-00) |
| 8. Kansas | 162 (2009-present) |
| 9. Kansas | 145 (1991-99) |
| 10. Duke | 143 (1987-95) |

as of November 11

DUKE AT NO. 1

- » Duke has been ranked No. 1 in the AP poll a total of 130 weeks overall, second-most in NCAA history behind UCLA's total of 134.
- » Duke first finished a season at No. 1 in the AP poll in 1986 and has done so a total of seven times in that span. That total is the highest in the nation and more than double the next school.

END OF SEASON NO. 1 RANKINGS | SINCE 1986

| | |
|----------------|---|
| 1. Duke | 7 |
| 2. Kansas | 3 |
| Kentucky | 3 |
| North Carolina | 3 |
| 5. Ohio State | 2 |
| UNLV | 2 |

- » Duke has been ranked No. 1 a total of 130 weeks since the inception of the AP poll in 1949, just four shy of UCLA's record of 134.

WEEKS RANKED NO. 1 | ALL-TIME (SINCE 1949)

| | |
|-------------------|------------|
| 1. UCLA | 134 |
| 2. Duke | 130 |
| 3. Kentucky | 124 |
| 4. North Carolina | 110 |
| 5. Kansas | 65 |
| 6. Indiana | 54 |
| 7. Cincinnati | 45 |
| 8. Arizona | 37 |
| Ohio State | 37 |
| 10. UNLV | 32 |

as of November 11

- » Duke has been ranked No. 1 a total of 99 weeks since 1990, 43 more weeks than the next closest school.

WEEKS RANKED NO. 1 | SINCE 1990

| | |
|-------------------|-----------|
| 1. Duke | 99 |
| 2. Kansas | 56 |
| 3. North Carolina | 52 |
| 4. Kentucky | 44 |
| 5. Connecticut | 29 |
| 6. Arizona | 27 |
| 7. UNLV | 18 |
| 8. Stanford | 16 |
| Syracuse | 16 |
| 9. Cincinnati | 15 |
| Illinois | 15 |
| Indiana | 15 |
| Massachusetts | 15 |

as of November 11

» Since the 1997-98 season, Duke has been ranked No. 1 in the AP poll 75 weeks, 36 more than the next-best team.

WEEKS RANKED NO. 1 | SINCE 1998

| | |
|-------------------|----|
| 1. Duke | 75 |
| 2. North Carolina | 39 |
| 3. Kentucky | 37 |
| 4. Kansas | 30 |
| 5. Connecticut | 28 |
| 6. Arizona | 27 |
| 7. Stanford | 16 |
| 8. Illinois | 15 |
| 9. Florida | 14 |
| 10. Cincinnati | 12 |
| 11. Villanova | 11 |

as of November 11

» Since the 1997-98 season, Duke has been ranked No. 1 by AP in a total of 149 games, the top figure in the nation.

GAMES RANKED NO. 1 | SINCE 1998

| | |
|-------------------|--------------|
| 1. Duke | 151 (129-22) |
| 2. Kentucky | 80 (72-8) |
| 3. North Carolina | 77 (66-11) |
| 4. Kansas | 56 (46-10) |
| 5. Connecticut | 50 (42-8) |
| 6. Arizona | 40 (34-6) |
| 7. Florida | 32 (26-6) |
| Illinois | 32 (30-2) |
| 9. Stanford | 31 (25-6) |
| 10. Cincinnati | 21 (18-3) |
| 11. Villanova | 20 (16-4) |

as of November 11

» Duke was ranked No. 1 in the AP poll for seven straight seasons from 1998-04, the second-best streak in NCAA history.

CONSECUTIVE SEASONS RANKED NO. 1 | NCAA

| | |
|----------------|--------------|
| 1. UCLA | 12 (1964-75) |
| 2. Duke | 7 (1998-04) |
| 3. Kansas | 5 (1993-97) |
| 4. Kentucky | 4 (2014-17) |
| 5. Duke | 3 (1992-94) |
| North Carolina | 3 (1957-59) |
| North Carolina | 3 (1982-84) |
| North Carolina | 3 (1986-88) |
| North Carolina | 3 (1993-95) |
| North Carolina | 3 (2007-09) |

» DUKE IN THE RANKINGS | 2017-18

| DATE | AP | COACHES |
|------------|----|---------|
| Preseason | 1 | 1 |
| Week 2 | - | - |
| Week 3 | - | - |
| Week 4 | - | - |
| Week 5 | - | - |
| Week 6 | - | - |
| Week 7 | - | - |
| Week 8 | - | - |
| Week 9 | - | - |
| Week 10 | - | - |
| Week 11 | - | - |
| Week 12 | - | - |
| Week 13 | - | - |
| Week 14 | - | - |
| Week 15 | - | - |
| Week 16 | - | - |
| Week 17 | - | - |
| Week 18 | - | - |
| Week 19 | - | - |
| Postseason | - | - |

» Duke has earned 130 all-time No. 1 rankings, most in ACC history (rankings only since schools joined the ACC).

WEEKS RANKED NO. 1 | ACC SCHOOLS

| | |
|-------------------|-----|
| 1. Duke | 130 |
| 2. North Carolina | 110 |
| 3. NC State | 13 |
| 4. Virginia | 12 |
| 5. Syracuse | 3 |
| Wake Forest | 3 |
| 7. Georgia Tech | 1 |
| 8. All others | 0 |

as of November 11

TOP-10 RANKING STREAKS

» Duke was ranked in the top 10 of the AP poll an ACC-record 122 consecutive weeks from Nov. 26, 2007-Jan. 6, 2014. The streak is also the second-longest in NCAA history.

CONSECUTIVE AP TOP-10 RANKINGS | ACC

| | |
|-------------|-----------------------|
| 1. Duke | 122 (11/26/07-1/6/14) |
| 2. Duke | 75 (12/26/61-12/6/66) |
| 3. Duke | 69 (1/22/91-12/26/94) |
| 4. Maryland | 68 (11/25/72-3/2/76) |
| 5. Duke | 67 (12/20/99-3/3/03) |

CONSECUTIVE AP TOP-10 RANKINGS | NCAA

| | |
|--------------------|------------------------|
| 1. UCLA | 155 (11/15/66-1/20/76) |
| 2. Duke | 122 (11/26/07-1/6/14) |
| 3. Kentucky | 91 (3/14/94-2/15/99) |
| 4. Kansas | 76 (11/21/94-12/7/98) |
| 5. Duke | 75 (12/26/61-12/6/66) |
| 6. Duke | 69 (1/22/91-12/26/94) |
| 7. Maryland | 68 (11/25/72-3/2/76) |
| 8. Duke | 67 (12/20/99-3/3/03) |
| 9. Marquette | 66 (2/17/70-2/26/74) |
| 10. North Carolina | 62 (2/26/85-1/10/89) |
| North Carolina | 62 (3/6/06-11/16/09) |

as of November 11

current active streaks - Kansas (47), Villanova (30)

» COACH K, NO. 1 AND THE AP POLL

- » The Blue Devils have played 225 games as the No. 1 ranked team and just 144 as an unranked team under Coach K.
- » Duke is 196-29 (.871) as the No. 1 team under Coach K. His 225 games and 196 wins in the top spot are both second-most in NCAA history.

| COACH | NO. OF GAMES AS NO. 1 TEAM | RECORD (PCT.) |
|--------------------------|----------------------------|----------------------|
| John Wooden | 228 | 217-11 (.952) |
| ^ Mike Krzyzewski | 225 | 196-29 (.871) |
| Adolph Rupp | 131 | 117-14 (.893) |
| ^ Roy Williams | 119 | 101-18 (.849) |
| Dean Smith | 116 | 98-18 (.845) |

as of November 11; research courtesy ESPN; ^ - active coach

» Duke has played at No. 1 in the AP poll 112 weeks, second-most all-time and the highest among active coaches.

WEEKS RANKED NO. 1 | COACHES, ALL-TIME

| | |
|-----------------------------|------------|
| 1. John Wooden | 121 |
| 2. ^ Mike Krzyzewski | 112 |
| 3. Adolph Rupp | 61 |
| 4. Dean Smith | 60 |
| 5. ^ Roy Williams | 59 |

as of November 11; research courtesy ESPN; ^ - active coach

» Duke has been ranked No. 1 in the AP in an NCAA-record 18 different seasons under Krzyzewski.

SEASONS RANKED NO. 1 | COACHES, ALL-TIME

| | |
|-----------------------------|-----------|
| 1. ^ Mike Krzyzewski | 18 |
| 2. John Wooden | 12 |
| ^ Roy Williams | 12 |
| 4. Dean Smith | 10 |

^ - active coach

COACH K IN THE AP POLL

- » Mike Krzyzewski has spent more weeks ranked No. 1 (112), in the top 10 (498) and in the top 25 (583) than any other active coach.
- » 1,126 of the 1,271 games (88.6 percent) Krzyzewski has coached at Duke have been as a ranked team. Duke is 919-207 (.816) as a ranked team under Coach K.

WEEKS RANKED IN THE TOP 10 | COACHES, ALL-TIME

| | |
|-----------------------------|------------|
| 1. ^ Mike Krzyzewski | 498 |
| 2. Dean Smith | 396 |
| 3. ^ Roy Williams | 353 |
| 4. Lute Olson | 256 |
| 5. ^ Jim Boeheim | 250 |
| 6. Adolph Rupp | 231 |
| 7. ^ Bill Self | 226 |
| 8. John Wooden | 214 |
| 9. Rick Pitino | 207 |
| 10. Jim Calhoun | 194 |

as of November 11; ^ - active coach

other active coaches - John Calipari (192), Tom Izzo (151), Bob Huggins (116), Jay Wright (114)

WEEKS RANKED IN THE TOP 25 | COACHES, ALL-TIME

| | |
|-----------------------------|------------|
| 1. ^ Mike Krzyzewski | 583 |
| 2. ^ Jim Boeheim | 529 |
| 3. Dean Smith | 503 |
| 4. ^ Roy Williams | 469 |
| 5. Lute Olson | 428 |
| 6. Bob Knight | 351 |
| 7. Rick Pitino | 347 |
| 8. Jim Calhoun | 314 |
| 9. ^ Bill Self | 313 |
| 10. Denny Crum | 298 |

as of November 11; ^ - active coach

other active coaches - John Calipari (296), Tom Izzo (274), Bob Huggins (267), Jay Wright (165)

» 2017-18 RESULTS

Overall Record: 2-0 (Home: 2-0; Road: 0-0; Neutral: 0-0) | ACC Record: 0-0 (Home: 0-0; Road: 0-0)

| DATE | OPPONENT | RESULT | HIGH POINTS | HIGH REBOUNDS | HIGH ASSISTS | HIGH STEALS | HIGH BLOCKS | ATT. |
|--------|---------------------------------|----------|-----------------|-----------------|--------------|-----------------------|-----------------|---------|
| N 10 | [-/-] ELON | W, 97-68 | Bagley III (25) | DeLaurier (11) | Duval (8) | Duval (3) | Carter, Jr. (2) | 9,314 # |
| N 11 | [-/-] UTAH VALLEY | W 99-69 | Bagley III (24) | Bagley III (10) | Duval (12) | Duval/Carter, Jr. (3) | Carter, Jr. (4) | 9,314 # |
| N 14 | vs. Michigan State - 1 | | | | | | | |
| N 17 | SOUTHERN | | | | | | | |
| N 20 | FURMAN - 2 | | | | | | | |
| N 23 | vs. Portland State - 3 | | | | | | | |
| N 24 | vs. Butler / Texas - 3 | | | | | | | |
| N 26 | vs. TBA - 3 | | | | | | | |
| N 29 | at Indiana - 4 | | | | | | | |
| D 2 | SOUTH DAKOTA | | | | | | | |
| D 5 | SAINT FRANCIS (PA.) | | | | | | | |
| D 9 | at Boston College* | | | | | | | |
| D 20 | EVANSVILLE | | | | | | | |
| D 30 | FLORIDA STATE* | | | | | | | |
| J 6 | at N.C. State* | | | | | | | |
| J 10 | at Pittsburgh* | | | | | | | |
| J 13 | WAKE FOREST* | | | | | | | |
| J 15 | at Miami* | | | | | | | |
| J 20 | PITTSBURGH* | | | | | | | |
| J 23 | at Wake Forest* | | | | | | | |
| J 27 | VIRGINIA* | | | | | | | |
| J 29 | NOTRE DAME* | | | | | | | |
| F 3 | at St. John's - 5 | | | | | | | |
| F 8 | at North Carolina* | | | | | | | |
| F 11 | at Georgia Tech* | | | | | | | |
| F 14 | VIRGINIA TECH* | | | | | | | |
| F 18 | at Clemson* | | | | | | | |
| F 21 | LOUISVILLE* | | | | | | | |
| F 24 | SYRACUSE* | | | | | | | |
| F 26 | at Virginia Tech* | | | | | | | |
| M 3 | NORTH CAROLINA* | | | | | | | |
| M 6-10 | ACC Tournament (Brooklyn, N.Y.) | | | | | | | |

Home games in **BOLDFACE CAPS**

[] - denotes Duke/opponent AP ranking at time of game

* - denotes ACC opponent

- denotes sellout crowd

1 - Champions Classic (Chicago, Ill.)

2 - PK80 Presented by State Farm (Durham, N.C.)

3 - PK80 Presented by State Farm (Portland, Ore.)

4 - ACC / Big Ten Challenge (Bloomington, Ind.)

5 - The Garf (New York, N.Y.)

2017-18 ATTENDANCE FIGURES

| Site | Games | Total | Average |
|---------------|----------|---------------|--------------|
| Home | 2 | 18,628 | 9,314 |
| Away | 0 | 0 | 0 |
| Neutral | 0 | 0 | 0 |
| Totals | 2 | 18,628 | 9,314 |

DUKE BY THE NUMBERS

| | |
|---|-------------------|
| Seasons of Men's Basketball | 113th |
| Total Games | 2,990 |
| ACC Championships | 20 (last in 2017) |
| NCAA Tournament Appearances | 41 (last in 2017) |
| NIT Appearances | 5 |
| 20-Win Seasons | 52 (last in 2017) |
| 30-Win Seasons | 14 (last in 2015) |
| Duke all-time record | 2,117-873 |
| Duke all-time ACC record (regular season only) | 622-312 |
| Overtime Games | 125 (68-57) |
| Duke 100-Point Games | 185 (180-5) |
| Consecutive games with at least one three-point FG | 986* |
| Consecutive games with at least five three-point FG | 41 |
| Consecutive games holding opponents under .500 shooting | 7 |
| Consecutive games holding opponents under 100 points | 306 |
| Consecutive games scoring at least 70 points | 10 |

* - Duke record

» 2017-18 HIGHS & LOWS | TEAM

| | | DUKE | OPPONENT |
|-----------------|------|--|---|
| Points 1st Half | High | 48 vs. Utah Valley (11/11/17) | 33 by Utah Valley (11/11/17) |
| | Low | 45 vs. Elon (11/10/17) | 25 by Elon (11/10/17) |
| Points 2nd Half | High | 52 vs. Elon (11/10/17) | 43 by Elon (11/10/17) |
| | Low | 51 vs. Utah Valley (11/11/17) | 36 by Utah Valley (11/11/17) |
| Total Points | High | 99 vs. Utah Valley (11/11/17) | 69 by Utah Valley (11/11/17) |
| | Low | 97 vs. Elon (11/10/17) | 68 by Elon (11/10/17) |
| FG Made | High | 41 vs. Elon (11/10/17) | 25, 2x last by Utah Valley (11/11/17) |
| | Low | 39 vs. Utah Valley (11/11/17) | 25, 2x last by Utah Valley (11/11/17) |
| FG Attempted | High | 74 vs. Elon (11/10/17) | 67 by Utah Valley (11/11/17) |
| | Low | 73 vs. Utah Valley (11/11/17) | 63 by Elon (11/10/17) |
| FG Percentage | High | .554 [41-of-74] vs. Elon (11/10/17) | .397 [25-of-63] by Elon (11/10/17) |
| | Low | .534 [39-of-73] vs. Utah Valley (11/11/17) | .373 [25-of-67] by Utah Valley (11/11/17) |
| 3-Pt. FG Made | High | 12 vs. Elon (11/10/17) | 14 by Elon (11/10/17) |
| | Low | 10 vs. Utah Valley (11/11/17) | 6 by Utah Valley (11/11/17) |
| 3-Pt. FG Att. | High | 25 vs. Elon (11/10/17) | 33 by Elon (11/10/17) |
| | Low | 23 vs. Utah Valley (11/11/17) | 25 by Utah Valley (11/11/17) |
| 3-Pt. FG Pct. | High | .480 [12-of-25] vs. Elon (11/10/17) | .424 [14-of-33] by Elon (11/10/17) |
| | Low | .435 [10-of-23] vs. Utah Valley (11/11/17) | .240 [6-of-25] by Utah Valley (11/11/17) |
| FT Made | High | 11 vs. Utah Valley (11/11/17) | 13 by Utah Valley (11/11/17) |
| | Low | 3 vs. Elon (11/10/17) | 4 by Elon (11/10/17) |
| FT Attempted | High | 17 vs. Utah Valley (11/11/17) | 16 by Utah Valley (11/11/17) |
| | Low | 11 vs. Elon (11/10/17) | 7 by Elon (11/10/17) |
| FT Percentage | High | .647 [11-of-17] vs. Utah Valley (11/11/17) | .813 [13-of-16] by Utah Valley (11/11/17) |
| | Low | .273 [3-of-11] vs. Elon (11/10/17) | .571 [4-of-7] by Elon (11/10/17) |
| Off. Rebounds | High | 15, 2x last vs. Utah Valley (11/11/17) | 16 by Utah Valley (11/11/17) |
| | Low | 15, 2x last vs. Utah Valley (11/11/17) | 7 by Elon (11/10/17) |
| Def. Rebounds | High | 33 vs. Elon (11/10/17) | 23, 2x last by Utah Valley (11/11/17) |
| | Low | 27 vs. Utah Valley (11/11/17) | 23, 2x last by Utah Valley (11/11/17) |
| Total Rebounds | High | 48 vs. Elon (11/10/17) | 39 by Utah Valley (11/11/17) |
| | Low | 42 vs. Utah Valley (11/11/17) | 30 by Elon (11/10/17) |
| Assists | High | 26 vs. Utah Valley (11/11/17) | 13 by Utah Valley (11/11/17) |
| | Low | 21 vs. Elon (11/10/17) | 10 by Elon (11/10/17) |
| Blocked Shots | High | 7 vs. Utah Valley (11/11/17) | 1 by Elon (11/10/17) |
| | Low | 3 vs. Elon (11/10/17) | 0 by Utah Valley (11/11/17) |
| Steals | High | 14 vs. Utah Valley (11/11/17) | 5 by Utah Valley (11/11/17) |
| | Low | 7 vs. Elon (11/10/17) | 3 by Elon (11/10/17) |
| Turnovers | High | 12, 2x last vs. Utah Valley (11/11/17) | 19 by Utah Valley (11/11/17) |
| | Low | 12, 2x last vs. Utah Valley (11/11/17) | 15 by Elon (11/10/17) |
| Personal Fouls | High | 16, 2x last vs. Utah Valley (11/11/17) | 15 by Utah Valley (11/11/17) |
| | Low | 16, 2x last vs. Utah Valley (11/11/17) | 12 by Elon (11/10/17) |

» 2017-18 HIGHS & LOWS | INDIVIDUAL

| | | DUKE | OPPONENT |
|--------------------|--|--|--|
| Points | | 25, Marvin Bagley III vs. Elon (11/10/17) | 17, Akolda Manyang, Utah Valley (11/11/17) |
| FG Made | | 12, Marvin Bagley III vs. Elon (11/10/17) | 6, Akolda Manyang, Utah Valley (11/11/17) |
| FG Attempted | | 18, Marvin Bagley III vs. Elon (11/10/17) | 14, Kenneth Obge, Utah Valley (11/11/17) |
| 3-Pt. FG Made | | 6, Grayson Allen vs. Elon (11/10/17) | 3, 3x, last by Thompson/Seibring/Swoope, Elon (11/10/17) |
| 3-Pt. FG Attempted | | 9, Grayson Allen vs. Elon (11/10/17) | 8, 2x, last by Seibring/Swoope, Elon (11/10/17) |
| FT Made | | 3, Wendell Carter, Jr. vs. Utah Valley (11/11/17) | 5, Akolda Manyang, Utah Valley (11/11/17) |
| FT Attempted | | 5, Marvin Bagley III vs. Utah Valley (11/11/17) | 6, Akolda Manyang, Utah Valley (11/11/17) |
| Rebounds | | 11, Javin DeLaurier vs. Elon (11/10/17) | 12, Akolda Manyang, Utah Valley (11/11/17) |
| Offensive Rebounds | | 6, Javin DeLaurier vs. Elon (11/10/17) | 5, Akolda Manyang, Utah Valley (11/11/17) |
| Defensive Rebounds | | 8, Marvin Bagley III vs. Elon (11/10/17) | 7, Akolda Manyang, Utah Valley (11/11/17) |
| Assists | | 12, Trevon Duval vs. Utah Valley (11/11/17) | 6, Akolda Manyang, Utah Valley (11/11/17) |
| Turnovers | | 3, 2x, last by Gary Trent, Jr. vs. Utah Valley (11/11/17) | 7, Brandon Randolph, Utah Valley (11/11/17) |
| Blocked Shots | | 4, Wendell Carter, Jr. vs. Utah Valley (11/11/17) | 1, Karolis Kundortas, Elon (11/10/17) |
| Steals | | 3, 3x, last by Trevon Duval vs. Utah Valley (11/11/17) | 2, Brandon Randolph, Utah Valley (11/11/17) |
| Minutes | | 36, 2x, last by Trent, Jr./Bagley III vs. Utah Valley (11/11/17) | 35, Dainan Swoope, Elon (11/10/17) |

» 2017-18 MISCELLANEOUS STATS

| | | | |
|------------------------------------|----|--|---|
| GAMES AS LEADING SCORER | | FORCED FIVE-SECOND CALLS | |
| Marvin Bagley III | 2 | Opponent | 0 |
| | | Duke | 0 |
| GAMES AS LEADING REBOUNDER | | FOUR-POINT PLAYS | |
| Javin DeLaurier | 1 | Opponent | 0 |
| Marvin Bagley III | 1 | Duke | 0 |
| GAMES LEADING IN ASSISTS | | THREE-POINT PLAYS | |
| Trevon Duval | 2 | Opponent | 2 |
| | | Duke | 4 |
| DOUBLE-FIGURE SCORING GAMES | | Marvin Bagley III | 2 |
| Grayson Allen | 2 | Gary Trent, Jr. | 1 |
| Marvin Bagley III | 2 | Trevon Duval | 1 |
| Gary Trent, Jr. | 2 | | |
| Trevon Duval | 1 | JUMP BALLS CONTROLLED | |
| Wendell Carter, Jr. | 1 | Opponent | 0 |
| | | Duke | 2 |
| 30+ POINT GAMES | | Marvin Bagley III | 2 |
| | | DUKE'S FIRST SUBSTITUTION | |
| 20+ POINT GAMES | | Javin DeLaurier | 2 |
| Marvin Bagley III | 2 | | |
| Grayson Allen | 1 | LARGEST HALFTIME LEAD | |
| | | 20 [45-25] vs. Elon (11/10/17) | |
| 10+ REBOUND GAMES | | LARGEST HALFTIME DEFICIT | |
| Marvin Bagley III | 2 | | |
| Javin DeLaurier | 1 | LARGEST DUKE LEAD | |
| | | 34 [90-56] vs. Elon (11/10/17) | |
| DOUBLE-DOUBLES | | LARGEST DUKE DEFICIT | |
| Marvin Bagley III | 2 | 4 [12-8] vs. Utah Valley (11/11/17) | |
| | | LARGEST DUKE WIN | |
| 10+ ASSIST GAMES | | 30 [99-69] vs. Utah Valley (11/11/17) | |
| Trevon Duval | 1 | LARGEST DUKE DEFEAT | |
| | | | |
| DUNKS | | LONGEST WINNING STREAK | |
| Opponent | 1 | 2, Nov. 10-11 | |
| Duke | 16 | LONGEST LOSING STREAK | |
| Marvin Bagley III | 6 | | |
| Trevon Duval | 3 | LARGEST HOME CROWD | |
| Javin DeLaurier | 2 | 9,314, 2x, last vs. Utah Valley (11/11/17) | |
| Wendell Carter, Jr. | 2 | LARGEST ROAD CROWD | |
| Grayson Allen | 2 | | |
| Gary Trent, Jr. | 1 | LARGEST NEUTRAL CROWD | |
| | | | |
| CHARGES DRAWN | | | |
| Opponent | 1 | | |
| Duke | 1 | | |
| Trevon Duval | 1 | | |
| | | | |
| TECHNICAL FOULS | | | |
| Opponent | 0 | | |
| Duke | 0 | | |

» THE LAST TIME IT HAPPENED ... | TEAM

DUKE WAS RANKED (AP POLL)

No. 1 Nov. 1, 2017
 Top 5 (2-5) Dec. 26, 2016
 Top 10 (6-10) March 13, 2017
 Top 25 (11-25) March 6, 2017

DUKE PLAYED A RANKED OPPONENT (AP POLL)

No. 1 vs. Syracuse on Feb. 22, 2014
 Top 5 vs. No. 5 Oregon on March 24, 2016
 Top 10 vs. No. 6 North Carolina on March 10, 2017
 Top 25 vs. No. 22 Notre Dame on March 11, 2017

DUKE DEFEATED A RANKED OPPONENT (AP POLL)

No. 1 vs. Syracuse (66-60) on Feb. 22, 2014
 Top 5 vs. No. 5 North Carolina (74-73) on Feb. 17, 2016
 Top 10 vs. No. 6 North Carolina (93-83) on March 10, 2017
 Top 25 vs. No. 22 Notre Dame (75-69) on March 11, 2017

DUKE LOST TO A RANKED OPPONENT (AP POLL)

No. 1 vs. North Carolina (68-76) on March 8, 2008
 Top 5 at No. 5 North Carolina (83-90) on March 4, 2017
 Top 10 at No. 9 Florida State (72-88) on Jan. 10, 2017
 Top 25 at No. 14 Louisville (69-78) on Jan. 14, 2017

DUKE FACED NO. 1 (AP POLL)

Home vs. Syracuse (W, 66-60) on Feb. 22, 2014
 Road vs. North Carolina (L, 83-69) on March 7, 1993
 Neutral vs. Arizona (W, 95-87) on Nov. 26, 1997

100 POINTS BY A TEAM

By Duke 110 vs. Georgia Tech (1/4/17)
 By Opponent 101 by North Carolina (2/11/09)

40+ POINT WIN

By Duke 110-57 vs. Georgia Tech (1/4/17)
 By Opponent 109-66 by Virginia (3/11/83)

30-39 POINT WIN

By Duke 99-69 vs. Utah Valley (11/11/17)
 By Opponent 103-73 by UNLV (4/2/90)

OVERTIME GAME

Duke Win 91-86 vs. Virginia Tech (2/25/15)
 Duke Loss 84-79 vs. Notre Dame (3/10/16)

DOUBLE OVERTIME GAME

Duke Win 66-63 vs. Virginia Tech (12/1/69)
 Duke Loss 94-80 at Wake Forest (2/13/03)

TRIPLE OVERTIME GAME

Duke Win 73-72 vs. Clemson (2/24/82)
 Duke Loss 70-68 at Virginia (2/25/58)

WON THE GAME IN THE FINAL SECONDS

By Duke Luke Kennard 3FG at 6.6 seconds
 Duke defeated Wake Forest, 85-83 (1/28/17)
 By Opponent John Gillon 3FG at 0.0 seconds
 Syracuse defeated Duke, 78-75 (2/22/17)

5+ PLAYERS IN DOUBLE-DIGIT SCORING

By Duke vs. Utah Valley (11/11/17)
 By Opponent by South Carolina (3/19/17)

MADE 40-49 FIELD GOALS

By Duke 41 vs. Elon (11/10/17)
 By Opponent 42 by Florida State (2/4/06)

MADE 50+ FIELD GOALS

By Duke 50 vs. Mercer (12/21/97)
 By Opponent Never

MADE FEWER THAN 20 FIELD GOALS

By Duke 19 at Virginia (2/15/17)
 By Opponent 16 by UNLV (12/10/16)

HAD 70-79 FIELD GOAL ATTEMPTS

By Duke 73 vs. Utah Valley (11/11/17)
 By Opponent 78 by North Carolina (3/10/17)

HAD 80-89 FIELD GOAL ATTEMPTS

By Duke 84 vs. Portland (11/25/01)
 By Opponent 83 by North Carolina (2/18/15)

HAD 90-99 FIELD GOAL ATTEMPTS

By Duke 90 vs. Wake Forest (12/18/70)
 By Opponent 91 by William & Mary (12/3/73)

HAD 100+ FIELD GOAL ATTEMPTS

By Duke 102 vs. N.C. State (3/5/55)
 By Opponent 100 by N.C. State (2/20/74)

HAD FEWER THAN 30 FIELD GOAL ATTEMPTS

By Duke 23 vs. North Carolina (2/24/79)
 By Opponent 29 by North Carolina (3/8/02)

SHOT OVER 60 PERCENT FROM THE FIELD

By Duke .608 (31-of-51) vs. Notre Dame (3/11/17)
 By Opponent .648 (35-of-54) by Vermont (11/24/13)

SHOT OVER 70 PERCENT FROM THE FIELD

By Duke .704 (38-of-54) vs. Davidson (11/8/13)
 By Opponent .700 (7-of-10) by Wake Forest (2/7/10)

SHOT LESS THAN 30 PERCENT FROM THE FIELD

By Duke .299 (23-of-77) vs. Utah (12/19/15)
 By Opponent .296 (16-of-54) by UNLV (12/10/16)

MADE 10+ THREE-POINT FIELD GOALS

By Duke 10 vs. Utah Valley (11/11/17)
 By Opponent 14 by Elon (11/10/17)

MADE 15+ THREE-POINT FIELD GOALS

By Duke 16 vs. Georgia Tech (1/4/17)
 By Opponent 16 by Wake Forest (3/10/95)

MADE 0 THREE-POINT FIELD GOALS

By Duke 0-4 vs. Hawaii (12/30/89)
 By Opponent 0-8 by Tennessee (11/21/11)

HAD 30+ THREE-POINT FIELD GOAL ATTEMPTS

By Duke 33 at Syracuse (2/22/17)
 By Opponent 33 by Elon (11/10/17)

SHOT OVER 60 PERCENT FROM THE 3-POINT LINE

By Duke .625 (10-of-16) vs. North Carolina (2/18/15)
 By Opponent .615 (8-of-13) by Virginia Tech (12/31/16)

SHOT OVER 70 PERCENT FROM THE 3-POINT LINE

By Duke .706 (12-of-17) vs. Virginia Tech (2/21/13)
 By Opponent .727 (8-of-11) by Georgia Tech (2/4/15)

SHOT OVER 80 PERCENT FROM THE 3-POINT LINE

By Duke .800 (8-of-10) vs. Minnesota (11/22/12)
 By Opponent .800 (12-of-15) by N. Carolina (3/5/83)

SHOT LESS THAN 20 PERCENT FROM 3-POINT LINE

By Duke .176 (3-of-17) vs. Notre Dame (3/13/15)
 By Opponent .190 (4-of-21) by Louisville (3/9/17)

MADE 30-39 FREE THROWS

By Duke 33 vs. North Carolina (3/10/17)
 By Opponent 32 by Florida State (3/1/06)

MADE 40+ FREE THROWS

By Duke 40 vs. Southern Illinois (11/20/08)
 By Opponent 42 by Wake Forest (12/20/68)

MADE 5 OR FEWER FREE THROWS

By Duke 3 vs. Elon (11/10/17)
 By Opponent 4 by Elon (11/10/17)

HAD 40-49 FREE THROW ATTEMPTS

By Duke 43 vs. UNCW (3/17/16)
 By Opponent 40 by Florida State (3/1/06)

HAD 50+ FREE THROW ATTEMPTS

By Duke 54 vs. Fairfield (11/14/98)
 By Opponent 51 by Arizona (2/24/91)

SHOT OVER 90 PERCENT FROM THE FOUL LINE

By Duke .931 (27-of-29) vs. South Carolina (3/19/17)
 By Opponent .923 (24-of-26) by Clemson (3/8/17)

SHOT 100 PERCENT FROM THE FOUL LINE

By Duke 2-of-2 vs. San Diego State (3/22/15)
 By Opponent 8-of-8 by Virginia (2/15/17)

HAD 50-59 REBOUNDS

By Duke 56 vs. Marist (11/11/16)
 By Opponent 56 by Utah (12/19/15)

HAD 60+ REBOUNDS

By Duke 61 vs. William & Mary (12/2/72)
 By Opponent 64 by North Carolina (3/5/16)

FIVE PLAYERS FOULED OUT

By Duke vs. Wake Forest (2/17/08)
 By Opponent by Maryland (2/10/90)

HAD 20-29 ASSISTS

By Duke 26 vs. Utah Valley (11/11/17)
 By Opponent 23 by North Carolina (3/10/17)

HAD 30+ ASSISTS

By Duke 30 vs. Presbyterian (11/14/14)
 By Opponent 30 by Maryland (2/10/90)

HAD 10+ BLOCKED SHOTS

By Duke 10 vs. Boston College (1/3/15)
 By Opponent 10 by NC State (11/11/15)

HAD 15+ STEALS

By Duke 16 vs. Loyola [Md] (12/31/08)
 By Opponent 15 by Oregon (11/27/10)

HAD 20+ TURNOVERS

By Duke 21 vs. Michigan State (11/15/11)
 By Opponent 21 by Boston College (1/7/17)

HAD 30+ TURNOVERS

By Duke 33 vs. Maryland (2/9/91)
 By Opponent 31 by Eastern Kentucky (11/25/07)

COMMITTED 10 OR FEWER TURNOVERS

By Duke 8 vs. Troy (3/17/17)
 By Opponent 6 by Notre Dame (3/11/17)

» THE LAST TIME IT HAPPENED ... | INDIVIDUAL

30-39 POINTS BY A PLAYER

By Duke 34, Luke Kennard at Wake Forest (1/28/17)
By Opp. 31, John Collins, Wake Forest (2/18/17)

40+ POINTS BY A PLAYER

By Duke 40, J.J. Redick vs. Virginia (1/28/06)
By Opp. 40, Bootsy Thornton, St. John's (1/24/99)

50+ POINTS BY A PLAYER

By Duke 58, Danny Ferry vs. Miami (12/10/88)
By Opp. Never occurred

TWO PLAYERS SCORED 20 OR MORE POINTS

By Duke Marvin Bagley III (25)
& Grayson Allen (22) vs. Elon (11/10/17)
By Opp. Joel Berry II (28) &
Isaiah Hicks (21), North Carolina (3/4/17)

THREE PLAYERS SCORED 20-29 POINTS

By Duke Frank Jackson (20), Luke Kennard (20) &
Jayson Tatum (20) vs. Clemson (3/8/17)
By Opp. Bonzie Colson (31), Demetrius Jackson (24) &
Steve Vasturia (22), Notre Dame (1/16/16)

FOUR PLAYERS SCORED 20-29 POINTS

By Duke Jabari Parker (22), Rodney Hood (22),
Quinn Cook (21) & Rasheed Sulaimon (20)
vs. Davidson (11/8/13)
By Opp. Never

TWO PLAYERS SCORED 30 OR MORE POINTS

By Duke Gerald Henderson (35) & Jon Scheyer (30)
vs. Wake Forest (2/22/09)
By Opp. Brian Oliver (31) & Dennis Scott (31),
Georgia Tech (3/10/90)

10+ FIELD GOALS MADE BY A PLAYER

By Duke 11, Marvin Bagley III vs Utah Valley (11/11/17)
By Opp. 12, Bonzie Colson, Notre Dame (3/11/17)

15+ FIELD GOALS MADE BY A PLAYER

By Duke 15, Christian Laettner vs. Ga. Tech (1/11/92)
By Opp. 17, Al Thornton, Florida State (2/4/06)

20-29 FIELD GOAL ATTEMPTS BY A PLAYER

By Duke 20, Luke Kennard vs. Clemson (3/8/17)
By Opp. 21, Bonzie Colson, Notre Dame (3/11/17)

30+ FIELD GOAL ATTEMPTS BY A PLAYER

By Duke 31, Bob Verga vs. Penn State (1/3/67)
By Opp. 32, Al Thornton, Florida State (2/4/06)

PLAYER SHOT 1.000 WITH 5+ FIELD GOAL ATTEMPTS

By Duke 6-6, Amile Jefferson vs. Florida State (2/28/17)
By Opp. 5-5, Chris Clarke, Virginia Tech (12/31/16)

PLAYER SHOT .800 WITH 10+ FIELD GOAL ATTEMPTS

By Duke 9-10 (.900), Marshall Plumlee vs. UNCW (3/17/16)
By Opp. 9-11 (.818), Devin Thomas, Wake Forest (1/6/16)

PLAYER SHOT .900 WITH 10+ FIELD GOAL ATTEMPTS

By Duke 9-10 (.900), Marshall Plumlee vs. UNCW (3/17/16)
By Opp. 9-10 (.900), Reggie Johnson, Miami (1/2/11)

5+ 3PT FIELD GOALS MADE BY A PLAYER

By Duke 6, Grayson Allen vs. Elon (11/10/17)
By Opp. 5, Joel Berry II, North Carolina (3/4/17)

10+ 3PT FIELD GOAL ATTEMPTS BY A PLAYER

By Duke 10, Grayson Allen vs. South Carolina (3/19/17)
By Opp. 11, Justin Jackson, North Carolina (3/10/17)

PLAYER SHOT .800 WITH 5+ 3PT FIELD GOAL ATTEMPTS

By Duke 5-6 (.833), Grayson Allen vs. North Carolina (3/10/17)
By Opp. 5-5 (1.000), Joel Berry II, North Carolina (3/4/17)

10+ FREE THROWS MADE BY A PLAYER

By Duke 10, Luke Kennard vs. North Carolina (3/10/17)
By Opp. 15, Bryant Crawford, Wake Forest (1/28/17)

15+ FREE THROWS MADE BY A PLAYER

By Duke 15, Grayson Allen vs. UNCW (3/17/16)
By Opp. 15, Bryant Crawford, Wake Forest (1/28/17)

10+ FREE THROWS ATTEMPTED BY A PLAYER

By Duke 10, Jayson Tatum vs. Troy (3/17/17)
By Opp. 12, Sindarius Thornwell, South Carolina (3/19/17)
10, Rakym Felder, South Carolina (3/19/17)

15+ FREE THROWS ATTEMPTED BY A PLAYER

By Duke 17, Grayson Allen vs. UNCW (3/17/16)
By Opp. 15, Bryant Crawford, Wake Forest (1/28/17)

20+ FREE THROWS ATTEMPTED BY A PLAYER

By Duke 20, Christian Laettner vs. Boston U. (1/21/92)
By Opp. 22, Buzzy Wilkinson, Virginia (3/4/54)

PLAYER SHOT 1.000 WITH 10+ FREE THROW ATTEMPTS

By Duke 10-of-10, Luke Kennard vs. UNC (3/10/17)
By Opp. 15-of-15, Bryant Crawford, Wake Forest (1/28/17)

10+ REBOUNDS BY A PLAYER

By Duke 10, Marvin Bagley III vs. Utah Valley (11/11/17)
By Opp. 12, Akolda Manyang, Utah Valley (11/11/17)

15+ REBOUNDS BY A PLAYER

By Duke 15, Amile Jefferson vs. South Carolina (3/19/17)
By Opp. 15, John Collins, Wake Forest (2/18/17)

20+ REBOUNDS BY A PLAYER

By Duke 20, Jahliil Okafor vs. Elon (12/15/14)
By Opp. 22, Zach Auguste, Notre Dame (3/10/16)

TWO PLAYERS WITH 10 OR MORE REBOUNDS

By Duke Javin DeLaurier (11) & Marvin Bagley III (10)
vs. Elon (11/10/17)
By Opp. Zach Auguste (22) & Bonzie Colson (12),
Notre Dame (3/10/16)

5+ OFFENSIVE REBOUNDS BY A PLAYER

By Duke 6, Javin DeLaurier vs. Elon (11/10/17)
By Opp. 5, Akolda Manyang, Utah Valley (11/11/17)

10+ DEFENSIVE REBOUNDS BY A PLAYER

By Duke 10, Amile Jefferson vs. South Carolina (3/19/17)
By Opp. 10, John Collins, Wake Forest (2/18/17)

10+ ASSISTS BY A PLAYER

By Duke 12, Trevon Duval vs. Utah Valley (11/11/17)
By Opp. 11, Angel Rodriguez, Miami (1/25/16)

5+ BLOCKED SHOTS BY A PLAYER

By Duke 6, Amile Jefferson vs. South Carolina (3/19/17)
By Opp. 5, Rakeem Christmas, Syracuse (2/14/15)

10+ BLOCKED SHOTS BY A PLAYER

By Duke 10, Shelden Williams vs. Maryland (1/11/06)
By Opp. 10, Tree Rollins, Clemson (2/3/77)

5+ STEALS BY A PLAYER

By Duke 5, Matt Jones vs. Elon (12/21/16)
By Opp. 5, Trevor Cooney, Syracuse (2/14/15)

10+ STEALS BY A PLAYER

By Duke 11, Kenny Dennard vs. Maryland (2/3/79)
By Opp. Never

40 MINUTES PLAYED IN REGULATION

By Duke 40, Luke Kennard vs. Florida State (2/28/17)
By Opp. 40, Andrew White III, Tyler Lydon &
John Gillon, Syracuse (2/22/17)

40+ MINUTES PLAYED IN A GAME

By Duke 44, Grayson Allen vs. Notre Dame (3/10/16)
By Opp. 44, Demetrius Jackson, Notre Dame (3/10/16)
43, Steve Vasturia, Notre Dame (3/10/16)
41, Zach Auguste, Notre Dame (3/10/16)

50+ MINUTES PLAYED IN A GAME

By Duke 53, Chip Engelland vs. Clemson (2/24/82)
51, Vince Taylor vs. Clemson (2/24/82)
By Opp. 53, Vince Hamilton, Clemson (2/24/82)
52, Mike Eppley, Clemson (2/24/82)
51, Fred Gillam, Clemson (2/24/82)

DOUBLE-DOUBLE BY A PLAYER*

By Duke 24/10, Marvin Bagley III vs. Utah Valley (11/11/17)
By Opp. 17/12, Akolda Manyang, Utah Valley (11/11/17)

20 - 20 GAMES (POINTS - REBOUNDS)

By Duke 25/20, Jahliil Okafor vs. Elon (12/15/14)
By Opp. 26/24, Sean May, North Carolina (3/6/05)

TRIPLE-DOUBLE BY A PLAYER*

By Duke 19/11/10 blocks, Shelden Williams
vs. Maryland (1/11/06)
By Opp. 16/15/10 blocks, Tree Rollins, Clemson (2/23/77)

ALL-TIME TRIPLE-DOUBLES BY A DUKE PLAYER (3)

21/18/10 assists, Art Heyman vs. Virginia (2/28/63)
13/12/11 assists, Gene Banks vs. Lehigh (1/9/78)
19/11/10 blocks, Shelden Williams vs. Maryland (1/11/06)

*Double-doubles are points and rebounds unless otherwise indicated
^Triple-doubles are points, rebounds, and assists unless indicated

1 ELON **68**
[1/1] DUKE **97**
 Nov. 10, 2017 ATTENDANCE: 9,314

2 UTAH VALLEY **69**
[1/1] DUKE **99**
 Nov. 11, 2017 ATTENDANCE: 9,314

CAMERON INDOOR STADIUM/DURHAM, N.C.

| ELON | FG | 3FG | FT | REB | PF | TP | A | TO | B | S | MIN |
|---------------|--------------|--------------|-------------|----------------|-----------|-----------|-----------|-----------|----------|----------|------------|
| Dawkins f | 3-9 | 1-5 | 0-1 | 0-2-2 | 3 | 7 | 0 | 2 | 0 | 1 | 23 |
| Siebring f | 4-12 | 3-8 | 0-0 | 1-3-4 | 1 | 11 | 4 | 0 | 0 | 1 | 32 |
| Thompson g | 5-11 | 3-4 | 0-0 | 2-3-5 | 0 | 13 | 2 | 0 | 0 | 0 | 29 |
| Swoope g | 3-11 | 3-8 | 2-2 | 0-2-2 | 3 | 11 | 1 | 4 | 0 | 0 | 35 |
| Santa Ana g | 1-4 | 0-0 | 0-0 | 0-2-2 | 2 | 2 | 0 | 3 | 0 | 0 | 18 |
| Fuller | 3-4 | 2-3 | 0-0 | 0-0-0 | 0 | 8 | 0 | 1 | 0 | 1 | 8 |
| Luther | 1-1 | 0-0 | 0-0 | 0-0-0 | 0 | 2 | 0 | 0 | 0 | 0 | 2 |
| Kundrotas | 2-5 | 1-2 | 2-2 | 1-3-4 | 2 | 7 | 0 | 3 | 1 | 0 | 16 |
| Anton | 0-0 | 0-0 | 0-0 | 0-0-0 | 0 | 0 | 0 | 0 | 0 | 0 | 2 |
| Eberhardt | 3-5 | 1-3 | 0-2 | 1-6-7 | 0 | 7 | 3 | 1 | 0 | 0 | 28 |
| Wright | 0-1 | 0-0 | 0-0 | 0-2-2 | 1 | 0 | 0 | 0 | 0 | 0 | 7 |
| Team | | | 2-0-2 | | | | | | | | |
| Totals | 25-63 | 14-33 | 4-7 | 7-23-30 | 12 | 68 | 10 | 15 | 1 | 3 | 200 |
| Pct. | 39.7 | 42.4 | 57.1 | DR: 2 | | | | | | | |

FG (1st half: 9-31, 29.0%, 2nd half: 16-32, 50.0%)
 3FG (1st half: 5-16 31.3%, 2nd half: 9-17 52.9%)
 FT (1st half: 2-5 40.0%, 2nd half 2-2 100.0%)

| DUKE | FG | 3FG | FT | REB | PF | TP | A | TO | B | S | MIN |
|---------------|--------------|--------------|-------------|-----------------|-----------|-----------|-----------|-----------|----------|----------|------------|
| Carter, Jr. f | 4-6 | 0-0 | 0-2 | 3-3-6 | 3 | 8 | 1 | 1 | 2 | 0 | 16 |
| Bagley III f | 12-18 | 0-2 | 1-4 | 2-8-10 | 1 | 25 | 0 | 3 | 0 | 1 | 29 |
| Duval g | 4-7 | 0-2 | 0-0 | 0-0-0 | 3 | 8 | 8 | 0 | 0 | 3 | 24 |
| Trent, Jr. g | 6-11 | 4-5 | 1-1 | 1-5-6 | 0 | 17 | 3 | 0 | 0 | 0 | 26 |
| Allen g | 8-15 | 6-9 | 0-0 | 1-3-4 | 1 | 22 | 2 | 0 | 0 | 1 | 29 |
| Tucker | 0-1 | 0-1 | 0-0 | 0-0-0 | 0 | 0 | 0 | 1 | 0 | 0 | 6 |
| DeLaurier | 3-6 | 0-1 | 0-2 | 6-5-11 | 2 | 6 | 3 | 2 | 1 | 2 | 19 |
| Goldwire | 0-2 | 0-1 | 0-0 | 0-0-0 | 4 | 0 | 3 | 1 | 0 | 0 | 14 |
| O'Connell | 3-3 | 2-2 | 0-0 | 1-2-3 | 0 | 8 | 0 | 1 | 0 | 0 | 13 |
| Vrankovic | 1-3 | 0-0 | 1-2 | 1-2-3 | 2 | 3 | 1 | 1 | 0 | 0 | 12 |
| White | 0-2 | 0-2 | 0-0 | 0-1-1 | 0 | 0 | 0 | 0 | 0 | 0 | 7 |
| Robinson | 0-0 | 0-0 | 0-0 | 0-1-1 | 0 | 0 | 0 | 0 | 0 | 0 | 5 |
| Team | | | 0-3-3 | | | | | | | | |
| Totals | 41-74 | 12-25 | 3-11 | 15-33-48 | 16 | 97 | 21 | 12 | 3 | 7 | 200 |
| Pct. | 55.4 | 48.0 | 27.3 | DR: 8.3 | | | | | | | |

FG(1st half: 19-43 44.2%, 2nd half: 22-31 71.0%)
 3FG (1st half: 7-18 38.9%, 2nd half: 5-7 71.4%)
 FT (1st half: 0-3 0.0%, 2nd half: 3-8 37.5%)

OFFICIALS: Jamie Luckie, Jeff Pon, Bill McCarthy
 ATTENDANCE: 9,314 | TECHNICAL FOULS: None

CAMERON INDOOR STADIUM/DURHAM, N.C.

| UTAH VALLEY | FG | 3FG | FT | REB | PF | TP | A | TO | B | S | MIN |
|---------------|--------------|-------------|--------------|-----------------|-----------|-----------|-----------|-----------|----------|----------|------------|
| Manyang c | 6-11 | 0-0 | 5-6 | 5-7-12 | 3 | 17 | 6 | 2 | 0 | 1 | 29 |
| Toolson, J. g | 2-12 | 0-5 | 0-0 | 3-3-6 | 0 | 4 | 0 | 2 | 0 | 0 | 34 |
| Randolph g | 5-10 | 1-2 | 1-3 | 0-2-2 | 2 | 12 | 3 | 7 | 0 | 2 | 33 |
| Toolson, C. g | 3-8 | 2-6 | 3-3 | 0-1-1 | 5 | 11 | 0 | 2 | 0 | 1 | 25 |
| Ogbe g | 5-14 | 1-5 | 2-2 | 1-1-2 | 1 | 13 | 1 | 3 | 0 | 0 | 34 |
| Calvert | 0-3 | 0-2 | 0-0 | 1-0-1 | 1 | 0 | 0 | 0 | 0 | 0 | 2 |
| Nakwaasah | 2-5 | 1-4 | 0-0 | 0-2-2 | 2 | 5 | 1 | 1 | 0 | 1 | 12 |
| Tahvanainen | 0-0 | 0-0 | 2-2 | 1-1-2 | 0 | 2 | 0 | 0 | 0 | 0 | 8 |
| Johnson | 0-0 | 0-0 | 0-0 | 0-0-0 | 0 | 0 | 0 | 0 | 0 | 0 | 2 |
| Nyman | 0-0 | 0-0 | 0-0 | 0-0-0 | 0 | 0 | 0 | 0 | 0 | 0 | 1 |
| Neilson | 2-2 | 1-1 | 0-0 | 1-3-4 | 1 | 5 | 2 | 2 | 0 | 0 | 19 |
| Harward | 0-2 | 0-0 | 0-0 | 0-1-1 | 0 | 0 | 0 | 0 | 0 | 0 | 1 |
| Team | | | 4-2-6 | | | | | | | | |
| Totals | 25-67 | 6-25 | 13-16 | 16-23-39 | 15 | 69 | 13 | 19 | 0 | 5 | 200 |
| Pct. | 37.3 | 24.0 | 81.3 | DR: 2 | | | | | | | |

FG (1st half: 12-35, 34.3%, 2nd half: 13-32, 40.6%)
 3FG (1st half: 4-12 33.3%, 2nd half: 2-13 15.4%)
 FT (1st half: 5-8 62.5%, 2nd half 8-8 100.0%)

| DUKE | FG | 3FG | FT | REB | PF | TP | A | TO | B | S | MIN |
|---------------|--------------|--------------|--------------|-----------------|-----------|-----------|-----------|-----------|----------|-----------|------------|
| Carter, Jr. f | 4-8 | 1-3 | 3-4 | 4-3-7 | 1 | 12 | 4 | 2 | 4 | 3 | 31 |
| Bagley III f | 11-17 | 1-1 | 1-5 | 3-7-10 | 2 | 24 | 2 | 1 | 0 | 2 | 36 |
| Duval g | 7-10 | 0-1 | 1-1 | 0-3-3 | 2 | 15 | 12 | 1 | 0 | 3 | 30 |
| Trent, Jr. g | 6-15 | 3-8 | 2-3 | 2-2-4 | 3 | 17 | 2 | 3 | 0 | 2 | 36 |
| Allen g | 7-11 | 4-6 | 0-0 | 0-3-3 | 3 | 18 | 2 | 1 | 0 | 0 | 32 |
| DeLaurier | 1-4 | 1-2 | 2-2 | 2-2-4 | 2 | 5 | 0 | 0 | 0 | 0 | 11 |
| Goldwire | 0-2 | 0-1 | 0-0 | 0-1-1 | 1 | 0 | 1 | 2 | 0 | 1 | 6 |
| O'Connell | 1-3 | 0-1 | 2-2 | 0-5-5 | 0 | 4 | 2 | 1 | 0 | 2 | 9 |
| Bolden | 1-2 | 0-0 | 0-0 | 1-0-1 | 2 | 2 | 1 | 0 | 2 | 1 | 7 |
| White | 1-1 | 0-0 | 0-0 | 1-1-2 | 0 | 2 | 0 | 0 | 1 | 0 | 2 |
| Team | | | 2-0-2 | | | | | | | | |
| Totals | 39-73 | 10-23 | 11-17 | 15-27-42 | 16 | 99 | 26 | 12 | 7 | 14 | 200 |
| Pct. | 53.4 | 43.5 | 64.7 | DR: 2 | | | | | | | |

FG(1st half: 18-39 46.2%, 2nd half: 21-34 61.8%)
 3FG (1st half: 5-13 38.5%, 2nd half: 5-10 50.0%)
 FT (1st half: 7-10 70.0%, 2nd half: 4-7 57.1%)

OFFICIALS: Mike Eades, Ted Valentine, Anthony Franklin
 ATTENDANCE: 9,314 | TECHNICAL FOULS: None

2017-18 Duke Men's Basketball
Duke Combined Team Statistics (as of Nov 11, 2017)
All games

| RECORD: | OVERALL | HOME | AWAY | NEUTRAL |
|----------------|---------|------|------|---------|
| ALL GAMES | 2-0 | 2-0 | 0-0 | 0-0 |
| CONFERENCE | 0-0 | 0-0 | 0-0 | 0-0 |
| NON-CONFERENCE | 2-0 | 2-0 | 0-0 | 0-0 |

| ## | Player | gp-gs | min | avg | Total | | 3-Point | | F-Throw | | Rebounds | | | | pf | dq | a | to | blk | stl | pts | avg |
|----------------|--------------------|-------|-----|------|--------|------|---------|------|---------|-------|----------|-----|-----|------|----|----|----|----|-----|-----|-----|------|
| | | | | | fg-fga | fg% | 3fg-fga | 3fg% | ft-fta | ft% | off | def | tot | avg | | | | | | | | |
| 35 | Marvin Bagley III | 2-2 | 65 | 32.5 | 23-35 | .657 | 1-3 | .333 | 2-9 | .222 | 5 | 15 | 20 | 10.0 | 3 | 0 | 2 | 4 | 0 | 3 | 49 | 24.5 |
| 03 | Grayson Allen | 2-2 | 61 | 30.5 | 15-26 | .577 | 10-15 | .667 | 0-0 | .000 | 1 | 6 | 7 | 3.5 | 4 | 0 | 4 | 1 | 0 | 1 | 40 | 20.0 |
| 02 | Gary Trent Jr. | 2-2 | 62 | 31.0 | 12-26 | .462 | 7-13 | .538 | 3-4 | .750 | 3 | 7 | 10 | 5.0 | 3 | 0 | 5 | 3 | 0 | 2 | 34 | 17.0 |
| 01 | Trevon Duval | 2-2 | 54 | 27.0 | 11-17 | .647 | 0-3 | .000 | 1-1 | 1.000 | 0 | 3 | 3 | 1.5 | 5 | 0 | 20 | 1 | 0 | 6 | 23 | 11.5 |
| 34 | Wendell Carter Jr. | 2-2 | 47 | 23.5 | 8-14 | .571 | 1-3 | .333 | 3-6 | .500 | 7 | 6 | 13 | 6.5 | 4 | 0 | 5 | 3 | 6 | 3 | 20 | 10.0 |
| 15 | Alex O'Connell | 2-0 | 22 | 11.0 | 4-6 | .667 | 2-3 | .667 | 2-2 | 1.000 | 1 | 7 | 8 | 4.0 | 0 | 0 | 2 | 2 | 0 | 2 | 12 | 6.0 |
| 12 | Javin DeLaurier | 2-0 | 30 | 15.0 | 4-10 | .400 | 1-3 | .333 | 2-4 | .500 | 8 | 7 | 15 | 7.5 | 4 | 0 | 3 | 2 | 1 | 2 | 11 | 5.5 |
| 30 | Antonio Vrankovic | 1-0 | 12 | 12.0 | 1-3 | .333 | 0-0 | .000 | 1-2 | .500 | 1 | 2 | 3 | 3.0 | 2 | 0 | 1 | 1 | 0 | 0 | 3 | 3.0 |
| 20 | Marques Bolden | 1-0 | 7 | 7.0 | 1-2 | .500 | 0-0 | .000 | 0-0 | .000 | 1 | 0 | 1 | 1.0 | 2 | 0 | 1 | 0 | 2 | 1 | 2 | 2.0 |
| 41 | Jack White | 2-0 | 9 | 4.5 | 1-3 | .333 | 0-2 | .000 | 0-0 | .000 | 1 | 2 | 3 | 1.5 | 0 | 0 | 0 | 0 | 1 | 0 | 2 | 1.0 |
| 14 | Jordan Goldwire | 2-0 | 20 | 10.0 | 0-4 | .000 | 0-2 | .000 | 0-0 | .000 | 0 | 1 | 1 | 0.5 | 5 | 0 | 4 | 3 | 0 | 1 | 0 | 0.0 |
| 50 | Justin Robinson | 1-0 | 5 | 5.0 | 0-0 | .000 | 0-0 | .000 | 0-0 | .000 | 0 | 1 | 1 | 1.0 | 0 | 0 | 0 | 0 | 0 | 0 | 0 | 0.0 |
| 05 | Jordan Tucker | 1-0 | 6 | 6.0 | 0-1 | .000 | 0-1 | .000 | 0-0 | .000 | 0 | 0 | 0 | 0.0 | 0 | 0 | 0 | 1 | 0 | 0 | 0 | 0.0 |
| Team | | | | | | | | | | | 2 | 3 | 5 | | | | 3 | | | | | |
| Total..... | | 2 | 400 | | 80-147 | .544 | 22-48 | .458 | 14-28 | .500 | 30 | 60 | 90 | 45.0 | 32 | 0 | 47 | 24 | 10 | 21 | 196 | 98.0 |
| Opponents..... | | 2 | 400 | | 50-130 | .385 | 20-58 | .345 | 17-23 | .739 | 23 | 46 | 69 | 34.5 | 27 | - | 23 | 34 | 1 | 8 | 137 | 68.5 |

| TEAM STATISTICS | DU | OPP | Date | Opponent | Score | Att. |
|------------------------|--------|--------|---------------------|-------------|---------|------|
| SCORING | 196 | 137 | 11/10/17 | ELON | w 97-68 | 9314 |
| Points per game | 98.0 | 68.5 | 11/11/17 | UTAH VALLEY | w 99-69 | 9314 |
| Scoring margin | +29.5 | - | * - Conference game | | | |
| FIELD GOALS-ATT | 80-147 | 50-130 | | | | |
| Field goal pct | .544 | .385 | | | | |
| 3 POINT FG-ATT | 22-48 | 20-58 | | | | |
| 3-point FG pct | .458 | .345 | | | | |
| 3-pt FG made per game | 11.0 | 10.0 | | | | |
| FREE THROWS-ATT | 14-28 | 17-23 | | | | |
| Free throw pct | .500 | .739 | | | | |
| F-Throws made per game | 7.0 | 8.5 | | | | |
| REBOUNDS | 90 | 69 | | | | |
| Rebounds per game | 45.0 | 34.5 | | | | |
| Rebounding margin | +10.5 | - | | | | |
| ASSISTS | 47 | 23 | | | | |
| Assists per game | 23.5 | 11.5 | | | | |
| TURNOVERS | 24 | 34 | | | | |
| Turnovers per game | 12.0 | 17.0 | | | | |
| Turnover margin | +5.0 | - | | | | |
| Assist/turnover ratio | 2.0 | 0.7 | | | | |
| STEALS | 21 | 8 | | | | |
| Steals per game | 10.5 | 4.0 | | | | |
| BLOCKS | 10 | 1 | | | | |
| Blocks per game | 5.0 | 0.5 | | | | |
| ATTENDANCE | 18628 | 0 | | | | |
| Home games-Avg/Game | 2-9314 | 0-0 | | | | |
| Neutral site-Avg/Game | - | 0-0 | | | | |

| Score by Periods | 1st | 2nd | Totals |
|------------------|-----|-----|--------|
| Duke | 93 | 103 | 196 |
| Opponents | 58 | 79 | 137 |