

SAINT JOSEPH'S HAWKS MEN'S BASKETBALL



2016-17 SCHEDULE

NOVEMBER		EST
Sat., 12	TOLEDO	W 77-76
Mon., 14	COLUMBIA	W 85-65
Fri., 18	vs. Loyola-Chicago +	W 71-57
Sun., 20	Ole Miss + (CBSSN)	L 68-81
Mon., 21	NC State + (CBSSN)	L 63-73
Wed., 30	TEMPLE % (CBSSN)	L 72-78
DECEMBER		
Sat., 3	at #2/#2 Villanova % (CBSSN)	L 57-88
Sun., 11	at Drexel	W 72-71
Wed., 14	at Princeton (ESPNU)	W 76-68
Sun., 18	at Illinois State (ESPN3)	L 72-81
Thu., 22	LAFAYETTE	W 92-63
Fri., 30	GEORGE WASHINGTON (CSN)	W 68-63
JANUARY		
Tue., 3	at Rhode Island (CBSSN)	L 58-88
Sat., 7	at Fordham (NBCSN)	W 70-55
Tue., 10	GEORGE MASON (TCN, ASN)	L 67-75
Sat., 14	RICHMOND (NBCSN)	L 66-70
Wed., 18	at Massachusetts (TCN, ASN)	L 57-62
Sat., 21	PENN (Palestra) %	W 78-71
Tue., 24	at St. Bonaventure (TCN, ASN)	L 63-67
Sat., 28	LA SALLE (CSN, ASN)	W 73-72
Tue., 31	DAVIDSON (TCN, ASN)	L 60-75
FEBRUARY		
Sat., 4	FORDHAM (TCN, ASN)	L 83-86 2OT
Tue., 7	at Dayton (TCN, ASN)	L 70-77
Sat., 11	MASSACHUSETTS (NBCSN)	L 76-87
Tue., 14	at VCU (CBSSN)	L 81-91
Sat., 18	at La Salle % (CBSSN)	L 68-83
Wed., 22	ST. BONAVENTURE	L 77-83
Sat., 25	at Saint Louis (NBCSN)	L 60-61
MARCH		
Wed. 1	RHODE ISLAND (TCN, ASN)	7:00 p.m.
Sat., 4	at Duquesne	2:00 p.m.
Wed., 8-	Atlantic 10 Championship	
Sun., 12	(PPG Paints Arena, Pittsburgh, Pa.)	

Home games in CAPS at Hagan Arena unless noted
+ Paradise Jam (St. Thomas, U.S. Virgin Islands)
% Big 5 game

MEDIA INFORMATION

Basketball SID: Marie Wozniak
Office Phone: 610-660-1727
Cell Phone: 610-999-3634
Email: mwozniak@sju.edu
Fax: 610-660-1724
Press Row Phone: 610-660-2599

www.SJUHawks.com
[@SJUHawks](https://twitter.com/SJUHawks)
[@SJUHawks_MBB](https://twitter.com/SJUHawks_MBB)

SAINT JOSEPH'S HAWKS (10-18; 3-13 A-10)

VS.

RHODE ISLAND RAMS (19-9; 11-5 A-10)

Game #29 • March 1, 2017 • 7 p.m. • ASN, TCN
Hagan Arena • Philadelphia, Pa.

ARENA	Michael J. Hagan '85 Arena (4,200)
TELEVISION	ASN, TCN (Ed Cohen, John Griffin)
RADIO	610 Sports (Matt Martucci, Joe Lunardi)
AUDIO STREAMING	SJUHawks.com
VIDEO STREAMING	A-10 Digital Network
SERIES RECORD	SJU leads 55-28
SJU STREAK	8 losses
HAWKS' NEXT GAME	March 4 at Duquesne, 2 p.m.

GAME STORIES

- Saint Joseph's lost a second-half lead en route to a 61-60 defeat at Saint Louis. Chris Clover notched his fourth straight double-figure game with a team-high 17 points. Charlie Brown had 16 and James Demery scored 14 while Brendan Casper handed out a career-high seven assists.
- **James Demery** tops the Hawks in scoring in conference games with a 14.3 average.
- **Charlie Brown** needs two three-point field goals to set a new freshman record for the long-range shots, as the record is 65 currently held by both Langston Galloway and Arthur Davis.
- The Hawks have lost eight in a row, which is the longest since a nine-game skid in January 2011. SJU's last win came on Jan. 28 against La Salle.
- SJU will close out the regular season on Saturday at Duquesne and return to Pittsburgh a few days later on March 8 for the Atlantic 10 Championship Opening Round.

HAWKS' PERSONNEL

2016-17 Statistics

PROBABLE STARTERS	PPG	RPG	APG	MPG	Notes
F- #2 Charlie Brown	12.8	5.2	1.0	34.0	Scored 16 pts at Saint Louis
F- #25 James Demery	14.2	6.5	1.5	31.8	Team-high 21 pts vs. St. Bonaventure
F- #23 Markell Lodge	4.8	4.1	0.1	17.8	Had 10 pts, career-high 4 blocks vs. St. Bona.
G- #15 Chris Clover	7.4	2.1	0.8	21.3	Team-high 17 pts at Saint Louis
G- #5 Nick Robinson	5.3	3.8	1.7	23.5	Scored 10 pts at La Salle
OFF THE BENCH	PPG	RPG	APG	MPG	Notes
F- #20 Brendan Casper	5.0	3.0	1.3	17.4	Career-high 7 asts at Saint Louis
F- #34 Javon Baumann	2.8	3.5	0.1	13.0	Personal best 9 rebs in Drexel win
F- #32 Jai Williams	2.6	2.0	0.0	10.1	Tied career-high w/ 8 rebs at Saint Louis
F- #10 Gerald Blount	0.5	0.5	0.0	2.7	Has played in nine games
G- #3 Mike Booth	0.5	0.5	0.0	1.7	Has seen action in six games
G- #21 Kyle Thompson	0.2	0.5	0.2	2.0	Has played in six games
G- #13 Christian Vega	0.0	0.3	0.0	1.3	Junior walk-on in second year with team
G- #11 Toliver Freeman	0.0	0.0	0.0	1.0	Played in one game
INJURED					
G- #0 Lamarr Kimble	15.5	4.0	4.4	37.4	Fractured foot on Feb. 11- out for season
G- #1 Shavar Newkirk	20.3	4.8	3.5	33.7	Leading scorer out for season with torn ACL
F- #22 Lorenzo Edwards	0.0	1.0	0.0	4.0	Out for season with shoulder injury
G- #24 Pierfrancesco Oliva	4.0	3.7	1.7	16.5	Sidelined for the season w/ knee injury

HAWKS' ROSTER

NO.	NAME	CL	POS	HT	WT	HOMETOWN	HIGH SCHOOL
0	Lamarr Kimble #	So.	G	6-0	190	Philadelphia, Pa.	Neumann-Goretti
1	Shavar Newkirk #	Jr.	G	6-0	180	New York, N.Y.	Cardinal Hayes
2	Charlie Brown	Fr.	F	6-7	185	Philadelphia, Pa.	St. Thomas More (Conn.)
3	Michael Booth	Jr.	G	6-3	200	Thornton, Pa.	Bishop Shanahan
5	Nick Robinson	Fr.	F	6-6	201	Chicago, Ill.	Kenwood Academy
10	Gerald Blount	Fr.	F	6-6	220	Suwanee, Ga.	Pomfret School (Conn.)
11	Toliver Freeman	Fr.	G	6-3	213	Baton Rouge, La.	Catholic
13	Christian Vega	Jr.	G	6-0	175	Guaynabo, P.R.	Colegio San José
15	Chris Clover	So.	G	6-3	213	Philadelphia, Pa.	St. Joseph's Prep
20	Brendan Casper	Sr.	F	6-6	213	Audubon, Pa.	Methacton
21	Kyle Thompson	Jr.	G	6-2	190	Mt. Laurel, N.J.	St. Joseph's Prep
22	Lorenzo Edwards #	Fr.	F	6-7	222	Lake Forest, Ill.	Lake Forest
23	Markell Lodge	So.	F	6-7	214	Washington, N.C.	Pace Academy
24	Pierfrancesco Oliva #	So.	F	6-8	201	Taranto, Italy	Bergen Catholic (N.J.)
25	James Demery	Jr.	F	6-6	198	Williamston, N.C.	Northside Christian Academy
32	Jai Williams	Jr.	F	6-9	240	Philadelphia, Pa.	Phila. Electrical Tech. Charter
34	Javon Baumann	Gr.	F	6-8	255	Solms-Oberbiel, Germany	Theodor-Heus

injured - out for season

Head Coach: Phil Martelli (Widener '76) - 22nd year

Assistant Coaches: Mark Bass (Saint Joseph's '95) - 18th year; David Duda (Spring Garden '88) - 11th year; Geoff Arnold (Saint Joseph's '86) - 9th year

Interim Director of Basketball Operations: Thomas Boyle (Saint Joseph's '15)

Athletic Trainer: Bill Lukasiewicz (Springfield '88)

Captains: Javon Baumann, Brendan Casper, Lamarr Kimble

PRONUNCIATION GUIDE

Javon Baumannja-VON BOW (like now)-min
 (Gerald) Blountblunt
 (Chris) CloverCLOE-verr
 Markell (Lodge)mar-KELL
 Shavar (Newkirk)shuh-VAR
 Pierfrancesco (Oliva) .pe-AIR-fran-CHES-co
 Jai (Williams)Ji (rhymes with "eye")
 (Bill) LukasiewiczLu-KAZ-uh-WITZ



BROADCAST SCHEDULE

Date	Opponent	EST	TV	Radio	Digital
Nov. 12	TOLEDO	7:00 p.m.		610	A10N
Nov. 14	COLUMBIA	7:00 p.m.		800	A10N
Nov. 18	vs. Loyola-Chicago +	12:30 p.m.		800	Flo
Nov. 20	vs. Ole Miss+	6:00 p.m.	CBSSN	610	
Nov. 21	vs. NC State +	6:00 p.m.	CBSSN	610	
Nov. 30	TEMPLE	7:00 p.m.	CBSSN	610	
Dec. 3	at Villanova	1:00 p.m.	CBSSN	800	
Dec. 11	at Drexel	6:00 p.m.		610	
Dec. 14	at Princeton	5:00 p.m.	ESPNU	610	WatchESPN
Dec. 18	at Illinois State	4:00 p.m.		610	ESPN3
Dec. 22	LAFAYETTE	7:00 p.m.		610	A10N
Dec. 30	GEORGE WASHINGTON	7:00 p.m.	CSN	610	
Jan. 3	at Rhode Island	7:00 p.m.	CBSSN	610	
Jan. 7	at Fordham	3:00 p.m.	NBCSN	610	NBC
Jan. 10	GEORGE MASON	7:00 p.m.	TCN/ASN	800	A10N
Jan. 14	RICHMOND	12:30 p.m.	NBCSN	800	NBC
Jan. 18	at Massachusetts	7:00 p.m.	TCN/ASN	610	ASN
Jan. 21	PENN (at Palestra)	7:00 p.m.		610	A10N
Jan. 24	at St. Bonaventure	7:00 p.m.	TCN/ASN	800	ASN
Jan. 28	LA SALLE	6:00 p.m.	CSN/ASN	610	ASN
Jan. 31	DAVIDSON	8:00 p.m.	TCN/ASN	610	ASN
Feb. 4	FORDHAM	6:00 p.m.	TCN/ASN	800	ASN
Feb. 7	at Dayton	8:00 p.m.	TCN/ASN	97.5	ASN
Feb. 11	MASSACHUSETTS	2:30 p.m.	NBCSN	800	NBC
Feb. 14	at VCU	6:00 p.m.	CBSSN	97.5	
Feb. 18	at La Salle &	4:00 p.m.	CBSSN	610	
Feb. 22	ST. BONAVENTURE	7:00 p.m.		800	A10N
Feb. 25	at Saint Louis	4:30 p.m.	NBCSN	800	NBC
March 1	RHODE ISLAND	7:00 p.m.	TCN/ASN	610	ASN
March 4	at Duquesne	2:00 p.m.		610	A10N
March 8-12	Atlantic 10 Championship (PPG Paints Arena, Pittsburgh, Pa.)				

* Paradise Jam (St. Thomas, U.S. Virgin Islands)

ASN= American Sports Network; CBSSN= CBS Sports Network; NBCSN= NBC Sports Network; TCN= The Comcast Network; CSN= Comcast SportsNet; A10N= Atlantic 10 Network (atlantic10.com); Flo=FloHoops.com; NBC= NBCSports.com

610= 610 Sports (AM); 800= WTMR AM 800; 97.5= 97.5 FM THE FANATIC

SERIES HISTORY

SAINT JOSEPH'S vs. RHODE ISLAND

All-Time Series: SJU 55-28

SJU Streak: 1 loss

First Meeting: 12/1/51, SJU 66-61

Last Meeting: 1/3/17, URI 88-58

Last SJU Win: 1/30/16, 64-55

Last URI Win: 1/3/17, 88-58

Coach Martelli vs. URI: 24-14

Last 5 Games

1/3/17	L	58-88	A
1/30/16	W	64-55	A
1/10/16	W	72-67	H
3/7/15	L	68-78	A
2/11/15	W	65-64	H

Despite the loss in the first meeting this year, the Hawks have won seven of the last nine meetings against Rhode Island... SJU has won four straight vs. URI here in Hagan Arena... Rhode Island's last win here was on Jan. 19, 2011.

STATISTICAL COMPARISON

	Saint Joseph's	Rhode Island
Overall Record	10-18	19-9
Conference Record	3-13	11-5
Home Record	6-7	12-3
Away Record	3-9	6-5
Neutral Record	1-2	1-1
Points per Game	70.7	73.3
Opponent Points per Game	73.8	65.6
Field Goal Pct.	.422	.447
Opponent Field Goal Pct.	.435	.409
3-Pt. Field Goals Made per Game	5.8	6.3
3-Pt. Field Goal Pct.	.327	.341
Opponent 3-Pt. Field Goal Pct.	.364	.293
Free Throws Made per Game	15.5	15.2
Free Throw Pct.	.652	.653
Rebounds per Game	36.6	37.4
Opponent Rebounds per Game	35.8	34.8
Assists per Game	11.4	13.3
Turnovers per Game	12.0	11.1
Opponent Turnovers per Game	12.6	13.6
Blocks per Game	3.6	6.2



PHIL MARTELLI
Head Coach

In 22 seasons as head coach at Saint Joseph's, **Phil Martelli** has built a program that is consistently one of the top in the conference, a perennial postseason participant and a key player on the national scene. In doing so, he has earned his place among the top coaches in the school's storied history and has become one of the more respected coaches in the game.

Martelli is the Hawks' all-time leader in career victories with a mark of 413-291. Setting the school record for wins in a season (30) in 2004, Martelli has guided SJU to 20 or more victories nine times in the past 21 seasons, which is the most for any Hawks' coach. His record of 201-155 in Atlantic 10 play is the most conference wins for any active coach and ranks second all-time in the league.

Seven of Martelli's players have reached the NBA, with three First Round draft picks - DeAndre' Bembry (2016), Jameer Nelson (2004) and Delonte West (2004) - and a second-round selection Ahmad Nivins (2009). Dwayne Jones and Ronald Roberts, Jr. each had NBA stints while undrafted free agent Langston Galloway earned All-Rookie Second Team honors with the New York Knicks in 2014-15. Nelson (Denver), Galloway (New Orleans) and Bembry (Atlanta) are currently playing in the NBA.

Martelli has been at his best when it counts the most as his 18 postseason wins (7 NCAA, 11 NIT) are the most in school history. He has taken SJU to the postseason in four of the last five years, and 13 times in his 21 seasons at SJU.

Saint Joseph's 2015-16 team made its mark as one of the best in school history, compiling a 28-8 record for the second-most victories for a Hawk team. SJU won its second A-10 title in three seasons and advanced to the NCAA Second Round for the first time since 2004. Martelli, who recorded his 400th career win, earned Big 5 Coach of the Year honors as the Hawks were the third most improved team in the nation. He also had two of the best players in the league, as DeAndre' Bembry was the A-10 Player of the Year and Isaiah Miles was the Most

Improved Player, with both earning All-Conference honors.

He has also served the game of basketball as a Past President of the NABC's Board of Directors and as member of the NCAA Division I Men's Ethics Coalition. In 2016, he was honored with the Gene Bartow Award by Collegeinsider.com for outstanding achievement and contributions to the game.

The 2014-15 Hawks were challenged after losing three All-Conference players from the 2014 A-10 champion team, but saw the emergence of sophomore DeAndre' Bembry as he topped the A-10 in scoring and earned All-Conference First Team honors.

In 2013-14, Martelli and his veteran team turned in one of the more memorable seasons in school history, adding another A-10 Championship to his résumé. The Hawks, led by seniors Langston Galloway, Halil Kanacevic and Ronald Roberts, Jr., won 20 of 26 games from mid-December and captured the school's third conference title and its first since 1997. SJU went 24-10 and reached the NCAA Tournament for the sixth time under Martelli, falling to eventual champion Connecticut.

The 2012-13 season saw an experienced Saint Joseph's squad reach the Atlantic 10 Quarterfinals and earn a second consecutive NIT bid, for the 11th postseason berth in Martelli's career.

In 2011-12, Martelli and the Hawks became one of nine teams in the nation to win 20 games after losing 20 the previous season, and also returned to the postseason with an NIT bid. Five different players received Atlantic 10 honors, the most ever for the Hawks. SJU also scored two wins over Top 25 teams (Creighton and Temple) and Martelli became SJU's all-time leader in victories.

Martelli guided young squads in 2010-11 and 2009-10, after coming off a 2008-09 season that saw the Hawks go 17-15 for his ninth consecutive winning season. Among the highlights of '08-09 was Ahmad Nivins becoming the third Hawk in six years to garner the Atlantic 10's Player of the Year Award. Nivins was also chosen by the Dallas Mavericks in the 2009 NBA Draft, becoming the third Martelli player drafted.

The 2007-08 Hawks reached the Atlantic 10 Championship game for the third time in four years and earned the program's 19th bid to the NCAA Tournament, and Martelli's fifth. The 11th-seeded Hawks fell to sixth-seeded Oklahoma in the NCAA First Round, while ending the year at 21-13.

Martelli turned in another top-notch coaching performance in 2005-06, as the Hawks went from a 10-12 record to win eight consecutive games to reach the Atlantic 10 championship game for the second year in a row. SJU earned its sixth consecutive postseason bid to the NIT.

In 2004-05, Martelli turned in perhaps a more remarkable coaching job than in 2003-04 when he was the consensus

THE MARTELLI FILE

Career Record: 413-291 (22 years)
Atlantic 10 Record: 201-155
Postseason Record: 18-13 (overall); 7-7 (NCAA Tournament)

Birthdate: August 31, 1954

Hometown: Media, Pa.

Education: Widener University, 1976

Playing Career: Widener University, 1972-76

College Coaching Career: Head Coach, Saint Joseph's University, July 20, 1995 to present; Assistant Coach, Saint Joseph's, 1985-86 to 1994-95.

Family: Wife, Judy; children - Phil, Jr., Jimmy, Elizabeth; grandchildren Philip Stephen, Marra, Avery, Brynley, Madalyn and Nolan.

Honors: 2004 Consensus National Coach of the Year; Atlantic 10 Coach of the Year (2005, 2004, 2001, 1997); USBWA District Coach of the Year (2004, 1997); Philadelphia Big 5 Coach of the Year (2016, 2004, 1997, 1996); Honorary Doctorates - Widener University 2004, Cabrini College 2006, Immaculata University 2010.

National Coach of the Year. Faced with the loss of two NBA first-round draft picks, Martelli guided SJU to 21 wins in the calendar year of 2005 to post a 24-12 record. Saint Joseph's posted the conference's best record (14-2), won its fifth straight regular-season title to tie the league record, earned the A-10's top seed and reached the title game. He was named the Atlantic 10 Coach of the Year for the second straight season and the fourth time in his career. SJU made an exciting six-game run in the NIT, falling in the title game.

In 2003-04, Martelli guided a focused and unselfish squad that became the most compelling story in college basketball. The Hawks went undefeated in the regular season, reached the pinnacle as the top-ranked team in the nation and earned the school's first-ever number-one seed in the NCAA Tournament, while advancing to the Elite Eight. Jameer Nelson was the consensus National Player of the Year and with teammate Delonte West, were both first-round selections in the NBA Draft. SJU opened the season ranked 12th in the polls and moved up throughout the year, taking the top spot on March 8, 2004, for the first time ever, while finishing fifth in the polls, for SJU's highest final ranking since 1966.

Martelli joined with Nelson to sweep the national coach and player awards, marking one of the few times in history that the top player and coach were from the same school. He was also the Atlantic 10 Coach of the Year for the third time and a repeat winner of the Big 5 Coach of the Year award.

A 1976 graduate of Widener, Martelli began his career on Hawk Hill with SJU's 1985-86 NCAA Tournament team. After 10 years as an assistant at Saint Joseph's, Martelli was named the 14th coach in school history on July 20, 1995, and just the third non-alumnus to to guide SJU.

Martelli burst onto the scene in his first season (1995-96) and took the squad to the NIT championship game. He followed that in 1996-97 with the Atlantic 10 regular season and tournament titles, along with a berth in the NCAA Sweet 16.

Prior to his arrival at SJU, Martelli spent seven years as head basketball coach at Bishop Kenrick High School and had a stint as assistant coach at Widener, helping guide the Pioneers to the 1978 NCAA Division III Final Four.

As a point guard at Widener, he was part of the NCAA Tournament teams in 1975 and 1976, and set the school's single season and career assist marks.

Martelli and his wife, Judy, a former basketball player with the national champion Immaculata College teams in the 1970s, have three children - Phil, Jr., Jimmy and Elizabeth. Phil, Jr. and and Elizabeth are both Saint Joseph's graduates. The Martelli's have six grandchildren - Philip Stephen, Marra, Avery, Brynley, Madalyn and Nolan.

MARTELLI YEAR-BY-YEAR (22 seasons)

YEAR	OVERALL			ATLANTIC 10			POSTSEASON
	W	L	PCT	W	L	PCT	
1995-96	19	13	.594	9	7	.562	NIT Runner-up
1996-97	26	7	.788	13	3	.812 *	NCAA Sweet 16
1997-98	11	17	.393	3	13	.187	
1998-99	12	18	.400	5	11	.312	
1999-00	13	16	.448	7	9	.437	
2000-01	26	7	.788	14	2	.875	NCAA 2nd Round
2001-02	19	12	.613	12	4	.750	NIT 2nd Round
2002-03	23	7	.767	12	4	.750	NCAA 1st Round
2003-04	30	2	.937	16	0	1.000	NCAA Elite Eight
2004-05	24	12	.667	14	2	.875	NIT Runner-up
2005-06	19	14	.575	9	7	.562	NIT 2nd Round
2006-07	18	14	.562	9	7	.562	
2007-08	21	13	.617	9	7	.562	NCAA 1st Round
2008-09	17	15	.530	9	7	.562	
2009-10	11	20	.343	5	11	.312	
2010-11	11	22	.333	4	12	.250	
2011-12	20	14	.589	9	7	.562	NIT 1st Round
2012-13	18	14	.562	8	8	.500	NIT 1st Round
2013-14	24	10	.705	11	5	.687 *	NCAA 1st Round
2014-15	13	18	.419	7	11	.389	
2015-16	28	8	.778	13	5	.722*	NCAA 2nd Round
2016-17	10	18	.357	3	13	.187	
Totals	413	291	.587	201	155	.565	6 NCAA, 6 NIT

* Atlantic 10 Champion

LAST TIME OUT: Saint Louis scored eight consecutive points in the final minutes to defeat Saint Joseph's, 61-60, at Chaifetz Arena, in a game that saw both teams hold double-digit leads. With SJU leading 58-53, a Saint Louis three-pointer at 1:55 cut it to 58-56 and SLU took its first lead of the second half, 59-58, with 1:04 remaining. After a Saint Joseph's turnover, Aaron Hines' layup at :23 gave the Billikens a 61-58 lead. The Hawks couldn't score on their next possession, and after missed free throws gave SJU another chance, **James Demery** drove in for a layup as time expired to provide the final margin. **Chris Clover** scored 17 points for Saint Joseph's with **Charlie Brown** scoring 16. Demery had 15 points and **Brendan Casper** had a career-high seven assists. The Hawks dug a deep hole from tip-off, missing their first eight shots, as Saint Louis took a 12-1 lead before Saint Joseph's scored its first field goal at the 12:34 mark. Saint Louis' biggest lead of the half was 12 points and with the Hawks trailing 22-11, the offense started to come alive. Saint Joseph's outscored SLU 14-0 over the final 6:41, as Clover accounted for nine points. The Hawks took their first lead of the game, 25-22, on a three-pointer by Clover with 12 seconds to go in the half. In the second half, Clover hit his first two three-pointers of the half to give Saint Joseph's a 35-29 lead. Brown hit three consecutive three-pointers to give Saint Joseph's its biggest lead to that point, 48-37, at 10:36. A pair of free throws by Casper extended SJU's lead to its biggest of the game, 50-37, with 9:48 to play. But Saint Louis took advantage of a number of missed plays by the Hawks and used a 15-2 run to tie the game 52-52 with over five minutes to play.

LAST TIME VS. RHODE ISLAND: Rhode Island made 16 three-point field goals as the Rams defeated Saint Joseph's, 88-58, at the Ryan Center, for the Hawks' biggest losing margin of the year. The contest was the first for SJU without leading scorer **Shavar Newkirk**, who suffered a season-ending knee injury in the win over GW. **James Demery** led the Hawks with 17 points and eight rebounds. **Charlie Brown** scored 11 points and **Markell Lodge** notched his first game in double figures with 10 points. Rhode Island led in the early going, 16-9, but the Hawks went on a 7-0 run, tying the game on a dunk from **Javon Baumann** at 9:50. SJU took a brief 18-17 lead after a pair of free throws by **Chris Clover**, but it would be all Rhode Island the rest of the half, and the game. The Rams outscored Saint Joseph's, 29-8, over the final eight minutes of the period, raining down eight three pointers in that span, taking a 46-26 lead at the break. URI went 9-for-17 from three-point range in the first half, while SJU managed just 1-of-4 from beyond the arc. Saint Joseph's came within 18 points at the start of the second half, but that would be the smallest margin the rest of the way.

SENIOR SALUTE: Tonight marks the final home game for seniors **Javon Baumann** and **Brendan Casper**, as well as Hawk mascot **Timmy Parks**. Baumann is a fifth-year senior who has played in 97 career games, making 30 starts. He led the Hawks in blocked shots in 2014-15 and was a co-recipient of the team's Most Improved award in 2013-14. Baumann received his bachelor's degree in December 2015 and is completing his master's degree in international business. Casper, a former walk-on who received a scholarship last Spring, has played in 70 games and recorded new career-highs this season in points, rebounds, assists and minutes. He has scored in double figures five times this season. The team's Most Improved Player in 2014-15, he will receive his bachelor's degree in business administration. Parks, from Wilmington, Del., has served as the Hawk mascot for the past two seasons.

DISTINGUISHED DUO: **Javon Baumann** and **Brendan Casper** are the last of six Hawks who have won two Atlantic 10 Championships (2014 and 2016).

LOSING IT: The loss at Saint Louis marked the fifth time that Saint Joseph's has held a double-digit lead (13 points), only to lose it. The Hawks had their biggest lead of the game, 50-37, with 9:48 to play and saw SLU gone on a 15-2 run to tied the game with 5:28 to play. The largest lead lost this season was at St. Bonaventure on Jan. 24, as the Hawks were up by 18 points at 14:59 of the second half, but suffered the 67-63 defeat. SJU lost a 15-point lead to Fordham in the double-over-time loss as well as a 12-point lead at Massachusetts and an 11-point lead to NC State in the Paradise Jam.

LUCKY CLOVER: Sophomore **Chris Clover** had the breakout game the Hawks were hoping for against La Salle (Jan. 28). He established a new career-high of 13 points in the first seven minutes and had 16 points by halftime. Clover finished the game with a personal best 21 points on 8-for-11 shooting, and 4-of-5 three-pointers, along with five assists while seeing a career-high 34 minutes of action in the win. He matched the 21 points at VCU and scored a team-high 17 at Saint Louis. Clover has tallied double figures in four straight games, averaging 15.5 ppg during that stretch.

MISSED OPPORTUNITY: The Hawks attempted 10 more free throws than Saint Louis, but didn't take advantage, making just 16-of-29 (55.2%) in the loss. Saint Louis took only two attempts in the first half, but then made 11-of-17 in the second half. It marked the seventh time this year that the Hawks had a sub-50 percent shooting game from the line.

WHO'S NEXT: **Brendan Casper** has seen more time at point guard in the last few games. At Saint Louis, the senior handed out a career-high seven assists without a turnover.

TOP ROOKIE: **Charlie Brown** is in the running for the A-10 Rookie of the Year award. He's averaging 12.8 points per game and is the second highest scoring freshman in the league behind Mike Lewis II of Duquesne (14.0). Brown has been named the A-10 Rookie of the Week three times this season. He has scored double figures in all but six games, and owns a 14-game double-figure scoring streak.

BOOST FROM BRENDAN: Senior **Brendan Casper** has scored in double figures four times this year and established a career-high with 13 points at VCU. The team tri-captain has played a career-high 17.4 minutes per game this year, and made the second start of his career at Dayton while playing a personal-best 35 minutes. The former walk-on has also matched his career-high in rebounds (9) and set a new one in assists with seven at Saint Louis. After the second St. Bonaventure game, **Phil Martelli** said, "He thought the game in the first half... He's in there because he's earned the right to be in there."

EYE ON JAI: **Jai Williams** has been giving the Hawks solid minutes off the bench. At Dayton, the junior tied his career-high with eight points on 4-for-4 shooting. In the win over La Salle, Williams played a personal best 25 minutes and grabbed a career-high eight rebounds. He had six points at St. Bonaventure, going 3-for-4, and tied his career-high with eight rebounds at Saint Louis.

"A" FOR EFFORT: Despite the adversity the Hawks have faced this year, **Phil Martelli** hasn't faulted their effort. "It's only been one game (Davidson) where we didn't show up. It's skill, it's not will. They just play. I don't have any question about their efforts. Not to make excuses, but it's skill and with the limited bodies, we just don't get enough skill work."

SLOW STARTERS: Saint Joseph's slow start at La Salle doomed the Hawks, as they fell behind by double digits in the first three minutes and

were down by 20 with eight minutes left in the half. SJU shot just 36 percent in the half and went 0-for-6 from beyond the arc while La Salle made 7-of-16 long-range shots. The Hawks made up some ground in the second half, shooting 56 percent from the field in that half. Facing its biggest deficit of the game, 69-42, SJU went on an 18-2 run to trim La Salle's lead to 71-60 at 4:56. But that's as close as the Hawks would come as La Salle scored six straight points to go up 77-60 and secure the win.

FIVE ALIVE: SJU had five players in double figures versus St. Bonaventure, marking the first time that happened since the 2016 A-10 Quarterfinals.

UPHILL BATTLE: Facing adversity with the most significant injuries in **Phil Martelli's** 22-year tenure, the Hawks' 19 losses are the most since they had 22 in 2010-11, although the 2014-15 went 13-18.

HEART OF A HAWK: Saint Joseph's went into VCU without their two point guards and leading scorers but gave the first-place Rams all they could handle before suffering the 91-81 loss. The Hawks committed 15 turnovers but saw VCU give it away 13 times. SJU shot 57.6 percent from the field in the first half, but VCU's 10-of-19 effort from three-point range made the difference as the Rams held a 44-40 halftime lead. VCU opened the second half with a run and took an 11-point lead. The Hawks trimmed it to three points, but that was the closest they would get the rest of the way.

THE HITS KEEP COMING: You can pick from any number of terms - snakebitten, unlucky, cursed, jinxed, bad karma - and they could all describe what SJU has faced this year with injuries. The latest blow came when leading scorer **Lamarr Kimble** was sidelined for the rest of the season after sustaining a fracture in his foot during the Hawks' loss to Massachusetts (Feb. 11). He has a fracture in the fifth metatarsal of his left foot which required surgery and two months of recovery. Kimble, a sophomore point guard, led the Hawks in scoring with 15.5 points per game, as well as assists with 4.5 per game. He scored double figures in 19 games, with five games of 20 points or more. This is the second season-ending injury to a Hawks' leading scorer and point guard as junior **Shavar Newkirk** suffered a torn ACL on December 30 after leading SJU with a career-best 20.3 scoring average. Kimble is the fourth SJU player to be sidelined for the year as sophomore **Pierfrancesco Oliva** was declared out for the year in June because of a chronic knee condition that required surgery. Freshman forward **Lorenzo Edwards** also underwent shoulder surgery in December because of a recurring injury. "We're obviously disappointed for 'Fresh'. We'll certainly miss his on the court skills and do expect, as Shavar has done, that he will continue to be prominent in a leadership role. Speaking for the program, we're all disappointed but not discouraged. Our challenge now is to exemplify 'the Hawk will never die' spirit," said coach **Phil Martelli**. This marks the most number of significant injuries in Martelli's 22 years at SJU.

DEPLETED SQUAD: SJU is down to 13 healthy players, nine of which are scholarship players.

TO THE POINT: **Lamarr Kimble's** injury has pressed **Nick Robinson** into point-guard duties for the Hawks and he made his debut at VCU. The freshman played 37 minutes, scored seven points and matched his career-high with four assists. Senior **Brendan Casper** serves as the back-up point guard and scored a career-high 13 points at VCU.

MARKELL'S MARK: **Markell Lodge** had a career-high four blocks vs. St. Bonaventure, all in the second half.

HONOR ROLL

Charlie Brown	Atlantic 10 Rookie of the Week (1/2*, 1/23, 2/13)
Shavar Newkirk	Atlantic 10 Player of the Week (11/14*) Big 5 Player of the Week (12/12*)
Phil Martelli	Phila. Sports Writers Assoc. "Good Guy" Award

* denotes shared honor

HAWK DOUBLES

	<u>Double-Figure Points</u>		
	'16-17	Streak	Career
Charlie Brown	22	14	22
James Demery	14	4	38
Chris Clover	8	4	8
Brendan Casper	5	--	5
Markell Lodge	4	--	4
Nick Robinson	4	--	4
Javon Baumann	--	--	1
Lamarr Kimble	20	8	32
Shavar Newkirk	12	13*	24

	<u>20-plus Point Games</u>		
	'16-17	Streak	Career
Chris Clover	2	--	2
James Demery	2	--	2
Charlie Brown	1	--	1
Shavar Newkirk	8	--	7
Lamarr Kimble	5	--	5

	<u>Double-Figure Rebounds</u>		
	'16-17	Streak	Career
James Demery	3	--	3
Markell Lodge	1	--	1

	<u>Double-Figure Assists</u>		
	'16-17	Streak	Career
Lamarr Kimble	1	--	1

	<u>Double-Doubles</u>		
	'16-17	Streak	Career
James Demery	3	--	3
Lamarr Kimble	1	--	1

* dating back to last season

HAWK LEADERS

(number of games led in each category; includes shared highs)

	<u>Points</u>	<u>Rebounds</u>	<u>Assists</u>	<u>Steals</u>	<u>Blocks</u>
Lamarr Kimble	11	3	16	10	1
Shavar Newkirk	8	2	5	3	0
James Demery	5	9	2	3	3
Markell Lodge	0	4	0	2	11
Chris Clover	3	0	3	5	0
Charlie Brown	2	7	1	8	8
Javon Baumann	0	2	0	2	8
Nick Robinson	0	2	4	5	5
Brendan Casper	0	2	1	8	0
Jai Williams	0	1	0	2	1

WHAT CAN BROWN DO FOR YOU: With **Shavar Newkirk** on the sidelines, **Charlie Brown** is the Hawks' deep threat, hitting a team-high 38.1 percent from three-point range. He connected on a career-high six three-pointers against Fordham on Feb. 4. With 64 three-pointers this season, he is two shy of breaking the SJU freshman record (65) held by Langston Galloway (2010-11) and Arthur Davis (1996-97). Galloway is the Hawks' all-time leader with 294 threes during his SJU career.

GIVING IT THEIR ALL: The Hawks entered the game at Dayton with only 10 healthy players as **James Demery** and **Chris Clover** were ill and could-

n't make the trip. **Brendan Casper** and **Nick Robinson** made the starts and each saw career-highs in minutes. A total of eight players got into the game for SJU, but only six saw significant minutes. Saint Joseph's showed a lot of heart and gave Dayton a run, being tied at halftime and within three points in the final four minutes. The Hawks also shot a season-high 92.3 percent from the foul line in the 77-70 loss.

DEMERY'S DOUBLES: **James Demery**, the oldest player in the starting lineup, recorded his third double-double of the season with 17 points and 11 rebounds at VCU.

NICK OF TIME: Freshman **Nick Robinson** bettered his season-highs with 14 points and eight rebounds against Richmond. Robinson has been a starter in 17 games this year, first replacing **James Demery** during his injury and now spelling **Lamarr Kimble**.

LONG-RANGE WOES: In the past three games, Saint Joseph's is shooting 13-for-45 (28.8 percent) from three-point range. The Hawks went 3-for-9 in the first half at Saint Louis but picked it up in the second half, going 5-for-7.

LID ON THE BASKET: Free-throw shooting is a glaring weakness as the team is hitting just 65.2 percent from the line and has shot 60 percent or below nine times this year. In conference games, the Hawks are converting 63.0 percent from the line. Against Fordham, SJU couldn't take advantage of 26 fouls committed by its opponent and went 24-for-40 from the foul line in the double overtime loss. One of their best free-throw shooters (**Shavar Newkirk** at 84.7%) is on the sidelines and **Charlie Brown** is the only player hitting over 80 percent, at 82.3, to rank 14th in the A-10. The team is 314th in the nation in free throw percentage.

MINUTE BY MINUTE: **Lamarr Kimble's** minutes per game average this season will rank among the top efforts for a Hawk. DeAndre' Bemby owns the highest average in SJU history and Kimble's not far behind. Here's the all-time list for minutes per game in a season:

1. DeAndre' Bemby	'14-15	38.6
2. Ron Righter	'74-75	37.6
3. Lamarr Kimble	'16-17	37.4
4. Dwayne Lee	'05-06	37.4
5. DeAndre' Bemby	'15-16	37.2

AFTER THE FALL: **Shavar Newkirk's** injury has definitely had a major impact on the Hawks. Here's a comparison of SJU's stats prior to the GW game and the games he has missed (beginning with Rhode Island):

	1st 11 games*	Since Jan. 3 (16 games)
Record	6-5	3-13
Scoring Avg.	73.2	69.2 (1107 pts)
FG%	.425	.434 (381-877)
3-Pt FG%	.330	.322 (85-264)
FT%	.675	.647 (260-402)
Turnovers/game	11.4	12.2 (195)

* Stats do not include GW game

WORKING OVERTIME: Prior to his injury, **Lamarr Kimble** played a lot of minutes this year, making up for the loss of **Shavar Newkirk**. Kimble was averaging 37.4 minutes per game, a number which still ranks fourth in the nation. In conference games, he was doing all he could, 39.8 minutes per game, the highest in the league. Kimble played all 40 minutes seven times this year, including a career-high 50 in the double-overtime game with Fordham.

CHARLIE IN CHARGE: **Charlie Brown** had a key stretch in the La Salle win in which he had 10 points in a span of four minutes when the Explorers

STATS BY HALF

Points	High: 50 vs. Columbia (1st) Low: 21 at St. Bonaventure (2nd)
Rebounds	High: 34 at Princeton (2nd) Low: 8 vs. George Washington (1st)
Assists	High: 10 at Fordham (1st); vs. Ole Miss (1st); vs. Columbia (1st) Low: 2 vs. George Mason (1st)
FG%	High: 60.7% at Fordham (1st) Low: 25.0% at Villanova (1st)
3-pt FG%	High: 71.4% at Saint Louis (2nd) Low: 9.1% at St. Bonaventure (2nd)
FT%	High: 90.9% at Dayton (2nd) Low: 27.3% vs. George Washington (2nd)

INDIVIDUAL HIGHS BY HALF

Points	17, Shavar Newkirk vs. Lafayette (1st)
Rebounds	7, James Demery vs. La Salle (1st)
Assists	7, Lamarr Kimble at Princeton (1st)
Blocks	4, Markell Lodge vs. St. Bonaventure (2nd)
Steals	3, Shavar Newkirk vs. Ole Miss (1st)
FG Made	6, (5x), last by Chris Clover (1st)
3-pt FG Made	4, Lamarr Kimble vs. Loyola Chicago (2nd);
FT Made	9, Lamarr Kimble vs. Penn (2nd)

had taken the lead. The freshman ended that run with two free throws that tied the game with 6:19 to play. Brown, who finished the game with 15 points and made 7-of-8 from the foul line, has scored double figures 21 times this year. He reached a career-high with 22 points in the double-overtime loss to Fordham.

HANDS OFF: As they have in the past few years, the Hawks are limiting their personal fouls and now average 17.8 per game. They are third in the A-10 and 64th in the nation in fewest fouls (497).

REVERSAL OF FORTUNE: The Hawks actually broke their four-game streak of shooting 60 percent or less from the foul line at Dayton. The team converted a season-best 92.3 percent from the line, led by **Lamarr Kimble's** 7-for-8 effort.

TALE OF TWO HALVES: SJU staked an 18-point lead in the first half at St. Bonaventure, shooting 6-of-11 from three-point range, and 54.8 percent from the field. The Hawks went cold in the second half, making just 8-of-29 field goals and 1-of-11 three-point attempts, en route to the loss.

AT THE LINE: Saint Joseph's performance from the foul line helped earn the win over Penn, as the Hawks connected on a season-high 31 free throws. SJU went to the line 46 times, as Penn was whistled for 32 fouls. **Lamarr Kimble** (9-for-11) and **James Demery** (9-for-12) led the way, while **Charlie Brown** converted 7-for-8. Entering the game, SJU was hitting just 65 percent from the stripe. The 72.1 percent effort was the best since the Hawks shot 78.3 percent at Illinois State, but the 92.3 percent at Dayton is a season best.

DOUBLE-UP: **James Demery** recorded the first double-double of his career with 19 points and a career-high 11 rebounds at Massachusetts. It was the first SJU double-double since DeAndre' Bemby posted one against Oregon in the NCAA Tournament last March. Demery had the second of his career with 13 points and 10 rebounds against La Salle and now has three after posting 17 points, 11 rebounds at VCU.

EXTRA TIME: The Fordham game on Feb. 4 marked the first double-overtime contest for SJU since Feb. 29, 2012, a loss at St. Bonaventure. With a thin bench, the Hawks have logged many minutes this year and they

certainly did against Fordham. **Lamarr Kimble** played all 50 and **Charlie Brown** (46), **James Demery** (44) and **Markell Lodge** (36) each established new career-highs for minutes played.

CHANGE FOR CHARLIE: Senior **Brendan Casper** made the first start of his career against Fordham in place of **Charlie Brown**, who was late for an academic appointment. The few minutes on the bench might have energized Brown as he scored nine points in two minutes, hitting three three-pointers once he entered the game. The freshman finished the contest with a career-high 22 points, while hitting a personal-best six three pointers, which is the most for a Hawk this year.

START IT UP: Injuries and illnesses have shaken up the starting lineup all year and has continued in **Lamarr Kimble's** absence. **Chris Clover** has started in place of **Shavar Newkirk** while **James Demery** returned to the starting lineup at Fordham for **Nick Robinson**, who replaced Demery while he was sidelined. Robinson is now back in the lineup at point guard for Kimble. Here's a rundown of the Hawks' starting lineups this season with the number of games: (current in bold)

- Kimble, Newkirk, Brown, Demery, Lodge - 1 game
- Kimble, Newkirk, Brown, Robinson, Lodge - 11 games
- Kimble, Clover, Brown, Robinson, Lodge - 1 game
- Kimble, Clover, Casper, Robinson, Lodge - 1 game
- Kimbler, Brown, Casper, Robinson, Lodge - 1 game
- Kimble, Clover, Brown, Demery, Lodge - 9 games
- **Robinson, Clover, Brown, Demery, Lodge - 4 games**

FROM THE ARC: There's a big disparity in the Hawks' three-point shooting and that of their opponents. SJU's foes have outscored the Hawks, 795-483 from the three-point line. Saint Joseph's is converting 32.7 percent of its three-point attempts while the opponents are hitting 36.4 percent. Saint Joseph's is averaging 17.7 three-point field goal attempts per game, while the opponents are taking 26.0 threes per game. The Hawks rank 307th in the nation in total three-pointers made (161).

LEAPING LODGE: **Markell Lodge** has been using his tremendous leaping ability to become an offensive weapon for the Hawks in his first season of significant playing time. The redshirt sophomore scored a career-high 11 points at UMass, on 5-of-6 shooting with either layups or dunks. Lodge went 5-for-5 against St. Bonaventure to scored 11 points. He's converting 77.2 percent from the field this year and has scored in double figures four times.

GIVEAWAYS: Coming off an impressive game against GW when they had only three turnovers, the tide turned quickly on the Hawks at Rhode Island as SJU gave the ball away a season-high 17 times. Saint Joseph's matched that number with 17 vs. Richmond and followed that with 16 at Massachusetts. They decreased the number against Penn, committing only seven, for the first time in six games that the Hawks had single-digit turnovers. SJU ranks seventh in the league and 49th in the nation in fewest turnovers (337).

HE'S BACK: **James Demery** was a welcome return to the court after missing 10 games with an injury. The junior returned to action against GW and had his first double-figure game with 17 points and eight rebounds at Rhode Island. Demery returned to the starting lineup at Fordham and responded with a career-high 27 points to go along with six rebounds, followed by a 16-point, six-rebound effort vs. George Mason. The junior notched the first double-double of his career in a losing cause as he had 19 points and a career-high 11 rebounds at UMass and posted his second against La Salle (13 pts, 10 rebs). Demery was a starter as a freshman and was the sixth man for the 2016 A-10 champion team. His return gave SJU's defense a boost as he is regarded as the team's best defend-

er. He's scored double figures 14 times this year and has three double-doubles.

KIMBLE IN THE CLUTCH: **Lamarr Kimble** had repeatedly shown that he's the Hawks' go-to guy in the clutch and in fact, showed that a few times in the Fordham game. He made a three-pointer with :07 left in regulation to put the Hawks ahead, but Fordham tied it with a last-second layup. Kimble sent the game into the second overtime with a pair of free throws at :05 of the first overtime. With :07 left in the second overtime, he made two free throws to tie the game again, but Fordham's Antwoine Anderson hit the game-winning three at the buzzer. Kimble does have one game-winning shot this season, as he hit a short jumper with 15.8 seconds to go to lift the Hawks over La Salle, 73-72, on Jan. 28. It was the second gamewinner of his career as his three-pointer in overtime helped defeat Temple on Dec. 13, 2015.

DEVASTATING BLOW: Junior **Shavar Newkirk** is out for the season after suffering a torn ACL in his left knee in the win over GW (Dec. 30) and had surgery. Newkirk keyed the Hawks' comeback from 12 points down in the first half, and was about to score his sixth straight point on a fast break, when he went down with the non-contact injury. He finished the game with 10 points and SJU won, 68-63. Newkirk was the Hawks' leading scorer, averaging 20.3 points through 12 games, and had scored 20-plus points in eight games, reaching a new career-high of 28 points. Newkirk topped the Hawks in free-throw percentage (.847) and averaged 3.5 assists per game, while hitting 46.6 percent of his field goal attempts. "This is certainly disappointing to all of us in the Saint Joseph's basketball program. Our thoughts and concern go out to Shavar and his family," said **Phil Martelli**. "We're fully supportive of him, academically and socially, and as he makes his return to the basketball court, bigger, stronger and better than ever."

CHARTING CHARLIE: **Charlie Brown** has been named the Atlantic 10 Rookie of the Week three times this season.

THE GOOD GUY: **Phil Martelli** received the "Good Guy Award" from the Philadelphia Sports Writers Association on Feb. 3 at the 113th annual PSWA banquet. Martelli, always helpful and accessible to the media in good times and bad, capped off a strong 2015-16 season by storming through the Atlantic 10 Tournament, to win the Hawks' second title in three years and earn an eighth seed in the NCAA Tournament. The Hawks then defeated No. 9 Cincinnati for their first NCAA Tournament win since 2004 before bowing to Oregon in the second round, finishing at a stellar 28-8. The conference title was the second in the last three years for Martelli, a four-time A-10 Coach of the Year.

HAWK LEGEND: Former SJU standout Pat Carroll '05 was named to the 2017 Atlantic 10 Legends Class, and will be honored at the A-10 Semifinals in Pittsburgh on March 11. Established in 2013, the Legends program recognizes men's and women's basketball student-athletes and coaches who have made a lasting impact on their respective basketball programs and institutions. Carroll made his mark as one of the finest perimeter shooters in SJU and Atlantic 10 history and remains the conference's all-time leader in career three-point field goal percentage (45.4) Carroll closed out his career in 2005 with his finest season, averaging 18.3 points to be named the Atlantic 10 Co-Player of the Year, while helping the Hawks to berths in the title games of the A-10 and NIT.

BIG HONOR: Saint Joseph's great Jameer Nelson is among the seven individuals who will be inducted into the Big 5 Hall of Fame this year. Joining Nelson in the Class of 2017 are: Carlene Hightower (La Salle) Ibrahim Jaaber (Penn), Lynn Greer (Temple), Randy Foye (Villanova) George

Raveling (Villanova), and Philadelphia Inquirer sportswriter Bill Lyon. The Hall of Fame induction ceremony will take place at the Palestra on April 17. Nelson is Saint Joseph's all-time leader in points (2,094) and assists (713) in a career that spanned from 2000 to 2004. He was the Consensus National Player of the Year in 2004 as he led the Hawks to a best-ever 30-2 season, which included a number-one ranking, 27 straight wins, a top seed in the NCAA Tournament and a berth in the NCAA Elite Eight.

LONGTIME HAWK: Assistant coach **Mark Bass** is the nation's third longest-tenured assistant coach at one school with 18 years. He is tied with Brian Dutcher of San Diego State. The only assistants who have been at one place longer are Mike Hopkins of Syracuse (21) and Brian Ayers of Belmont (19).

FALLING SHORT: The Hawks fell behind late in the first half vs. Richmond as the Spiders took a 41-28 halftime lead. And after Richmond increased it to 18 points early in the second half, the Hawks made a comeback to come within 65-64 late in the second half. But SJU couldn't convert on the final possessions and lost, 70-66. Coach **Phil Martelli** didn't consider it as a moral victory, however, saying, "They didn't hear from me that they did a good job. I don't listen to it. I don't buy it. There are things that we can take out of that (comeback), but only if we're better on Monday. Seventeen turnovers. There's nothing about 'Nice effort.'"

MAGIC NUMBER: The victory over Fordham was the 200th Atlantic 10 win of **Phil Martelli's** career. Martelli owns the most conference wins (201) of any active coach, and the second most all-time in the league behind Temple's John Chaney (296).

NO "I" IN TEAM: The GW win was a team effort in the second half as the Hawks rallied without **Shavar Newkirk** as everyone chipped in. Among those contributing were **Chris Clover**, who scored seven points in 13 minutes of action in the second half, and **Nick Robinson**, who had a key steal and rebound in the final 30 seconds to preserve the win.

WELL-GUARDED: Prior to **Shavar Newkirk's** injury, Saint Joseph's backcourt of Newkirk and **Lamarr Kimble** had combined to score 49 percent of the Hawks' 641 points and both exceeded their career-highs this year. Newkirk had a career-high 28 points in the opener vs. Toledo, with Kimble bettering his career-high by scoring 16 points. Kimble then increased his personal best vs. Columbia with 19 points, and again with 26 points against Loyola Chicago. Newkirk had recorded 20-plus points in eight of 12 games this year.

FRESH APPROACH: Sophomore tri-captain **Lamarr "Fresh" Kimble** started the season bettering his career-high for the third time in three games with 26 points vs. Loyola Chicago. Kimble shot 10-for-17 from the field and made a personal best five three-pointers. It marked the first 20-plus point game of his career. He had four on the season after scoring 24 points in two overtimes versus Fordham.

DERAILED: The loss of a team's leading scorer to injury is devastating enough, but **Shavar Newkirk's** was even more disappointing as he was having an All-League season, with career-best numbers. His performance was reminiscent of Isaiah Miles' from last season, when he was one of the most improved players in the nation. Miles had increased his scoring average by seven points up to 18.1 per game; Newkirk had an even bigger increase in his scoring average, from 8.0 points to 21.2 per game.

BAUMANN'S BOARDS: Graduate student **Javon Baumann** came up big for the Hawks in the win at Drexel. He was 3-for-3 from the field and recorded a new career-high of nine rebounds while playing a season-

high 22 minutes. Baumann and senior **Brendan Casper** are the remaining players of six Hawks who own two Atlantic 10 Championship rings.

RALLY CAPS: The win over George Washington marked the largest deficit overcome by the Hawks for a victory this season. SJU trailed by 12 points in the first half but cut it to six at halftime, before taking their first lead in the second half. Saint Joseph's also overcame an 11-point deficit at Drexel early this season.

RAINING THREES: Against Temple, the Hawks connected on a season-best from behind the arc, going 12-for-23. **Shavar Newkirk** led the way with 4-of-6, while **Charlie Brown** and **Lamarr Kimble** each had three. It was the most three-pointers for the Hawks since they had 10 at Massachusetts on Feb. 24, 2016. The Hawks bettered that number by going 11-for-23 against Fordham on Feb. 4 as **Charlie Brown** led the way with a career-high six threes.

BIG BOARDS: Saint Joseph's dominated the boards at Princeton, outrebounding the Tigers, 58-34, in total rebounds and 19-7 on the offensive glass. It was the most total rebounds for SJU since the Hawks had 50 at St. Bonaventure on Jan. 14, 2009.

CHARGE IT: Senior **Brendan Casper** has a knack this year for taking charges and has taken them in multiple games all season long, with his most recent coming in the VCU game.

A-10 ACCOLADES: **Shavar Newkirk** was named the Atlantic 10 Co-Player of the Week for Nov. 14, marking his first conference honor. Newkirk scored a career-high 28 points and grabbed a personal best seven rebounds in the Hawks' season-opening win over Toledo. He was also named the Big 5 Co-Player of the Week on Dec. 12, for the first time in his career. His three-point play with 10.7 seconds left proved to be the deciding points in the win over Drexel.

AN OLDER PRESENCE: **Phil Martelli** cited the play of graduate student **Javon Baumann** in the Columbia win. Baumann played 16 minutes and topped the team with six rebounds. "I thought Javon (Baumann) was very good with six rebounds in 16 minutes. He guards like an older guy."

YOUNG GUNS: With freshmen **Charlie Brown** and **Nick Robinson** in the starting lineup early this season, it was the youngest group of starters under **Phil Martelli** since 2010-11 when Langston Galloway, C.J. Aiken and Daryus Quarles started as freshmen. Robinson has since returned to the starting lineup because of Lamarr Kimble's injury and the Hawks are starting two freshmen, two sophomores and one junior.

BANNER YEAR: The Hawks are coming off of one of the best seasons in school history, which saw them go 28-8 and win their third Atlantic 10 Championship in two seasons. SJU was led by A-10 and Big 5 Player of the Year DeAndre' Bembry, and Isaiah Miles, the Most Improved Player in the A-10 and Big 5. Saint Joseph's was the third most improved team in the nation and the 28 victories were the second best in school history, behind only the 2003-04 NCAA Elite Eight squad, which went 30-2. SJU raised its newest championship banner in Hagan Arena in a pre-game ceremony at the season opener vs. Toledo.

DEAN OF COACHES: Now in his 22nd season as Saint Joseph's head coach, **Phil Martelli** is the dean of A-10 coaches. He's the Hawks' leader in wins with a 413-291 record, and has a 201-155 record in Atlantic 10 play for the most conference wins of any active coach, and the second most all-time.

THEY'RE BACK: Although Saint Joseph's returned 12 players from last year's A-10 champion team, only four of them averaged double-figure minutes during that season. **Shavar Newkirk** was the lone starter returning while **James Demery** and **Lamarr Kimble** were the other two players seeing significant playing time, making key contributions off the bench.

DOUBLE DOWN: This marked the first time in **Phil Martelli's** career that he entered the season without a returning double figure scorer. The Hawks lost Isaiah Miles (18.1), DeAndre' Bembry (17.4) and Aaron Brown (10.4) from last year's 28-8 team. SJU's leading returning scorers were **James Demery** (8.1) and **Shavar Newkirk** (8.0).

RARING TO GO: Redshirt sophomore **Markell Lodge** made his first career start vs. Toledo. He saw limited action last season in his first year after sitting out 2014-15 to concentrate on academics. A 6-8 forward from Pace Academy (N.C.), Lodge owns a vertical leap of 39 inches, which is the highest in the program's history.

FROM THE START: **Charlie Brown** became the fourth freshman in four years to be in the starting lineup on opening day. **Pierfrancesco Oliva** was a starter in 30 games last year. Previous freshman starters were **DeAndre' Bembry** with all 34 games in 2013-14 and **James Demery** with 29 games in 2014-15.

HARD WORK PAYS OFF: Senior tri-captain **Brendan Casper** was awarded a scholarship for the 2016-17 academic year. Casper joined the Hawks as a walk-on as a freshman in 2013-14 and previously earned a scholarship for the Spring 2016 semester. Entering this year he played in 42 career games, including a personal best 23 as a sophomore, and has been a member of the Hawks' two A-10 champion teams. Casper was selected to the 2016 NABC Honors Court, which recognizes academic excellence.

ON THE SIDELINES: The Hawks suffered a blow over the summer when **Pierfrancesco Oliva** had surgery in late June to repair an osteochondral defect in his right knee, a chronic condition that was aggravated in post-season workouts. After post-surgery evaluation throughout the summer, it was determined that he will need close to a year of rehabilitation. The 6-8 forward from Taranto, Italy, was a starter in 30 games for the 2016 Atlantic 10 Champion Hawks. He averaged 4.0 points and 3.7 rebounds.

HAWK CAPTAINS: Graduate student **Javon Baumann**, senior **Brendan Casper** and sophomore **Lamarr Kimble** were voted as tri-captains by their teammates. Kimble is the second sophomore in the past three seasons to earn the distinction, and is the third sophomore in school history to serve as a captain. The first sophomore captain was Joe Oakes, who captained the famed "Mighty Mites" team in 1936-37.

A NEW MAN: **Jai Williams** has lost close to 60 pounds since coming to campus in 2013-14. He redshirted that season to further his development and has seen limited action in the past two years. Williams was down to 240 pounds entering this season.

PRESEASON PICK: Saint Joseph's was picked to finish ninth in the Atlantic 10 Preseason Poll, as voted on by media and the league's coaches. Last year the Hawks were picked seventh and finished fourth in the league standings before winning the A-10 Championship.

HOME SWEET HOME: This marks the eighth season of Michael J. Hagan '85 Arena. The arena was dedicated in October 2009 after a two-year expansion and renovation of Alumni Memorial Fieldhouse, which was the home of the Hawks since 1949. Saint Joseph's owns a 70-39 record in the seven seasons of Hagan Arena, but a 389-120 overall record in 66

years of Hagan Arena/Alumni Memorial Fieldhouse. SJU is currently 5-7 on campus. The win over Penn is reflected in this year's record as a "home" game, giving SJU a 6-7 home mark.

SIGN THEM UP: **Phil Martelli** announced that Taylor Funk and Anthony Longpre signed National Letters of Intent during the early-signing period, and will attend SJU beginning next Fall. Funk is a 6-8 forward from Manheim Central High School (Pa.), who averaged 21.3 points per game as a junior. Longpre, a 6-10 forward, is originally from Canada but attends Glenelg Country School (Md.), where he averaged 12.7 points and 10.0 rebounds last year.

NBA HAWKS: Saint Joseph's is well-represented in the NBA with three current players. Last season's A-10 Player of the Year DeAndre' Bembry is in his first year in the league, having been drafted 21st overall by the Atlanta Hawks. Langston Galloway is in his second year in the NBA and is now with the New Orleans Pelicans after starting his career in 2014-15 with the New York Knicks. Jameer Nelson marks his 13th year in the NBA this season as a member of the Denver Nuggets.

CRADLE OF COACHES: The Saint Joseph's coaching connection is an impressive one. A total of seven Saint Joseph's graduates have gone on to become head coaches in the NBA, and SJU is tied with Illinois for second on the list of universities with alums that have served as NBA head coaches. Indiana tops the list with 11 graduates that have coached in the league. Jim O'Brien was the most recent NBA head coach, and his last year with the Indiana Pacers was in 2010-11. He has since returned to the NBA as an assistant coach with the Philadelphia 76ers. Below is the list of former Hawks who have held positions as NBA head coaches:

Player (Class)	NBA Teams	W-L (yrs.)
Jack Ramsay ('49)	Phila., Buf., Port., Ind.	864-783 (21)
Jim Lynam ('63)	L.A. Clippers, Phila., Wash.	328-392 (10)
Matt Guokas ('67)	Phila., Orlando	230-305 (7)
Paul Westhead ('61)	L.A. Lakers, Chicago, Denver	183-224 (6)
Jack McKinney ('57)	L.A. Lakers, Indiana	135-205 (5)
George Senesky ('43)	Philadelphia	119-97 (3)
Jim O'Brien ('74)	Indiana, Phila., Boston	303-327 (8)

KEEPING IT IN THE FAMILY: **Phil Martelli's** staff consists of two former Hawk players. Assistant coach **Mark Bass**, now in his 18th year, was a junior on Martelli's first team in 1995-96, and as a senior, helped the Hawks reach the NIT Final in 1997. Assistant coach **Geoff Arnold** played for the Hawks from 1982 to 1986, and was a member of the 1986 Atlantic 10 championship team. Arnold was a member of Martelli's coaching staff for one season in 1995-96, and then returned to Hawk Hill at the start of the 2008-09 season.

LOOKING AHEAD: Saint Joseph's closes out the regular season at Duquesne on March 4 and will then return to Pittsburgh just a few days later for the opening round of the 2017 Atlantic 10 Championship at PPG Paints Arena.

FREE THROW SHOOTING

Final 5:00 of game (regulation only)

Player	FTM	FTA	Pct.
Shavar Newkirk	19	21	.905
Charlie Brown	18	20	.900
Gerald Blount	3	4	.750
Lamarr Kimble	19	27	.703
James Demery	19	28	.679
Chris Clover	6	9	.667
Nick Robinson	13	24	.542
Brendan Casper	3	7	.428
Markell Lodge	1	3	.333
Kyle Thompson	1	4	.250
Javon Baumann	1	8	.125
Jai Williams	1	3	.333
Totals	104	154	.675

Final 1:00 of game (regulation only)

Player	FTM	FTA	Pct.
Shavar Newkirk	7	7	1.000
Gerald Blount	2	2	1.000
Charlie Brown	5	6	.833
Lamarr Kimble	10	13	.769
Brendan Casper	3	5	.600
James Demery	4	7	.571
Nick Robinson	7	15	.467
Chris Clover	1	2	.500
Kyle Thompson	1	4	.250
Javon Baumann	0	1	.000
Markell Lodge	0	1	.000
Totals	40	62	.645

HAWKS IN THE A-10 STATS

(thru games of Feb. 27)

	Category	All	A-10
Charlie Brown	Scoring	24th	20th
	Rebs	20th	--
	FT Pct.	15th	14th
	3FG Pct.	14th	--
	3FG Made	8th	4th-T
	Blocks	--	10th-T
	Minutes	10th	8th
James Demery	Scoring	--	15th
	Rebs	--	10th
	Def. Rebs	--	9th
Lamarr Kimble	Scoring	12th	11th
	Assists	4th	7th
	Minutes	2nd	1st
Markell Lodge	Blocks	10th-T	10th-T
TEAM	Category	All	A-10
	Scoring Off	11th	12th
	Scoring Def	12th	11th
	Scoring Marg	12th	12th
	FT Pct.	14th	14th
	FG Pct.	11th	12th
	FG Pct. Def	9th	6th
	3FG Pct.	13th	13th
	3FG Pct. Def	10th	9th
	Reb. Offense	5th	6th
	Reb. Defense	9th	10th
	Reb. Margin	6th	7th
	Blocks	8th	5th-T
	Assists	14th	14th
	Steals	14th	14th
TO Marg	7th	8th	
Ast/TO Ratio	12th	13th	
Off. Rebs	4th	7th	
Def. Rebs	8th	8th	
Def. Reb. Pct.	3rd	4th	
Off. Reb. Pct.	6th	7th	
3FG Made	13th	14th	

2017 Atlantic 10 Championship

March 8-12 • PPG Paints Arena • Pittsburgh, Pa.

FIRST ROUND – Wednesday, March 8

Televised on American Sports Network

Game 1: No. 12 Seed vs. No. 13 Seed, 6 pm

Game 2: No. 11 Seed vs. No. 14 Seed, 8:30 pm

SECOND ROUND – Thursday, March 9

Televised on NBCSN

Game 3: No. 8 Seed vs. No. 9 Seed, Noon

Game 4: No. 5 Seed vs. Winner Game 1, 2:30 pm

Game 5: No. 7 Seed vs. No. 10 Seed, 6 pm

Game 6: No. 6 Seed vs. Winner Game 2, 8:30 pm



QUARTERFINALS – Friday, March 10

Televised on NBCSN

Game 7: No. 1 Seed vs. Winner Game 3, Noon

Game 8: No. 4 Seed vs. Winner Game 4, 2:30 pm

Game 9: No. 2 Seed vs. Winner Game 5, 6 pm

Game 10: No. 3 Seed vs. Winner Game 6, 8:30 pm

SEMIFINALS – Saturday, March 11

Televised on CBSSN

Game 11: Winner Game 7 vs. Winner Game 8, 1:00 pm

Game 12: Winner Game 9 vs. Winner Game 10, 3:30 pm

FINAL – Sunday, March 12

Televised on CBS

Game 13: Winner Game 11 vs. Winner Game 12, 12:30 pm

THE LAST TIME . . .

SAINT JOSEPH'S . . .

Won in overtime	66-65 at Temple, 12/13/15
Lost in overtime	70-60 vs. St. Bonaventure, 2/21/15
Won in double overtime	83-81 over Lafayette, 12/29/00
Lost in double overtime	86-83 to Fordham, 2/4/17
Won in triple overtime	92-86 over Rhode Island, 1/10/09
Played a Top 10 opponent	88-57 loss at #2 Villanova, 12/3/16
Played a ranked opponent	88-57 loss at #2 Villanova, 12/3/16
Defeated a Top 10 opponent	71-66 win over #8 Xavier, 3/6/08
Defeated a Top 25 opponent	79-70 win over #15/13 Dayton, 2/17/16
Was ranked in the Top 25	#25 by USA Today, 3/14/16
Won by 50 points or more	114-63 (51 pts) over St. Bonaventure, 1/24/04
Won by 40-49 points	82-42 (40 pts) over Penn, 1/19/08
Won by 30-39 points	81-44 (37 pts) over Rhode Island, 3/6/13
Won by 20-29 points	92-63 (29 pts) over Lafayette, 12/22/16
Scored 100 points or more	114-63 win over St. Bonaventure, 1/24/04
Scored less than 50 points	60-49 loss to St. Bonaventure, 3/12/15
Shot 60 percent or better	64.8% vs. VCU, 3/13/16
Shot 50-59 percent	52.8% at Fordham, 1/7/17
Shot under 30 percent	25.5% vs. St. Bonaventure, 3/12/15
Made 10 or more 3-point field goals	11 vs. Fordham, 2/4/17
Did not make any 3-point field goals	0 vs. Massachusetts, 2/26/09
Totaled 50 or more rebounds	58 at Princeton, 12/14/16
Had less than 25 rebounds	19 at La Salle, 2/16/13
Totaled 20 or more assists	21 vs. Saint Louis, 2/28/16
Had 20 or more turnovers	20 at #20 VCU, 1/10/15
Had 15 or more steals	15 vs. Lehigh, 12/20/09
Had 10 or more blocks	10 at Duquesne, 1/12/13
Had 4 players in double figures	at La Salle, 2/18/17
Had 5 players in double figures	vs. St. Bonaventure, 2/22/17

A SAINT JOSEPH'S PLAYER . . .

Scored 40 or more points	47, Tony Costner vs. Alaska-Anchorage, 12/30/83 **
Scored 30 or more points	30, DeAndre' Bembry vs. VCU, 3/13/16
Scored 25-29 points:	25, Lamarr Kimble at Dayton, 2/7/17
Scored 20-24 points:	21, James Demery vs. St. Bonaventure, 2/22/17
Made 8 or more 3-point field goals:	10, Langston Galloway vs. Fordham, 2/22/14 **
Made 10 or more free throws:	11, Isaiah Miles vs. Virginia Tech, 12/22/15
Shot 100 percent from the field (min. 5 md)	6-for-6, Ronald Roberts, Jr. vs. VCU, 3/16/14
Attempted 15 or more free throws:	15, DeAndre' Bembry vs. Drexel, 11/13/15
Attempted 20 or more field goals:	21, DeAndre' Bembry vs. Rhode Island, 1/10/16
Had 10-19 rebounds:	11, James Demery at Massachusetts, 1/18/17
Had 20 or more rebounds:	20, Ahmad Nivins vs. Rhode Island, 1/10/09
Had 10 or more blocks:	10, Dwayne Jones vs. St. Bonaventure, 3/19/05
Had 5-9 blocks:	5, Javon Baumann at La Salle, 1/27/15
Had 5 or more steals:	5, DeAndre' Bembry at La Salle, 1/27/15
Had 10 or more assists:	12, Halil Kanacevic at Penn, 1/18/14
Had a double-double:	James Demery (17 pts, 11 rebs) at VCU, 2/14/17
Had a triple-double:	Dwayne Jones (11 pts, 11 rebs, 10 blk) vs. St. Bonaventure, 2/19/05
Played 40 minutes (in regulation):	Charlie Brown at Saint Louis, 2/25/17

AN OPPONENT . . .

Scored less than 50 points	42 by Loyola Maryland, 12/9/14
Scored less than 40 points	35 by Yale, 11/12/12
Shot under 30 percent	28.3% by Loyola Maryland, 12/9/14
Shot 60 percent or better	63.5% by St. Bonaventure (3/2/16)
Scored 100 points or more	104 by Iona, 11/23/11

** Denotes school record

HAWKS BY THE NUMBERS

SJU's Record in Games....

Decided by 5 points or less	4-5
Decided by 6-10 points	2-7
Decided by 11 points or more	4-7
Played during the day	2-6
Played at night	8-11
Televised	4-17
Home	5-6
Away	3-10
Neutral	2-2
In Overtime	0-0
In November	3-3
In December	4-2
In January	3-6
In February	0-7
In white uniforms	7-6
In crimson uniforms	3-11
When winning the opening tip-off	6-12

SJU's Record When Scoring....

Less than 60 points	0-3
60-69 points	1-8
70-79 points	7-5
80-89 points	1-2
90-99 points	1-0

SJU's Record When Allowing....

Less than 60 points	2-0
60-69 points	5-3
70-79 points	3-6
80-89 points	0-8
90-100 points	0-1

SJU's Record When....

Leading at the half	7-4
Trailing at the half	3-12
Tied at the half	0-2

SJU's Record When Shooting....

50% or better	3-0
Less than 50%	7-18
Less than 30%	0-0
Better than opponent	8-2
Worse than opponent	2-16

SJU's Record When...

Outrebounding opponent	4-8
Outrebounded by opponent	5-9
Equal rebounds as opponent	1-1
Committing fewer TOs than opponent	7-8
Committing more TOs than opponent	3-9
Equal TOs as opponent	0-1
Committing 14 or fewer TOs	7-12
Committing 15 or more TOs	3-6
Newkirk scores double figures	7-5
Kimble scores double figures	10-10
Brown scores double figures	5-16
Demery scores double figures	4-9
Four players score double figures	6-3
Five players score double figures	0-1

MISCELLANEOUS STATS

Largest winning margin: 29 vs. Lafayette
Largest lead in a game: 26 vs. Columbia
Largest margin of defeat: 31 at Villanova
Largest deficit in a game: 34 at Villanova
Largest deficit overcome to win: 12 vs. GW
Largest winning margin lost: 18 at St. Bona.

THE HAWK

One of the most famous mascots in college sports, the Saint Joseph's Hawk celebrates its 60th anniversary in 2015-16.

The Hawk is best known for staying in constant motion by flapping its wings throughout every basketball game and representing the Saint Joseph's motto, "The Hawk Will Never Die".

The idea for the Hawk as a mascot was originated by Jim Brennan during the 1954-55 season. Brennan, an ex-Marine and SJU cheerleader, at first wanted to secure an actual hawk, but later switched to the costume idea. The student government raised the 120 dollars needed to buy the initial costume, which Brennan donned for three years. He made his debut as the Hawk on January 4, 1956, a 69-56 win over La Salle at the Palestra. The Hawk has not missed a men's basketball game since that first season.



In addition to the constant flapping, the Hawk is also recognized by its "flying" in figure eights around the court during timeouts. The constant motion, coupled with the scrappy play of the University's athletic teams, helped to spawn the school's familiar slogan "The Hawk Will Never Die!" A few years ago, ESPN used a "flap-o-meter" on the national telecast of a Saint Joseph's game to estimate that the Hawk flaps its wings 3,500 times during a regulation game.

The Hawk is unique because it is one of the few mascots in the nation that travels to every game, and the student who holds the position gains a tuition scholarship. The student, who is selected through an interview process during the previous spring semester, also serves as a team manager for the men's basketball team and travels with the squad.

Timmy Parks becomes the 37th student to wear the wings in 2015-16. He is a junior accounting major from Wilmington, Del.

SAINT JOSEPH'S

The corporate title of "Saint" Joseph's University, which has been in place since Saint Joseph's was granted university status by the Commonwealth of Pennsylvania in 1979, is now the public title of the institution for all aspects of its operations.

Official reference: Saint Joseph's University
Saint Joseph's

Acceptable in headlines or informal references:
Saint Joseph's
SJU
St. Joe's

UNACCEPTABLE: St. Joseph's

A-10 COACHES' CONFERENCE CALL

Every Monday the A-10 will conduct a teleconference with each of its head men's basketball coaches. Members of the media are strongly encouraged to participate in the questioning and should contact the Atlantic 10 at 757-706-3058 for the call-in number. The schedule is as follows (all times are EASTERN):

10:04 am - Derek Kellogg, Massachusetts	11:00 am - Mark Schmidt, St. Bonaventure
10:11 am - Archie Miller, Dayton	11:07 am - John Giannini, La Salle
10:18 am - Dan Hurley, Rhode Island	11:14 am - Chris Mooney, Richmond
10:25 am - Will Wade VCU	11:21 am - Dave Paulsen, George Mason
10:32 am - Jim Ferry, Duquesne	11:28 am - Travis Ford, Saint Louis
10:39 am - Jeff Neubauer, Fordham	11:35 am - Bob McKillop, Davidson
10:46 am - Phil Martelli, Saint Joseph's	
10:53 am - Maurice Joseph, GW	



ON THE AIR

TV: Saint Joseph's will have a strong television presence in 2016-17, with a total of 19 games scheduled for national television coverage. (Complete schedule on page 2)

RADIO: Saint Joseph's University will partner with a pair of Philadelphia radio stations to broadcast all 30 regular-season men's basketball games this year, with the games being aired on either 610 Sports and WTMR AM 800, with the exception of two games (Feb. 7, 14) that will air on 97.5 The Fanatic (FM). The Saint Joseph's Sports Network team of Matt Martucci and Lunardi will return for their eighth season together, with Lunardi is marking his 27th year as the Hawks' color analyst.

VIDEO STREAMING: This season, live video broadcasts of many SJU games will be broadcast through the Atlantic 10 Digital Network. A subscription is necessary. (See schedule on pg. 2)

INTERNET: Information for Saint Joseph's basketball is found at SJU's athletics website, www.SJUHawks.com with statistics, updated game notes, and live in-game statistics for all Hawk home games, and selected road games. Through Hawks All-Access, fans can follow every home game through audio streaming as well as video streaming for non-televised games. All road games are covered with audio streaming while video streaming also available for selected ones. Video features on the team will also be available on the site.

PHIL MARTELLI'S HAWK TALK RADIO SHOW: Phil Martelli's "HawkTalk" Radio Show will be held for consecutive Thursdays from 7 to 8 p.m. at JD McGillicuddy's in Havertown, Pa. The show will air from 7 to 8 p.m. on 610 Sports. The show's schedule is as follows: Jan. 5; Jan. 12; Jan. 19; Jan. 26; Feb. 2; Feb. 9; Feb. 16; Feb. 23; and March 7.



For articles on the Hawks, go to
"Hawks in the News" on [SJUHawks.com](http://www.SJUHawks.com)

<http://tinyurl.com/SJUClipings1617>

Media Guide Online at [SJUHawks.com](http://www.SJUHawks.com)

<http://tinyurl.com/SJUGuide-1617>

CAREER HIGHS

#34 JAVON BAUMANN

PTS: 11 vs. Western Kentucky (11/27/14)
REB: 9 at Drexel (12/11/16)
AST: 2 (5x) last at La Salle (1/27/15)
FGM: 5 vs. Western Kentucky (11/27/14)
FGA: 6 vs. Western Kentucky (11/27/14)
3FGM: --
3FGA: --
FTM: 2 (5x) last at VCU (2/14/17)
FTA: 5 vs. Loyola Chicago (11/18/16)
BLK: 5 (2x) last at La Salle (1/27/15)
STL: 4 vs. Vermont (11/22/14)
TO: 3 (3x) last vs. Richmond (2/28/15)
MIN: 32 vs. Western Kentucky (11/27/14)

#10 GERALD BLOUNT

PTS: 2 vs. Columbia (11/14/16)
REB: 1 (3x) last at Dayton (2/7/17)
FGM: --
FGA: 1 at Villanova (12/3/16)
3FGM: --
3FGA: --
FTM: 2 vs. Columbia (11/14/16)
FTA: 2 (2x) last vs. Lafayette (12/22/16)
AST: --
BLK: --
STL: 1 vs. Lafayette (12/22/16)
TO: 1 (3x) last at Dayton (2/7/17)
MIN: 4 (2x) last at Dayton (2/7/17)

#2 CHARLIE BROWN

PTS: 22 vs. Fordham (2/4/17)
REB: 9 vs. Penn (1/21/17)
FGM: 7 vs. Fordham (2/4/17)
FGA: 18 at La Salle (2/18/17)
3FGM: 6 vs. Fordham (2/4/17)
3FGA: 11 (2x) last at Dayton (2/7/17)
FTM: 7 (2x) last vs. La Salle (1/28/17)
FTA: 9 at VCU (2/14/17)
AST: 3 vs. Lafayette (12/22/16)
BLK: 2 (5x) last vs. St. Bonaventure (2/22/17)
STL: 3 (2x) last vs. NC State (11/21/16)
TO: 3 at Saint Louis (2/25/17)
MIN: 46 vs. Fordham (2/4/17)

#3 MICHAEL BOOTH

PTS: 3 at Illinois State (12/18/16)
REB: 2 vs. Lafayette (12/22/16)
FGM: 1 at Illinois State (12/18/16)
FGA: 2 vs. Lafayette (12/22/16)
3FGM: 1 at Illinois State (12/18/16)
3FGA: 1 (4x) last vs. Lafayette (12/22/16)
FTM: 2 vs. Virginia Tech (12/22/15)
FTA: 2 (2x) last vs. Virginia Tech (12/22/15)
AST: --
BLK: --
STL: --
TO: 1 (2x) last at Rhode Island (1/3/17)
MIN: 3 vs. Lafayette (12/22/16)

#20 BRENDAN CASPER

PTS: 13 at VCU (2/14/17)
REB: 9 (2x) last at Dayton (2/7/17)
AST: 7 at Saint Louis (2/25/17)
FGM: 6 at VCU (2/14/17)
FGA: 9 (4x) last at VCU (2/14/17)
3FGM: 1 (3x) last at Illinois State (12/18/16)
3FGA: 3 at Dayton (2/7/17)
FTM: 4 (2x) last at Drexel (12/11/16)
FTA: 5 (2x) last vs. Loyola Chicago (11/18/16)
BLK: 1 (2x) last at Villanova (12/6/14)
STL: 2 (7x) last at Saint Louis (2/25/17)
TO: 5 at Villanova (12/6/14)
MIN: 35 at Dayton (2/7/17)

#15 CHRIS CLOVER

PTS: 21 (2x) last at VCU (2/14/17)
REB: 5 vs. NC State (11/21/16)
FGM: 8 at VCU (2/14/17)
FGA: 17 at VCU (2/14/17)
3FGM: 4 (2x) last at Saint Louis (2/25/17)
3FGA: 5 vs. La Salle (1/28/17)
FTM: 5 (2x) last at Saint Louis (2/25/17)
FTA: 7 vs. Massachusetts (2/11/17)
AST: 5 vs. La Salle (1/28/17)
BLK: 1 vs. Fordham (2/4/17)
STL: 2 (4x) last at Saint Louis (2/25/17)
TO: 3 (3x) last vs. St. Bonaventure (2/22/17)
MIN: 37 at Saint Louis (2/25/17)

#25 JAMES DEMERY

PTS: 27 at Fordham (1/7/17)
REB: 11 (2x) last at VCU (2/14/17)
FGM: 10 at Fordham (1/7/17)
FGA: 16 (2x) last vs. George Mason (1/10/17)
3FGM: 3 at George Mason (1/13/16)
3FGA: 4 at George Mason (1/13/16)
FTM: 9 (3x) last vs. St. Bonaventure (2/22/17)
FTA: 15 vs. Fordham (2/4/17)
AST: 5 at La Salle (2/18/17)
BLK: 2 (2x) last vs. Penn (1/21/17)
STL: 3 (3x) last vs. Fordham (2/4/17)
TO: 6 (2x) last at VCU (2/14/17)
MIN: 44 vs. Fordham (2/4/17)

#22 LORENZO EDWARDS

PTS: --
REB: 1 vs. Columbia (11/14/16)
FGM: --
FGA: 1 vs. Columbia (11/14/16)
3FGM: --
3FGA: 1 vs. Columbia (11/14/16)
FTM: --
FTA: --
AST: --
BLK: --
STL: 1 vs. Columbia (11/14/16)
TO: 1 vs. Columbia (11/14/16)
MIN: 4 vs. Columbia (11/14/16)

#0 LAMARR KIMBLE

PTS: 26 vs. Loyola Chicago (11/18/16)
REB: 9 at Fordham (1/7/17)
FGM: 10 vs. Loyola Chicago (11/18/16)
FGA: 18 (4x) last at Dayton (2/7/17)
3FGM: 5 vs. Loyola Chicago (11/18/16)
3FGA: 8 (4x) last at Dayton (2/7/17)
FTM: 9 vs. Penn (1/21/17)
FTA: 11 vs. Penn (1/21/17)
AST: 10 at Dayton (2/7/17)
BLK: 1 (6x) last vs. Richmond (1/14/17)
STL: 3 vs. Lafayette (12/22/16)
TO: 9 at Massachusetts (1/18/17)
MIN: 50 vs. Fordham (2/4/17)

#23 MARKELL LODGE

PTS: 11 at Massachusetts (1/18/17)
REB: 10 at Villanova (12/3/16)
FGM: 5 (4x) last vs. St. Bonaventure (2/22/17)
FGA: 7 at Rhode Island (1/3/17)
3FGM: --
3FGA: --
FTM: 4 vs. Ole Miss (11/20/16)
FTA: 5 (2x) last vs. Fordham (2/4/17)
AST: 1 at Massachusetts (1/18/17)
BLK: 4 vs. St. Bonaventure (2/22/17)
STL: 1 (3x) last vs. Fordham (2/4/17)
TO: 1 (9x) last at Saint Louis (2/25/17)
MIN: 36 vs. Fordham (2/4/17)

#1 SHAVAR NEWKIRK

PTS: 28 vs. Toledo (11/12/16)
REB: 8 at Princeton (12/14/16)
FGM: 10 (2x) last at Drexel (12/11/16)
FGA: 18 vs. NC State (11/21/16)
3FGM: 4 (3x) last vs. Lafayette (12/22/16)
3FGA: 6 (4x) last vs. Lafayette (12/22/16)
FTM: 10 (2x) last at Illinois State (12/18/16)
FTA: 11 (2x) last at Illinois State (12/18/16)
AST: 9 vs. Villanova (12/1/15)
BLK: 2 at Gonzaga (11/19/14)
STL: 4 (2x) last at Princeton (12/14/16)
TO: 7 at Illinois State (12/18/16)
MIN: 39 at Drexel (12/11/16)

#5 NICK ROBINSON

PTS: 14 vs. Richmond (1/14/17)
REB: 8 (2x) last vs. Richmond (1/14/17)
FGM: 5 vs. Massachusetts (2/11/17)
FGA: 10 vs. Massachusetts (2/11/17)
3FGM: 2 vs. Temple (11/30/16)
3FGA: 4 at Drexel (12/11/16)
FTM: 5 (3x) last vs. Fordham (2/4/17)
FTA: 7 (2x) last vs. Richmond (1/14/17)
AST: 4 (2x) last at VCU (2/14/17)
BLK: 2 (2x) last vs. Fordham (2/4/17)
STL: 2 (2x) last at VCU (2/14/17)
TO: 4 (2x) last at Rhode Island (1/3/17)
MIN: 38 at Dayton (2/7/17)

#21 KYLE THOMPSON

PTS: 2 vs. Loyola Maryland (12/9/14)
REB: 2 vs. Illinois State (12/19/15)
FGM: 1 vs. Loyola Maryland (12/9/14)
FGA: 1 (5x) last at Rhode Island (1/3/17)
3FGM: --
3FGA: 1 at Fordham (2/6/16)
FTM: 1 (3x) last vs. Columbia (11/14/16)
FTA: 2 (4x) last vs. Lafayette (12/22/16)
AST: 1 (3x) last at Illinois State (12/18/16)
BLK: --
STL: --
TO: 1 (2x) last at Fordham (1/7/17)
MIN: 4 vs. Lafayette (12/22/16)

#13 CHRISTIAN VEGA

PTS: --
REB: 1 (2x) last vs. Lafayette (12/22/16)
FGM: --
FGA: 1 (2x) last vs. Lafayette (12/22/16)
3FGM: --
3FGA: 1 at Villanova (12/3/16)
FTM: --
FTA: --
AST: --
BLK: --
STL: --
TO: 2 vs. Fordham (1/16/16)
MIN: 2 vs. Lafayette (12/22/16)

#32 JAI WILLIAMS

PTS: 8 (2x) last at Dayton (2/7/17)
REB: 8 (2x) last at Saint Louis (2/25/17)
AST: 1 at La Salle (1/27/15)
FGM: 4 at Dayton (2/7/17)
FGA: 4 (3x) last at Dayton (2/7/17)
3FGM: --
3FGA: --
FTM: 4 vs. NC State (11/21/16)
FTA: 4 vs. NC State (11/21/16)
BLK: 2 at Saint Louis (2/25/17)
STL: 2 at VCU (2/14/17)
TO: 2 (5x) last at La Salle (2/18/17)
MIN: 25 vs. La Salle (1/28/17)

SEASON HIGHS

#34 JAVON BAUMANN

PTS: 6 at Drexel (12/11/16)
 REB: 9 at Drexel (12/11/16)
 AST: 1 vs. NC State (11/21/16)
 FGM: 3 at Drexel (12/11/16)
 FGA: 4 vs. George Washington (12/30/16)
 3FGM: --
 3FGA: --
 FTM: 2 vs. Loyola Chicago (11/18/16)
 FTA: 5 vs. Loyola Chicago (11/18/16)
 BLK: 3 vs. Massachusetts (2/11/17)
 STL: 2 (2x) last vs. George Mason (1/10/17)
 TO: 2 (2x) last vs. Richmond (1/3/17)
 MIN: 25 vs. Loyola Chicago (11/18/16)

#10 GERALD BLOUNT

PTS: 2 vs. Columbia (11/14/16)
 REB: 1 (3x) last at Dayton (2/7/17)
 FGM: --
 FGA: 1 at Villanova (12/3/16)
 3FGM: --
 3FGA: --
 FTM: 2 vs. Columbia (11/14/16)
 FTA: 2 (2x) last vs. Lafayette (12/22/16)
 AST: --
 BLK: --
 STL: 1 vs. Lafayette (12/22/16)
 TO: 1 (3x) last at Dayton (2/7/17)
 MIN: 4 (2x) last at Dayton (2/7/17)

#2 CHARLIE BROWN

PTS: 22 vs. Fordham (2/4/17)
 REB: 9 vs. Penn (1/21/17)
 FGM: 7 vs. Fordham (2/4/17)
 FGA: 18 at La Salle (2/18/17)
 3FGM: 6 vs. Fordham (2/4/17)
 3FGA: 11 (2x) last at Dayton (2/7/17)
 FTM: 7 (2x) last vs. La Salle (1/28/17)
 FTA: 9 at VCU (2/14/17)
 AST: 3 vs. Lafayette (12/22/16)
 BLK: 2 (5x) last vs. St. Bonaventure (2/22/17)
 STL: 3 (2x) last vs. NC State (11/21/16)
 TO: 3 (2x) last at Saint Louis (2/25/17)
 MIN: 46 vs. Fordham (2/4/17)

#3 MICHAEL BOOTH

PTS: 3 at Illinois State (12/18/16)
 REB: 2 vs. Lafayette (12/22/16)
 FGM: 1 at Illinois State (12/18/16)
 FGA: 2 vs. Lafayette (12/22/16)
 3FGM: 1 at Illinois State (12/18/16)
 3FGA: 1 (2x) last vs. Lafayette (12/22/16)
 FTM: --
 FTA: --
 AST: --
 BLK: --
 STL: --
 TO: 1 at Rhode Island (1/3/17)
 MIN: 3 vs. Lafayette (12/22/16)

#20 BRENDAN CASPER

PTS: 13 at VCU (2/14/17)
 REB: 9 at Dayton (2/7/17)
 AST: 7 at Saint Louis (2/25/17)
 FGM: 6 at VCU (2/14/17)
 FGA: 9 (3x) last at VCU (2/14/17)
 3FGM: 1 (2x) last at Illinois State (12/18/16)
 3FGA: 3 at Dayton (2/7/17)
 FTM: 4 (3x) last at Princeton (12/14/16)
 FTA: 5 (2x) last at Princeton (12/14/16)
 BLK: --
 STL: 2 (6x) last at Saint Louis (2/25/17)
 TO: 3 (3x) last vs. St. Bonaventure (2/22/17)
 MIN: 35 at Dayton (2/7/17)

#15 CHRIS CLOVER

PTS: 21 (2x) last at VCU (2/14/17)
 REB: 5 (2x) last at Saint Louis (2/25/17)
 FGM: 8 (2x) last at VCU (2/14/17)
 FGA: 17 at VCU (2/14/17)
 3FGM: 4 (2x) last at Saint Louis (2/25/17)
 3FGA: 7 at Saint Louis (2/25/17)
 FTM: 5 at Saint Louis (2/25/17)
 FTA: 6 at Saint Louis (2/25/17)
 AST: 5 vs. La Salle (1/28/17)
 BLK: 1 vs. Fordham (2/4/17)
 STL: 3 vs. Fordham (2/4/17)
 TO: 3 (3x) last vs. St. Bonaventure (2/22/17)
 MIN: 37 at Saint Louis (2/25/17)

#25 JAMES DEMERY

PTS: 27 at Fordham (1/7/17)
 REB: 11 at Massachusetts (1/18/17)
 FGM: 10 at Fordham (1/7/17)
 FGA: 16 (2x) last vs. George Mason (1/10/17)
 3FGM: 2 at Fordham (1/7/17)
 3FGA: 3 at Fordham (1/7/17)
 FTM: 9 (3x) last vs. St. Bonaventure (2/22/17)
 FTA: 15 vs. Fordham (2/4/17)
 AST: 5 at La Salle (2/18/17)
 BLK: 2 vs. Penn (1/21/17)
 STL: 3 vs. Fordham (2/4/17)
 TO: 6 vs. Richmond (1/14/17)
 MIN: 44 vs. Fordham (2/4/17)

#22 LORENZO EDWARDS

PTS: --
 REB: 1 vs. Columbia (11/14/16)
 FGM: --
 FGA: 1 vs. Columbia (11/14/16)
 3FGM: --
 3FGA: 1 vs. Columbia (11/14/16)
 FTM: --
 FTA: --
 AST: --
 BLK: --
 STL: 1 vs. Columbia (11/14/16)
 TO: 1 vs. Columbia (11/14/16)
 MIN: 4 vs. Columbia (11/14/16)

#10 LAMARR KIMBLE

PTS: 26 vs. Loyola Chicago (11/18/16)
 REB: 9 at Fordham (1/7/17)
 FGM: 10 vs. Loyola Chicago (11/18/16)
 FGA: 18 (3x) last at Dayton (2/7/17)
 3FGM: 5 vs. Loyola Chicago (11/18/16)
 3FGA: 10 at Dayton (2/7/17)
 FTM: 9 (2x) last vs. Fordham (2/4/17)
 FTA: 11 vs. Penn (1/21/17)
 AST: 10 at Dayton (2/7/17)
 BLK: 1 (3x) last vs. Richmond (1/14/17)
 STL: 3 vs. Lafayette (12/22/16)
 TO: 9 at Massachusetts (1/18/17)
 MIN: 50 vs. Fordham (2/4/17)

#23 MARKELL LODGE

PTS: 11 at Massachusetts (1/18/17)
 REB: 10 at Villanova (12/3/16)
 FGM: 5 (4x) last vs. St. Bonaventure (2/22/17)
 FGA: 7 at Rhode Island (1/3/17)
 3FGM: --
 3FGA: --
 FTM: 3 vs. Temple (12/3/16)
 FTA: 5 (2x) last vs. Fordham (2/4/17)
 AST: 1 (2x) last at Massachusetts (1/18/17)
 BLK: 4 vs. St. Bonaventure (2/22/17)
 STL: 1 (6x) last vs. St. Bonaventure (2/22/17)
 TO: 1 (8x) last vs. Fordham (2/4/17)
 MIN: 36 vs. Fordham (2/4/17)

#1 SHAVAR NEWKIRK

PTS: 28 vs. Toledo (11/12/16)
 REB: 8 at Princeton (12/14/16)
 FGM: 10 (2x) last at Drexel (12/11/16)
 FGA: 18 vs. NC State (11/21/16)
 3FGM: 4 (3x) last vs. Lafayette (12/22/16)
 3FGA: 6 (2x) last vs. Lafayette (12/22/16)
 FTM: 10 (2x) last at Illinois State (12/18/16)
 FTA: 11 (2x) last at Illinois State (12/18/16)
 AST: 6 vs. Ole Miss (11/20/16)
 BLK: 1 (2x) last at Drexel (12/11/16)
 STL: 4 at Princeton (12/14/16)
 TO: 7 at Illinois State (12/18/16)
 MIN: 39 at Drexel (12/11/16)

#5 NICK ROBINSON

PTS: 14 vs. Richmond (1/14/17)
 REB: 8 (2x) last vs. Richmond (1/14/17)
 FGM: 5 vs. Massachusetts (2/11/17)
 FGA: 10 vs. Massachusetts (2/11/17)
 3FGM: 2 vs. Temple (11/30/16)
 3FGA: 4 at Drexel (12/11/16)
 FTM: 5 (3x) last vs. Fordham (2/4/17)
 FTA: 7 (2x) last vs. Richmond (1/14/17)
 AST: 4 (2x) last at VCU (2/14/17)
 BLK: 2 (2x) last vs. Fordham (2/4/17)
 STL: 2 (2x) last at VCU (2/14/17)
 TO: 4 (2x) last at Rhode Island (1/3/17)
 MIN: 38 at Dayton (2/7/17)

#21 KYLE THOMPSON

PTS: 1 vs. Columbia (11/14/16)
 REB: 1 (3x) last at Fordham (1/7/17)
 FGM: --
 FGA: 1 (2x) last at Rhode Island (1/3/17)
 3FGM: --
 3FGA: --
 FTM: 1 vs. Columbia (11/14/16)
 FTA: 2 (2x) last vs. Lafayette (12/22/16)
 AST: 1 at Illinois State (12/18/16)
 BLK: --
 STL: --
 TO: 1 (2x) last at Fordham (1/7/17)
 MIN: 4 vs. Lafayette (12/22/16)

#13 CHRISTIAN VEGA

PTS: --
 REB: 1 vs. Lafayette (12/22/16)
 FGM: --
 FGA: 1 (2x) last vs. Lafayette (12/22/16)
 3FGM: --
 3FGA: 1 at Villanova (12/3/16)
 FTM: --
 FTA: --
 AST: --
 BLK: --
 STL: --
 TO: --
 MIN: 2 vs. Lafayette (12/22/16)

#32 JAI WILLIAMS

PTS: 8 at Dayton (2/7/17)
 REB: 8 (2x) last at Saint Louis (2/25/17)
 AST: --
 FGM: 4 at Dayton (2/7/17)
 FGA: 4 (2x) last at Dayton (2/7/17)
 3FGM: --
 3FGA: --
 FTM: 4 vs. NC State (11/21/16)
 FTA: 4 vs. NC State (11/21/16)
 BLK: 2 at Saint Louis (2/25/17)
 STL: 2 at VCU (2/14/17)
 TO: 2 vs. La Salle (1/28/17)
 MIN: 25 vs. La Salle (1/28/17)

2016-17 SAINT JOSEPH'S BASKETBALL • 16

Game 4: Paradise Jam - November 20, 2016
Univ. of Virgin Islands Arena - St. Thomas, USVI
Ole Miss 81 - SJU 68

Ole Miss defeated Saint Joseph's, 81-68, in the semifinals of the 2016 Paradise Jam. Shavar Newkirk had 21 points and six assists for the Hawks, hitting 7-of-11 from the field and 6-of-10 from the foul line. Charlie Brown scored 13 points and Lamarr Kimble had 10 points and a team-high seven rebounds for SJU. The Hawks didn't help themselves at the foul line, shooting just 10-for-22 in the game, while Ole Miss shot 15-for-19. Leading 41-37 at halftime, Ole Miss opened the half with a 12-5 run to take its biggest lead at that point, 53-42, at 16:15. The Hawks chipped away and after a putback by Javon Baumann, and a layup and then a free throw by Kimble, cut the deficit to 54-49. But Ole Miss had an answer every time, as the Rebels built their lead back to 57-49. After falling behind by double digits again, 60-50, the Hawks cut it to eight, 60-52, on free throws by Newkirk, but that would be the closest SJU would come the rest of the way. Ole Miss went on a 13-5 run to take its biggest lead of the game, 73-57, with 5:23 remaining. In the first half, after SJU had a 10-8 lead, Ole Miss went on an 11-4 run to go up 17-12. SJU had an early 28-24 lead but the Rebels regained the lead 29-28 and increased it to 32-28. Trailing 35-30, the Hawks closed to 35-33 on a three by Nick Robinson. The Rebels then took their biggest lead of the half, 39-33, on a three with under four minutes to play. SJU closed within 39-37 on a three by Brown before Ole Miss ended the half with a basket at the buzzer.

Saint Joseph's 3-1

Table with columns: ## Player, fg, fga, 3-pt fg, 3-pt fga, ft, fta, of, de, tot, pf, tp, a, to, blk, s, min. Lists stats for 23 players and team totals.

TOTAL FG% 1st Half: 14-27 51.9% 2nd Half: 11-28 39.3% Game: 45.5% DEADBALL REBOUNDS 7
3-Pt. FG% 1st Half: 6-11 54.5% 2nd Half: 2-11 18.2% Game: 36.4%
F Throw % 1st Half: 3-9 33.3% 2nd Half: 7-13 53.8% Game: 45.5%

Ole Miss 4-0

Table with columns: ## Player, fg, fga, 3-pt fg, 3-pt fga, ft, fta, of, de, tot, pf, tp, a, to, blk, s, min. Lists stats for 15 players and team totals.

TOTAL FG% 1st Half: 14-35 40.0% 2nd Half: 13-29 44.8% Game: 42.2% DEADBALL REBOUNDS 1
3-Pt. FG% 1st Half: 8-18 44.4% 2nd Half: 4-10 40.0% Game: 42.9%
F Throw % 1st Half: 5-6 83.3% 2nd Half: 10-13 76.9% Game: 78.9%

Officials: Joe Lindsay, Justin Porterfield, Duke Edsall
Technical fouls: Saint Joseph's-None. Ole Miss-None.
Attendance: 2,755

Score by Periods table with columns: 1st, 2nd, Total. Rows for Saint Joseph's and Ole Miss.

Game 5: Paradise Jam - November 21, 2016
Univ. of Virgin Islands Arena - St. Thomas, USVI
NC State 73 - SJU 63

Shavar Newkirk scored 23 points but Saint Joseph's comeback fell short as the Hawks were defeated by NC State, 73-63, in the third-place game of the 2016 Paradise Jam. Newkirk shot 10-for-18 from the field, and added six rebounds and five assists for his third consecutive 20-plus point game, while Charlie Brown added 14 points. SJU trailed by as much as 14 points in the second half, but came within 64-58, with 3:54 left. NC State answered with a three-pointer, but Brown followed with one to bring the Hawks within 67-61 at 3:07. With NC State leading 69-63, the Wolfpack missed three shots but the Hawks couldn't come up with a rebound or the ball after a scramble. NC State regained possession and took a 71-63 lead. A missed shot by SJU and then a turnover resulted in an NC State dunk at 1:06 that sealed the win for NC State. After NC State took its biggest lead of the game, 57-43, SJU scored seven straight to come within 57-50 and Newkirk scored four in a row to cut it to 61-54. The Hawks came out strong in the first half and took an 18-9 lead, with Javon Baumann increasing it to 20-9 with a dunk. But NC State went on a 13-0 run to take a 22-20 lead with under 4:30 to go. A pair of free throws by Jai Williams ended the Hawks' scoring drought, but NC State maintained a 25-22 lead. SJU remained without a field goal for close to nine minutes before Newkirk's jumper at 1:59 pulled SJU within 31-26.

Saint Joseph's 3-2

Table with columns: ## Player, fg, fga, 3-pt fg, 3-pt fga, ft, fta, of, de, tot, pf, tp, a, to, blk, s, min. Lists stats for 5 players and team totals.

Table with columns: ## Player, fg, fga, 3-pt fg, 3-pt fga, ft, fta, of, de, tot, pf, tp, a, to, blk, s, min. Lists stats for 15 players and team totals.

TOTAL FG% 1st Half: 12-35 34.3% 2nd Half: 12-38 31.6% Game: 32.9% DEADBALL REBOUNDS 3
3-Pt. FG% 1st Half: 1-9 11.1% 2nd Half: 4-13 30.8% Game: 22.7%
F Throw % 1st Half: 5-6 83.3% 2nd Half: 5-6 83.3% Game: 83.3%

NC State 4-1

Table with columns: ## Player, tot-fg, 3-pt fg, 3-pt fga, ft, fta, of, de, tot, pf, tp, a, to, blk, s, min. Lists stats for 15 players and team totals.

TOTAL FG% 1st Half: 13-25 52.0% 2nd Half: 10-24 41.7% Game: 46.9% DEADBALL REBOUNDS 2
3-Pt. FG% 1st Half: 7-11 63.6% 2nd Half: 4-10 40.0% Game: 52.4%
F Throw % 1st Half: 1-4 25.0% 2nd Half: 15-16 93.8% Game: 80.0%

Officials: Tim Comer, Tony Crisp, Jason Porterfield
Technical fouls: Saint Joseph's-None. NC State-None.
Attendance: 2,699

Score by Periods table with columns: 1st, 2nd, Total. Rows for Saint Joseph's and NC State.

Game 6: November 20, 2016 - Hagan Arena
Temple 78 - SJU 72

Obi Enechionya scored 26 points, with a three-pointer that iced the game with 1:09 left, to lead Temple to a 78-72 win over Saint Joseph's in a Big 5 game at sold-out Hagan Arena. Shavar Newkirk led SJU with 22 points, seven rebounds and five assists, Lamarr Kimble had 12 points and tied his career-high with nine assists, while freshman Nick Robinson had a season-high 11 points. With TU leading 73-69 with 2:48 to play, SJU freshman Nick Robinson hit a three-point play to pull the Hawks within 73-72. Daniel Dingle tipped in an offensive rebound at 1:35 and Enechionya blocked a Saint Joseph's shot and then hit the game-sealing three-pointer. The Hawks had a few more possessions but couldn't connect on three field goal attempts in the final minute of play. SJU trailed for most of the second half, but took a 56-55 lead at 9:16 on a three-point play by Markell Lodge. Temple quickly regained the lead and used a 9-2 run to take a 64-58 lead with 6:14 to play. SJU would pull within one point of the Owls three more times, but couldn't take the lead.

Temple 5-2, 2-0 Big 5

Table with columns: ## Player, fg, fga, 3-pt fg, 3-pt fga, ft, fta, of, de, tot, pf, tp, a, to, blk, s, min. Lists stats for 13 players and team totals.

TOTAL FG% 1st Half: 13-31 41.9% 2nd Half: 18-32 56.3% Game: 49.2% DEADBALL REBOUNDS 2
3-Pt. FG% 1st Half: 5-15 33.3% 2nd Half: 5-12 41.7% Game: 37.0%
F Throw % 1st Half: 3-4 75.0% 2nd Half: 3-5 60.0% Game: 66.7%

Saint Joseph's 3-3, 0-1 Big 5

Table with columns: ## Player, fg, fga, 3-pt fg, 3-pt fga, ft, fta, of, de, tot, pf, tp, a, to, blk, s, min. Lists stats for 15 players and team totals.

TOTAL FG% 1st Half: 11-29 37.9% 2nd Half: 14-31 45.2% Game: 41.7% DEADBALL REBOUNDS 3
3-Pt. FG% 1st Half: 7-14 50.0% 2nd Half: 5-9 55.6% Game: 52.2%
F Throw % 1st Half: 2-6 33.3% 2nd Half: 8-10 80.0% Game: 62.5%

Officials: Doug Shows, Mark Schnur, Rick Crawford
Technical fouls: Temple-None. Saint Joseph's-None.
Attendance: 4,200

Score by Periods table with columns: 1st, 2nd, Total. Rows for Temple and Saint Joseph's.

2016-17 SAINT JOSEPH'S BASKETBALL • 17

Game 7: December 3, 2016 - The Pavilion - Villanova, Pa.
#2/2 Villanova 88 - SJU 57

Lamarr Kimble scored 15 points and Shavar Newkirk added 11 more, but Saint Joseph's fell at second-ranked Villanova, 88-57, in a Big 5 matchup in front of a sellout crowd at The Pavilion. The Hawks held a 27-24 lead with six minutes remaining in the first half, but the Wildcats answered with a 20-4 run to close out the period with a 44-31 lead. Kimble and Newkirk topped the Hawks in scoring while Markell Lodge added a career-high 10 rebounds for SJU. Villanova kept the momentum going and opened up the second half with a 10-4 run to expand the margin to 55-35 at 16:54. The Hawks cut the deficit to under 20 points only two more times, and trailed 63-44 with 10:27 to play. VU took its biggest lead of the afternoon, 86-52, with 3:19 to play.

Saint Joseph's 3-4, 0-2 Big 5

Table with columns: # Player, tot-fg, 3-pt, rebounds, etc. listing stats for players like Brown, Kimble, Newkirk, etc.

Summary statistics for Game 7: TOTAL FG% 1st Half: 13-30 43.3%, 2nd Half: 8-32 25.0%, Game: 33.9%, DEADBALL REBOUNDS 1.

Villanova 8-0, 2-0 Big 5

Table with columns: # Player, tot-fg, 3-pt, rebounds, etc. listing stats for players like Jenkins, Bridges, Reynolds, etc.

Summary statistics for Game 7: TOTAL FG% 1st Half: 17-34 50.0%, 2nd Half: 15-28 53.6%, Game: 51.6%, DEADBALL REBOUNDS 1.

Officials: Pat Driscoll, Michael Stephens, Matt Potter. Attendance: 6,500.

Score by Periods table for Game 7 showing 1st, 2nd, and Total scores for both teams.

Game 8: December 11, 2016 - Daskalakis Center - Philadelphia SJU 72 - Drexel 71

Shavar Newkirk converted the game-winning three-point play with 10.7 seconds to go, and scored Saint Joseph's final 11 points, as the Hawks rallied to defeat Drexel, 72-71. Newkirk finished the game with 27 points, one shy of his career high as Saint Joseph's ended a four-game losing streak. Lamarr Kimble added 16 points, Brendan Casper scored a career-high 10 points and Javon Baumann grabbed a career-high nine rebounds. With the Hawks trailing, 71-69, Newkirk scored on a drive and then put in the ensuing free throw to give SJU a 72-71 lead at 10.7 seconds. On Drexel's possession, Baumann blocked an attempt, and the Dragons had one more chance, inbound with two seconds to play, but Nick Robinson came up with a block to preserve the win. Trailing by 11 points early in the second half, SJU used a 16-3 run and scored eight straight with baskets from Newkirk, Baumann, Casper and Kimble, whose jumper at 9:51 gave Saint Joseph's its first lead of the game, 54-52. From there the teams would trade leads and force six ties, with Drexel's biggest lead being four points, 69-65, at 2:06. Newkirk took over from there, scoring the final 11 points and the defense held Drexel without a field goal, as SJU achieved its biggest come-from-behind win of the year. Drexel controlled the first half, running out to a 17-6 lead in the first five minutes. The Dragons connected on five three-pointers in the half while SJU managed just 2-of-9 from beyond the arc. Saint Joseph's got back in the game with an 8-0 run with six straight points from Casper.

Saint Joseph's 4-4

Table with columns: # Player, tot-fg, 3-pt, rebounds, etc. listing stats for players like Brown, Lodge, Kimble, etc.

Summary statistics for Game 8: TOTAL FG% 1st Half: 12-31 38.7%, 2nd Half: 13-29 44.8%, Game: 41.7%, DEADBALL REBOUNDS 8.

Drexel 4-5

Table with columns: # Player, tot-fg, 3-pt, rebounds, etc. listing stats for players like Williams, Williams, Lee, etc.

Summary statistics for Game 8: TOTAL FG% 1st Half: 12-27 44.4%, 2nd Half: 12-13 38.7%, Game: 41.4%, DEADBALL REBOUNDS 4.

Officials: Jeff Anderson, Steve McClunkins, Earl Walton. Attendance: 1,252.

Score by Periods table for Game 8 showing 1st, 2nd, and Total scores for both teams.

Game 9: December 14, 2016 - Jadwin Gym - Princeton, N.J. SJU 76 - Princeton 68

Lamarr Kimble scored 17 points, grabbed a career-high eight rebounds, and added nine assists as Saint Joseph's came back from a late deficit to beat Princeton, 76-68, at Jadwin Gym. Shavar Newkirk scored a game-high 19 points - including 10-of-11 from the line - and pulled in a career-high eight boards of his own, while Charlie Brown scored 12 points. Markell Lodge added eight points and nine rebounds. SJU led most of the way, pushing a five-point halftime lead to its high-water mark of 11 just a minute into the second half after back-to-back three-pointers by Kimble and Brown. SJU led by 10, 59-49, with 10:41 to play before Princeton clawed back into the game. Steven Cook scored five points in eight seconds to cut the lead in half, and a Tiger three tied the game at 59 at 8:38. After a pair of free throws by Brendan Casper, another three gave the Tigers their first lead of the night, 62-61, with over six minutes to play. Both teams went nearly three minutes without a point before a pair of free throws at 3:58 put the Tigers up by three. It was all Saint Joseph's from there, as consecutive buckets from Newkirk and Brown ended a seven-minute field goal drought and put the Hawks ahead for good at 65-64 with three minutes to go. Nick Robinson came through with his only four points of the night with under a minute to go before Kimble and Newkirk put the game away at the free throw line. The Hawks totalled 58 rebounds in the game - the most since they had 50 at St. Bonaventure on January 14, 2009.

Saint Joseph's 5-4

Table with columns: # Player, tot-fg, 3-pt, rebounds, etc. listing stats for players like Brown, Lodge, Kimble, etc.

Summary statistics for Game 9: TOTAL FG% 1st Half: 16-31 51.6%, 2nd Half: 10-36 27.8%, Game: 38.8%, DEADBALL REBOUNDS 1.

Princeton 4-5

Table with columns: # Player, tot-fg, 3-pt, rebounds, etc. listing stats for players like Weisz, Cook, Miller, etc.

2016-17 SAINT JOSEPH'S BASKETBALL • 19

George Washington 8-6 (0-1 A-10)

Player stats table for George Washington game, including columns for Player, fg, fga, 3-pt, fta, rebounds, and game summary.

TOTAL FG% 1st Half: 12-29 41.4% 2nd Half: 10-35 28.6% Game: 34.4% DEADBALL REBOUNDS 1

Saint Joseph's 7-5 (1-0 A-10)

Player stats table for Saint Joseph's game, including columns for Player, fg, fga, 3-pt, fta, rebounds, and game summary.

TOTAL FG% 1st Half: 11-27 40.7% 2nd Half: 16-31 51.6% Game: 46.6% DEADBALL REBOUNDS 4

Officials: Roger Ayers, Ron Groover, Lee Cassell Technical fouls: George Washington-None. Saint Joseph's-None. Attendance: 4,200

Score by Periods 1st 2nd Total George Washington 35 28 63 Saint Joseph's 29 39 68

Game 13: January 3, 2017 - Ryan Center - Kingston, R.I. Rhode Island 88 - SJU 58

Rhode Island made 16 three-point field goals as the Rams defeated Saint Joseph's, 88-58, at the Ryan Center. The contest was the first for SJU without leading scorer Shavar Newkirk...

Saint Joseph's 7-6 (1-1 A-10)

Player stats table for Saint Joseph's game, including columns for Player, fg, fga, 3-pt, fta, rebounds, and game summary.

TOTAL FG% 1st Half: 9-22 40.9% 2nd Half: 13-29 44.8% Game: 43.1% DEADBALL REBOUNDS 5

Rhode Island 10-4 (2-0 A-10)

Player stats table for Rhode Island game, including columns for Player, fg, fga, 3-pt, fta, rebounds, and game summary.

Player stats table for Rhode Island game, including columns for Player, fg, fga, 3-pt, fta, rebounds, and game summary.

TOTAL FG% 1st Half: 16-36 44.4% 2nd Half: 15-26 57.7% Game: 50.0% DEADBALL REBOUNDS 3

Officials: Mike Stephens, Don Daily, Joe Lindsay Technical fouls: Saint Joseph's-None. Rhode Island-None. Attendance: 3,880

Score by Periods 1st 2nd Total Saint Joseph's 26 32 58 Rhode Island 46 42 88

Game 14: January 7, 2017 - Rose Hill Gym - Bronx, N.Y. SJU 70 - Fordham 55

James Demery scored a career-high 27 points to lead Saint Joseph's to a 70-55 win at Fordham and give Phil Martelli the 200th A-10 win of his career. Demery shot 10-for-16 from the field while grabbing six rebounds...

Saint Joseph's 8-6 (2-1 A-10)

Player stats table for Saint Joseph's game, including columns for Player, fg, fga, 3-pt, fta, rebounds, and game summary.

TOTAL FG% 1st Half: 17-28 60.7% 2nd Half: 11-25 44.0% Game: 52.8% DEADBALL REBOUNDS 4

Fordham 6-10 (0-3 A-10)

Player stats table for Fordham game, including columns for Player, fg, fga, 3-pt, fta, rebounds, and game summary.

TOTAL FG% 1st Half: 11-36 30.6% 2nd Half: 11-30 36.7% Game: 33.3% DEADBALL REBOUNDS 2

Officials: Paul Faia, John Gwynn, Rob Riley Technical fouls: Saint Joseph's-None. Fordham-None. Attendance: 2,575

Score by Periods 1st 2nd Total Saint Joseph's 44 26 70 Fordham 29 26 55

Game 15: January 10, 2017 - Hagan Arena George Mason 75 - SJU 67

Saint Joseph's led by a point with two minutes to play but couldn't secure the win as George Mason pulled out a 75-67 victory. In a game that featured six ties and 14 lead changes, Saint Joseph's led, 63-62, before a three-pointer at 1:42 gave George Mason

2016-17 SAINT JOSEPH'S BASKETBALL • 22

21 PRICE, Jordan g 7 14 4 9 3 4 0 3 3 4 21 0 2 0 0 30
01 SHULER, Johnnie 1 4 1 3 1 2 0 2 2 3 4 0 0 0 0 21
05 WASHINGTON, Tony 0 1 0 0 2 2 0 6 6 1 2 0 1 0 0 18
10 DEAS, Isiah 1 3 0 2 3 4 0 1 1 2 5 0 0 0 0 6
12 SAKHNIUK, Yevgen 0 0 0 0 0 0 0 0 0 0 0 0 0 0 0 1
TEAM
Totals..... 21 53 8 24 22 30 4 30 34 23 72 8 10 1 7 200

TOTAL FG% 1st Half: 9-29 31.0% 2nd Half: 12-24 50.0% Game: 39.6% DEADBALL
3-Pt. FG% 1st Half: 4-14 28.6% 2nd Half: 4-10 40.0% Game: 33.3% REBOUNDS
F Throw % 1st Half: 7-11 63.6% 2nd Half: 15-19 78.9% Game: 73.3% 9

Saint Joseph's 10-10 (3-5 A-10)
Player tot-fg 3-pt rebounds
fg fga fg fga ft fta of de tot pf tp a to blk s min
02 BROWN, Charlie f 3 9 2 5 7 8 0 2 2 4 15 1 1 1 31
23 LODGE, Markell f 2 2 0 0 0 0 1 1 1 4 0 0 0 0 15
25 DEMERY, James f 5 11 0 0 3 7 2 8 10 3 13 4 5 0 0 37
00 KIMBLE, Lamarr g 5 15 3 5 1 1 0 4 4 4 14 1 3 0 0 34
15 CLOVER, Chris g 8 11 4 5 1 2 0 1 1 5 21 5 0 0 1 34
05 ROBINSON, Nick 0 2 0 2 1 3 0 2 2 3 1 3 2 1 1 19
20 CASPER, Brendan 0 0 0 0 0 2 0 0 0 0 0 0 0 0 0 5
32 WILLIAMS, Jai 2 2 0 0 1 2 2 6 8 2 5 0 2 0 0 25
TEAM
Totals..... 25 52 9 17 14 25 1 3 4 32 22 73 14 13 2 4 200

TOTAL FG% 1st Half: 12-23 52.2% 2nd Half: 13-29 44.8% Game: 48.1% DEADBALL
3-Pt. FG% 1st Half: 6-10 60.0% 2nd Half: 3-7 42.9% Game: 52.9% REBOUNDS
F Throw % 1st Half: 7-13 53.8% 2nd Half: 7-12 58.3% Game: 56.0% 3

Officials: Evon Burroughs, Kenneth Clark, Alfred Smith
Technical fouls: La Salle-None. Saint Joseph's-None.
Attendance: 4,200

Score by Periods 1st 2nd Total
La Salle 29 43 72
Saint Joseph's 37 36 73

Game 21: January 31, 2017 - Hagan Arena
Davidson 75 - SJU 60

Lamarr Kimble had 18 points and four assists, and Charlie Brown scored 14, but Saint Joseph's couldn't overcome an early deficit and fell to Davidson, 75-60, at Hagan Arena. Saint Joseph's trailed by 10 points for most of the second half and finally cut it to single digits on a pair of free throws by Brown with 7:50 to play. The Hawks would come within nine points three more times, as a 6-1 run built the Wildcats' lead back up to 16, 72-56, with 1:32 to play and sealed the win. Davidson led from the tip and was up by 17-8. Saint Joseph's used a quick spurt to cut it to 20-14, but from there, Davidson went on an 8-2 run to build the lead back up to 28-16. The Wildcats took their biggest lead of the game, 37-20, at 4:44. The Hawks used three-pointers from Kimble and Brown to trim the deficit to 41-31 at the half. Brendan Casper had a team-high eight rebounds off the bench for Saint Joseph's. Davidson made 15-of-28 field goals in the first half, and connected on five three-pointers. In the second half, Saint Joseph's made only 9-of-30 from the field and was just 1-of-5 from behind the arc.

Davidson 12-8 (5-4 A-10)
Player tot-fg 3-pt rebounds
fg fga fg fga ft fta of de tot pf tp a to blk s min
22 MAGARITY, Will f 5 8 1 3 2 2 3 2 5 4 13 1 3 0 0 18
23 ALDRIDGE, Peyton f 11 18 2 4 7 7 0 13 13 3 31 2 1 0 1 40
03 GUDMUNDSSON, J g 4 5 2 3 4 5 2 5 7 3 14 1 0 0 1 40
12 GIBBS, Jack g 3 10 0 5 0 0 1 1 1 6 7 5 0 0 1 31
20 PRITCHETT, K g 2 6 1 3 0 0 1 3 4 2 5 2 1 1 0 24
15 MICHELSEN, Oskar 1 3 0 2 0 0 0 2 2 1 2 0 0 0 1 10
32 REIGEL, Rusty 0 4 0 4 0 0 2 3 5 3 0 1 0 0 0 23
40 MCAULIFFE, Andrew 2 3 0 0 2 0 1 1 3 4 0 1 1 0 0 14
TEAM
Totals..... 28 57 6 24 13 16 9 31 40 20 75 14 12 2 4 200

TOTAL FG% 1st Half: 15-28 53.6% 2nd Half: 13-29 44.8% Game: 49.1% DEADBALL
3-Pt. FG% 1st Half: 5-16 31.3% 2nd Half: 1-8 12.5% Game: 25.0% REBOUNDS
F Throw % 1st Half: 6-6 100% 2nd Half: 7-10 70.0% Game: 81.3% 1

Saint Joseph's 10-11 (3-6 A-10)
Player tot-fg 3-pt rebounds
fg fga fg fga ft fta of de tot pf tp a to blk s min
02 BROWN, Charlie f 4 10 2 3 4 4 4 1 5 1 14 1 1 0 1 36
23 LODGE, Markell f 3 4 0 0 1 2 2 4 6 0 7 0 0 0 0 20
25 DEMERY, James f 2 10 0 0 0 2 1 4 5 1 4 0 2 0 0 18
00 KIMBLE, Lamarr g 7 16 1 3 3 3 0 3 3 2 18 4 3 0 2 40
15 CLOVER, Chris g 2 11 0 2 3 6 1 2 3 1 7 1 0 0 0 33
05 ROBINSON, Nick 2 5 0 1 0 2 1 1 2 3 4 0 1 1 0 13
20 CASPER, Brendan 1 5 0 1 3 4 4 4 8 4 5 2 0 0 0 22
32 WILLIAMS, Jai 0 0 0 0 0 0 0 2 2 2 0 0 1 0 0 8
34 BAUMANN, Javon 0 0 0 0 1 2 1 0 1 2 1 0 2 0 0 10
TEAM
Totals..... 21 61 3 10 15 25 16 21 37 16 60 8 10 1 3 200

TOTAL FG% 1st Half: 12-31 38.7% 2nd Half: 9-30 30.0% Game: 34.4% DEADBALL
3-Pt. FG% 1st Half: 2-5 40.0% 2nd Half: 1-5 20.0% Game: 30.0% REBOUNDS
F Throw % 1st Half: 5-10 50.0% 2nd Half: 10-15 66.7% Game: 60.0% 4

Officials: Mike Eades, Ed Corbett, Jeffrey Anderson
Technical fouls: Davidson-None. Saint Joseph's-None.
Attendance: 3,461

Score by Periods 1st 2nd Total
Davidson 41 34 75
Saint Joseph's 31 29 60

Game 22: February 4, 2017 - Hagan Arena
Fordham 86 - SJU 83 (2 OT)

Antwoine Anderson hit a three-pointer as time expired in the second overtime to lift Fordham to an 86-83 victory over Saint Joseph's. Lamarr Kimble made a pair of free throws with seven seconds to go to tie the contest, 83-83, but on the inbounds pass, the Rams got the ball to Anderson who dribbled up court and launched the winning shot from well beyond the arc. Kimble, who played all 50 minutes, led the Hawks with 24 points. Charlie Brown scored a career-high 22 points, as he made 6-of-11 three-pointers, and James Demery added 14 points. Fordham trailed by 15 points, 52-37, with 9:44 left in the second half. The Rams outscored Saint Joseph's, 25-9, from that point on and took a 62-61 lead on a three-pointer by Chris Sengfelder with 19.4 seconds to go. Kimble answered with his own three-pointer from near the top of the key with 7.2 seconds left to give SJU a 64-62 lead. Saint Joseph's had a foul to give and with Fordham inboundng at 5.1 seconds, Joseph Chartouny drove in for a layup to tie the game, 64-64, with one second to go. In the first overtime, Fordham appeared to put the game away, scoring six straight points and owning a 70-64 lead at 1:12. But Chris Clover connected on a three-pointer, and after a pair of free throws by Anderson kept Fordham ahead, 72-67, Demery converted a three-point play to pull SJU within 72-70. The teams traded free throws, as well as misses, and Clover drove in for a layup at :13 to bring SJU within 75-73. Fordham missed a pair of free throws at :11 and Kimble sent the game into the second overtime when he made two free throws with five seconds left. With Fordham up 9-8 early on, Brown starting hitting from outside, connecting on three three-pointers to lead a 13-2 Hawk run that gave SJU a 21-11 lead at 10:21. A quick 6-0 spurt by Fordham cut it to 21-17, but Jai Williams scored five straight for Saint Joseph's to build the Hawks' lead back to 26-17. Fordham answered with eight straight points to trim SJU's lead to 26-25. The Hawks built it back up quickly, 32-25, and then took a 35-30 lead into halftime.

Fordham 10-13 (4-6 A-10)
Player tot-fg 3-pt rebounds
fg fga fg fga ft fta of de tot pf tp a to blk s min
24 SLANINA, Prokop f 6 13 3 9 0 0 1 4 5 5 15 1 0 2 0 26
43 SENGFELDER, Chris f 5 13 2 8 0 0 1 6 7 2 12 1 0 0 0 49
00 ANDERSON, A g 6 17 4 10 4 4 2 1 3 2 20 6 5 0 2 47
12 CHARTOUNY, J g 5 11 1 4 1 1 1 6 7 5 12 6 3 1 3 42
32 HAWKINS, J g 2 7 1 1 3 4 2 2 4 5 8 1 1 0 2 31
01 OHAMES, Chuba 1 1 0 0 1 1 1 2 3 5 3 0 1 1 0 14
02 SANCHEZ, Thomas 0 0 0 0 0 0 0 0 0 0 0 0 0 0 0 1
05 TAVARES, Will 3 5 1 2 3 6 0 5 5 1 10 2 1 1 28
10 SAGLAM, Sinan 0 0 0 0 0 0 0 0 0 0 0 0 0 0 0 1
15 HAVSA, Civat 0 0 0 0 0 0 0 0 0 0 0 0 1 0 0 5
21 BUNTING, Jesse 1 1 0 0 4 4 1 0 1 1 6 0 0 0 0 6
TEAM
Totals..... 29 68 12 34 16 20 10 30 40 26 86 16 13 5 8 251

TOTAL FG% 1st Half: 10-29 34.5% 2nd Half: 14-26 53.8% Game: 42.6% DEADBALL
3-Pt. FG% 1st Half: 5-16 31.3% 2nd Half: 6-12 50.0% Game: 35.3% REBOUNDS
F Throw % 1st Half: 5-6 83.3% 2nd Half: 0-0 0.0% Game: 80.0% 4

Saint Joseph's 10-12 (3-7 A-10)
Player tot-fg 3-pt rebounds
fg fga fg fga ft fta of de tot pf tp a to blk s min
20 CASPER, Brendan f 0 4 0 1 0 0 0 2 2 2 0 2 1 0 1 11
23 LODGE, Markell f 1 1 0 0 1 5 2 5 7 3 3 0 1 0 1 36
25 DEMERY, James f 4 11 0 0 6 15 2 3 5 1 14 3 2 0 3 44
00 KIMBLE, Lamarr g 7 18 3 8 7 9 0 5 5 3 24 4 4 0 1 50
15 CLOVER, Chris g 3 10 2 3 0 0 0 3 3 1 8 1 2 1 0 28
02 BROWN, Charlie 7 14 6 11 2 2 2 6 8 4 22 1 3 2 1 46
05 ROBINSON, Nick 1 4 0 0 5 6 2 3 5 4 7 4 1 2 0 27
32 WILLIAMS, Jai 1 1 0 0 3 3 0 0 0 1 2 5 0 1 0 0 3
34 BAUMANN, Javon 0 0 0 0 0 0 0 1 1 1 0 0 1 0 0 5
TEAM
Totals..... 24 63 11 23 24 40 15 29 44 21 83 15 16 6 7 250

TOTAL FG% 1st Half: 10-24 41.7% 2nd Half: 9-27 33.3% Game: 38.1% DEADBALL
3-Pt. FG% 1st Half: 4-6 66.7% 2nd Half: 4-11 36.4% Game: 47.8% REBOUNDS
F Throw % 1st Half: 11-16 68.8% 2nd Half: 7-13 53.8% Game: 60.0% 10

Officials: Wally Rutecki, Tony Crisp, Ray Perone
Technical fouls: Fordham-None. Saint Joseph's-None.
Attendance: 4,200

Score by Periods 1st 2nd OT OT2 Total
Fordham 30 34 11 11 86
Saint Joseph's 35 29 11 8 83

Game 23: February 7, 2017 - UD Arena - Dayton, Ohio
Dayton 77 - SJU 70

Lamarr Kimble had 25 points and 10 assists for the first double-double of his career but the shorthanded Hawks fell to Dayton 77-70, at UD Arena. Charlie Brown scored 17 points for the Hawks, who had only 10 healthy players dressed for the game as James Demery and Chris Clover were unable to make the trip due to illness. Brendan Casper and Nick Robinson started in their places for the Hawks, who already have three players out for the season with injuries. The teams were tied at the half, 32-32, but Dayton opened the second half with three three-pointers and although Brown converted a 3-point play, the Hawks trailed 44-39. A three from Brown brought the Hawks within 46-42 but another Flyer three-pointer, pushed the Dayton edge to 49-42. Dayton took its biggest lead of the game, 60-46, but the Hawks went on a 7-0 run, ending with a three from Kimble to pull within 60-53. After Markell Lodge jammed in a pair of putbacks, the



Saint Joseph's Basketball
Saint Joseph's Combined Team Statistics (as of Feb 25, 2017)
All games



Overall record: 10-18 Conf: 3-13 Home: 6-7 Away: 3-9 Neutral: 1-2

#	Player	gp-gs	min	avg	Total		3-Point		F-Throw		Rebounds				pf	dq	a	to	blk	stl	pts	avg
					fg-fga	fg%	3fg-fga	3fg%	ft-fa	ft%	off	def	tot	avg								
01	NEWKIRK, Shavar	12-12	404	33.7	76-163	.466	19-48	.396	72-85	.847	20	37	57	4.8	20	0	42	26	2	15	243	20.3
00	KIMBLE, Lamarr	24-24	897	37.4	127-351	.362	40-125	.320	78-112	.696	15	82	97	4.0	39	0	107	79	3	20	372	15.5
25	DEMERY, James	17-15	540	31.8	84-203	.414	4-22	.182	69-116	.595	23	88	111	6.5	43	1	26	53	9	9	241	14.2
02	BROWN, Charlie	28-27	953	34.0	115-306	.376	64-168	.381	65-79	.823	31	114	145	5.2	59	0	29	28	21	23	359	12.8
15	CLOVER, Chris	27-15	575	21.3	72-191	.377	20-62	.323	35-54	.648	13	43	56	2.1	55	1	25	29	1	14	199	7.4
05	ROBINSON, Nick	28-17	659	23.5	49-137	.358	9-41	.220	41-74	.554	26	80	106	3.8	69	1	48	46	15	12	148	5.3
20	CASPER, Brendan	28-2	486	17.4	54-117	.462	4-22	.182	27-38	.711	23	62	85	3.0	67	2	38	23	0	23	139	5.0
23	LODGE, Markell	28-28	497	17.8	61-79	.772	0-0	.000	12-33	.364	48	68	116	4.1	58	1	2	10	28	6	134	4.8
34	BAUMANN, Javon	27-0	349	12.9	30-47	.638	0-0	.000	15-40	.375	47	47	94	3.5	46	1	1	15	19	8	75	2.8
32	WILLIAMS, Jai	24-0	242	10.1	23-33	.697	0-0	.000	17-28	.607	19	30	49	2.0	34	0	0	14	3	5	63	2.6
03	BOOTH, Michael	6-0	10	1.7	1-4	.250	1-2	.500	0-0	.000	1	2	3	0.5	0	0	0	1	0	0	3	0.5
10	BLOUNT, Gerald	9-0	17	1.9	0-2	.000	0-0	.000	3-4	.750	2	1	3	0.3	3	0	0	3	0	1	3	0.3
21	THOMPSON, Kyle	6-0	12	2.0	0-2	.000	0-0	.000	1-4	.250	1	2	3	0.5	0	0	1	2	0	0	1	0.2
11	FREEMAN, Toliver	1-0	1	1.0	0-1	.000	0-1	.000	0-0	.000	0	0	0	0.0	0	0	0	0	0	0	0	0.0
13	VEGA, Christian	3-0	4	1.3	0-2	.000	0-1	.000	0-0	.000	0	1	1	0.3	1	0	0	0	0	0	0	0.0
22	EDWARDS, Lorenzo	1-0	4	4.0	0-1	.000	0-1	.000	0-0	.000	1	0	1	1.0	0	0	0	1	0	1	0	0.0
Team											48	51	99		3		7					
Total.....		28	5650		692-1639	.422	161-493	.327	435-667	.652	318	708	1026	36.6	497	7	319	337	101	137	1980	70.7
Opponents.....		28	5650		712-1637	.435	265-729	.364	378-519	.728	261	742	1003	35.8	576	-	411	353	72	162	2067	73.8

TEAM STATISTICS	SJU	OPP	Date	Opponent	Score	Att.
SCORING	1980	2067	11/12/16	TOLEDO	w 77-76	4200
Points per game	70.7	73.8	11/14/16	COLUMBIA	w 85-65	3543
Scoring margin	-3.1	-	11/18/16	vs Loyola Chicago	w 71-57	512
FIELD GOALS-ATT	692-1639	712-1637	11/20/16	vs Ole Miss	L 68-81	2755
Field goal pct	.422	.435	11/21/16	vs NC State	L 63-73	2699
3 POINT FG-ATT	161-493	265-729	11/30/16	TEMPLE	L 72-78	4200
3-point FG pct	.327	.364	12/03/16	at Villanova	L 57-88	6500
3-pt FG made per game	5.8	9.5	12/11/16	at Drexel	w 72-71	1252
FREE THROWS-ATT	435-667	378-519	12/14/16	at Princeton	w 76-68	2360
Free throw pct	.652	.728	12/18/16	at Illinois State	L 72-81	3924
F-Throws made per game	15.5	13.5	12/22/16	LAFAYETTE	w 92-63	3411
REBOUNDS	1026	1003	* 12/30/16	GEORGE WASHINGTON	w 68-63	4200
Rebounds per game	36.6	35.8	* 01/03/17	at Rhode Island	L 58-88	3880
Rebounding margin	+0.8	-	* 01/07/17	at Fordham	w 70-55	2575
ASSISTS	319	411	* 01/10/17	GEORGE MASON	L 67-75	3051
Assists per game	11.4	14.7	* 01/14/17	RICHMOND	L 66-70	4051
TURNOVERS	337	353	* 01/18/17	at Massachusetts	L 57-62	2370
Turnovers per game	12.0	12.6	01/21/17	PENN	w 78-71	8590
Turnover margin	+0.6	-	* 01/24/17	at St. Bonaventure	L 63-67	3961
Assist/turnover ratio	0.9	1.2	* 01/28/17	LA SALLE	w 73-72	4200
STEALS	137	162	* 01/31/17	DAVIDSON	L 60-75	3461
Steals per game	4.9	5.8	* 02/04/17	FORDHAM	Lo2 83-86	4200
BLOCKS	101	72	* 02/07/17	at Dayton	L 70-77	12612
Blocks per game	3.6	2.6	* 02/11/17	MASSACHUSETTS	L 76-87	4200
ATTENDANCE	55050	62516	* 02/14/17	at VCU	L 81-91	7637
Home games-Avg/Game	13-4235	12-4712	* 02/18/17	at La Salle	L 68-83	3400
Neutral site-Avg/Game	-	3-1989	* 02/22/17	ST. BONAVENTURE	L 77-83	3743
			* 02/25/17	at Saint Louis	L 60-61	6079

Score by Periods	1st	2nd	OT	OT2	Totals
Saint Joseph's	969	992	11	8	1980
Opponents	991	1054	11	11	2067

* - Conference game



Saint Joseph's Basketball
Saint Joseph's Season Box Score (as of Feb 25, 2017)
Conference games



RECORD:	OVERALL	HOME	AWAY	NEUTRAL
ALL GAMES	3-13	2-6	1-7	0-0
CONFERENCE	3-13	2-6	1-7	0-0
NON-CONFERENCE	0-0	0-0	0-0	0-0

##	Player	gp-gs	min	avg	Total		3-Point		F-Throw		Rebounds					pf	dq	a	to	blk	stl	pts	avg
					fg-fga	fg%	3fg-fga	3fg%	ft-fa	ft%	off	def	tot	avg									
00	KIMBLE, Lamarr	12-12	467	38.9	61-176	.347	21-63	.333	41-58	.707	4	42	46	3.8	24	0	53	49	1	12	184	15.3	
25	DEMERY, James	15-13	475	31.7	76-180	.422	4-19	.211	59-102	.578	20	77	97	6.5	38	1	24	47	6	8	215	14.3	
02	BROWN, Charlie	16-15	579	36.2	69-189	.365	39-104	.375	44-54	.815	21	59	80	5.0	33	0	17	20	16	12	221	13.8	
01	NEWKIRK, Shavar	1-1	18	18.0	2-6	.333	0-2	.000	6-6	1.000	0	1	1	1.0	0	0	2	1	0	3	10	10.0	
15	CLOVER, Chris	15-14	393	26.2	49-128	.383	16-42	.381	30-42	.714	8	29	37	2.5	33	1	23	12	1	6	144	9.6	
20	CASPER, Brendan	16-2	286	17.9	36-77	.468	2-12	.167	14-23	.609	15	32	47	2.9	37	1	30	13	0	11	88	5.5	
05	ROBINSON, Nick	16-7	402	25.1	28-74	.378	3-17	.176	23-45	.511	14	43	57	3.6	40	1	32	27	9	6	82	5.1	
23	LODGE, Markell	16-16	285	17.8	37-44	.841	0-0	.000	5-14	.357	27	41	68	4.3	34	1	1	5	16	5	79	4.9	
32	WILLIAMS, Jai	14-0	165	11.8	15-22	.682	0-0	.000	9-14	.643	14	21	35	2.5	21	0	0	11	3	5	39	2.8	
34	BAUMANN, Javon	15-0	165	11.0	14-22	.636	0-0	.000	7-20	.350	19	21	40	2.7	22	1	0	12	12	6	35	2.3	
03	BOOTH, Michael	2-0	3	1.5	0-0	.000	0-0	.000	0-0	.000	0	1	1	0.5	0	0	0	1	0	0	0	0.0	
21	THOMPSON, Kyle	2-0	3	1.5	0-1	.000	0-0	.000	0-0	.000	1	1	2	1.0	0	0	0	1	0	0	0	0.0	
10	BLOUNT, Gerald	6-0	9	1.5	0-1	.000	0-0	.000	0-0	.000	0	1	1	0.2	3	0	0	3	0	0	0	0.0	
Team											33	28	61		2		3						
Total.....		16	3250		387-920	.421	85-259	.328	238-378	.630	176	397	573	35.8	287	6	182	205	64	74	1097	68.6	
Opponents.....		16	3250		401-925	.434	146-401	.364	247-330	.748	149	426	575	35.9	326	-	231	197	38	110	1195	74.7	

Score by Periods	1st	2nd	OT	OT2	Totals
Saint Joseph's	531	547	11	8	1097
Opponents	567	606	11	11	1195



Saint Joseph's Basketball
Saint Joseph's Points-Rebounds-Assists (as of Feb 25, 2017)
All games



Opponent	Date	Score		00	01	02	03	05	10	11
				KIMBLE,LAM	NEWKIRK,SH	BROWN,CHAR	BOOTH,MICH	ROBINSON,N	BLOUNT,GER	FREEMAN,TO
TOLEDO	11/12/16	77-76	w	16-2-3	28-7-3	5-4-2	DNP	7-3-0	DNP	DNP
COLUMBIA	11/14/16	85-65	w	19-3-8	17-3-4	15-5-1	0-0-0	5-5-3	2-1-0	DNP
vs Loyola Chicago	11/18/16	71-57	w	26-3-1	20-2-1	9-6-1	DNP	3-5-3	DNP	DNP
vs Ole Miss	11/20/16	68-81	L	10-7-4	21-3-6	13-4-0	DNP	4-5-3	DNP	DNP
vs NC State	11/21/16	63-73	L	3-4-2	23-6-5	14-5-1	DNP	5-5-0	DNP	DNP
TEMPLE	11/30/16	72-78	L	12-6-9	22-7-5	9-7-1	DNP	11-3-2	DNP	DNP
at Villanova	12/03/16	57-88	L	15-4-4	11-2-4	8-5-0	0-0-0	7-1-1	0-1-0	DNP
at Drexel	12/11/16	72-71	w	16-4-1	27-7-4	7-1-2	DNP	2-1-0	DNP	DNP
at Princeton	12/14/16	76-68	w	17-8-9	19-8-0	12-7-0	DNP	4-3-1	DNP	DNP
at Illinois State	12/18/16	72-81	L	9-3-6	21-7-4	14-4-1	3-0-0	9-7-0	DNP	DNP
LAFAYETTE	12/22/16	92-63	w	22-4-2	24-4-4	13-8-3	0-2-0	7-8-3	1-0-0	0-0-0
GEORGE WASHINGTON	12/30/16	68-63	w	13-1-5	10-1-2	13-4-2	DNP	8-2-0	DNP	DNP
at Rhode Island	01/03/17	58-88	L	8-3-4	DNP	11-3-1	0-1-0	1-4-2	0-0-0	DNP
at Fordham	01/07/17	70-55	w	12-9-6	DNP	0-4-0	0-0-0	5-3-3	0-0-0	DNP
GEORGE MASON	01/10/17	67-75	L	18-1-1	DNP	17-6-2	DNP	0-3-1	DNP	DNP
RICHMOND	01/14/17	66-70	L	17-3-4	DNP	13-5-0	DNP	14-8-2	DNP	DNP
at Massachusetts	01/18/17	57-62	L	9-7-3	DNP	11-6-0	DNP	0-3-3	DNP	DNP
PENN	01/21/17	78-71	w	23-3-5	DNP	19-9-0	DNP	2-3-0	DNP	DNP
at St. Bonaventure	01/24/17	63-67	L	14-5-5	DNP	13-4-1	DNP	4-6-2	DNP	DNP
LA SALLE	01/28/17	73-72	w	14-4-1	DNP	15-2-1	DNP	1-2-3	DNP	DNP
DAVIDSON	01/31/17	60-75	L	18-3-4	DNP	14-5-1	DNP	4-2-0	DNP	DNP
FORDHAM	02/04/17	83-86	L	24-5-4	DNP	22-8-1	DNP	7-5-4	DNP	DNP
at Dayton	02/07/17	70-77	L	25-0-10	DNP	17-5-1	DNP	4-7-3	0-1-0	DNP
MASSACHUSETTS	02/11/17	76-87	L	12-5-6	DNP	15-8-1	DNP	10-4-2	DNP	DNP
at VCU	02/14/17	81-91	L	DNP	DNP	19-5-1	DNP	7-2-4	0-0-0	DNP
at La Salle	02/18/17	68-83	L	DNP	DNP	13-6-2	DNP	10-1-1	DNP	DNP
ST. BONAVENTURE	02/22/17	77-83	L	DNP	DNP	12-4-1	DNP	7-4-2	0-0-0	DNP
at Saint Louis	02/25/17	60-61	L	DNP	DNP	16-5-2	DNP	0-1-0	0-0-0	DNP

Opponent	Date	Score		13	15	20	21	22	23	25
				VEGA,CHRIS	CLOVER,CHR	CASPER,BRE	THOMPSON,K	EDWARDS,LO	LODGE,MARK	DEMERY,JAM
TOLEDO	11/12/16	77-76	w	DNP	0-0-0	0-0-0	DNP	DNP	4-1-1	11-8-0
COLUMBIA	11/14/16	85-65	w	0-0-0	11-2-0	7-2-0	1-0-0	0-1-0	1-3-0	DNP
vs Loyola Chicago	11/18/16	71-57	w	DNP	0-3-0	6-3-0	DNP	DNP	3-4-0	DNP
vs Ole Miss	11/20/16	68-81	L	DNP	8-0-0	0-2-1	DNP	DNP	8-2-0	DNP
vs NC State	11/21/16	63-73	L	DNP	2-5-0	2-5-0	DNP	DNP	4-6-0	DNP
TEMPLE	11/30/16	72-78	L	DNP	2-1-0	2-2-0	DNP	DNP	9-5-0	DNP
at Villanova	12/03/16	57-88	L	0-0-0	5-3-1	2-2-0	0-0-0	DNP	6-10-0	DNP
at Drexel	12/11/16	72-71	w	DNP	1-2-1	10-4-2	DNP	DNP	3-2-0	DNP
at Princeton	12/14/16	76-68	w	DNP	4-1-0	8-7-1	DNP	DNP	8-9-0	DNP
at Illinois State	12/18/16	72-81	L	DNP	2-1-0	9-4-2	0-0-1	DNP	2-0-0	DNP
LAFAYETTE	12/22/16	92-63	w	0-1-0	10-0-0	5-6-1	0-1-0	DNP	5-4-0	DNP
GEORGE WASHINGTON	12/30/16	68-63	w	DNP	7-1-0	2-1-1	DNP	DNP	2-6-0	9-4-4
at Rhode Island	01/03/17	58-88	L	DNP	4-3-0	2-2-1	0-1-0	DNP	10-2-0	17-8-1
at Fordham	01/07/17	70-55	w	DNP	6-3-2	10-5-5	0-1-0	DNP	10-7-0	27-6-1
GEORGE MASON	01/10/17	67-75	L	DNP	4-1-0	10-4-1	DNP	DNP	0-0-0	16-6-0
RICHMOND	01/14/17	66-70	L	DNP	9-0-1	2-6-1	DNP	DNP	2-2-0	5-8-1
at Massachusetts	01/18/17	57-62	L	DNP	5-2-3	2-0-0	DNP	DNP	11-9-1	19-11-0
PENN	01/21/17	78-71	w	DNP	10-1-0	0-1-1	DNP	DNP	2-2-0	15-6-2
at St. Bonaventure	01/24/17	63-67	L	DNP	4-3-1	5-1-2	DNP	DNP	2-5-0	13-4-2
LA SALLE	01/28/17	73-72	w	DNP	21-1-5	0-0-0	DNP	DNP	4-1-0	13-10-4
DAVIDSON	01/31/17	60-75	L	DNP	7-3-1	5-8-2	DNP	DNP	7-6-0	4-5-0
FORDHAM	02/04/17	83-86	L	DNP	8-3-1	0-2-2	DNP	DNP	3-7-0	14-5-3
at Dayton	02/07/17	70-77	L	DNP	DNP	8-9-0	DNP	DNP	8-8-0	DNP
MASSACHUSETTS	02/11/17	76-87	L	DNP	7-3-1	8-2-1	DNP	DNP	7-2-0	8-2-0
at VCU	02/14/17	81-91	L	DNP	21-3-2	13-1-2	DNP	DNP	0-2-0	17-11-0
at La Salle	02/18/17	68-83	L	DNP	13-2-0	4-2-3	DNP	DNP	2-2-0	18-7-5
ST. BONAVENTURE	02/22/17	77-83	L	DNP	11-4-3	11-1-2	DNP	DNP	10-6-0	21-6-2
at Saint Louis	02/25/17	60-61	L	DNP	17-5-3	6-3-7	DNP	DNP	1-3-0	14-4-1



Saint Joseph's Basketball
Saint Joseph's Points-Rebounds-Assists (as of Feb 25, 2017)
All games



Opponent	Date	Score		32	34
				WILLIAMS,J	BAUMANN,JA
TOLEDO	11/12/16	77-76	w	3-0-0	3-5-0
COLUMBIA	11/14/16	85-65	w	3-1-0	4-6-0
vs Loyola Chicago	11/18/16	71-57	w	DNP	4-3-0
vs Ole Miss	11/20/16	68-81	L	0-1-0	4-5-0
vs NC State	11/21/16	63-73	L	6-2-0	4-4-1
TEMPLE	11/30/16	72-78	L	DNP	5-4-0
at Villanova	12/03/16	57-88	L	2-0-0	1-0-0
at Drexel	12/11/16	72-71	w	0-3-0	6-9-0
at Princeton	12/14/16	76-68	w	2-1-0	2-7-0
at Illinois State	12/18/16	72-81	L	1-0-0	2-3-0
LAFAYETTE	12/22/16	92-63	w	4-2-0	1-2-0
GEORGE WASHINGTON	12/30/16	68-63	w	DNP	4-5-0
at Rhode Island	01/03/17	58-88	L	2-1-0	3-6-0
at Fordham	01/07/17	70-55	w	0-1-0	0-1-0
GEORGE MASON	01/10/17	67-75	L	0-0-0	2-2-0
RICHMOND	01/14/17	66-70	L	2-2-0	2-4-0
at Massachusetts	01/18/17	57-62	L	DNP	0-4-0
PENN	01/21/17	78-71	w	3-4-0	4-6-0
at St. Bonaventure	01/24/17	63-67	L	6-2-0	2-0-0
LA SALLE	01/28/17	73-72	w	5-8-0	DNP
DAVIDSON	01/31/17	60-75	L	0-2-0	1-1-0
FORDHAM	02/04/17	83-86	L	5-0-0	0-1-0
at Dayton	02/07/17	70-77	L	8-1-0	0-0-0
MASSACHUSETTS	02/11/17	76-87	L	1-2-0	8-4-0
at VCU	02/14/17	81-91	L	2-4-0	2-2-0
at La Salle	02/18/17	68-83	L	1-1-0	7-2-0
ST. BONAVENTURE	02/22/17	77-83	L	3-3-0	2-5-0
at Saint Louis	02/25/17	60-61	L	4-8-0	2-3-0



Saint Joseph's Basketball
Saint Joseph's Team Game-by-Game (as of Feb 25, 2017)
All games




TEAM STATISTICS

Opponent	Date	Score		Total		3-Pointers		Free throws		Rebounds				pf	a	t/o	blk	stl	pts	avg
				fg-fga	pct	3fg-fga	pct	ft-fga	pct	off	def	tot	avg							
TOLEDO	11/12/16	77-76	W	27-60	.450	6-14	.429	17-28	.607	9	23	32	32.0	20	9	13	5	5	77	77.0
COLUMBIA	11/14/16	85-65	W	32-58	.552	7-23	.304	14-21	.667	9	26	35	33.5	15	16	8	5	7	85	81.0
vs Loyola Chicago	11/18/16	71-57	W	21-51	.412	7-17	.412	22-29	.759	8	24	32	33.0	16	6	15	1	7	71	77.7
vs Ole Miss	11/20/16	68-81	L	25-55	.455	8-22	.364	10-22	.455	7	26	33	33.0	19	14	13	0	8	68	75.2
vs NC State	11/21/16	63-73	L	24-73	.329	5-22	.227	10-12	.833	22	21	43	35.0	17	9	8	4	6	63	72.8
TEMPLE	11/30/16	72-78	L	25-60	.417	12-23	.522	10-16	.625	11	25	36	35.2	14	17	9	5	3	72	72.7
at Villanova	12/03/16	57-88	L	21-62	.339	5-15	.333	10-13	.769	12	22	34	35.0	12	10	12	0	2	57	70.4
at Drexel	12/11/16	72-71	W	25-60	.417	3-18	.167	19-30	.633	11	25	36	35.1	24	10	11	4	4	72	70.6
at Princeton	12/14/16	76-68	W	26-67	.388	4-17	.235	20-26	.769	19	39	58	37.7	21	11	10	6	5	76	71.2
at Illinois State	12/18/16	72-81	L	23-55	.418	8-25	.320	18-23	.783	11	21	32	37.1	16	14	14	2	3	72	71.3
LAFAYETTE	12/22/16	92-63	W	35-67	.522	6-19	.316	16-26	.615	12	32	44	37.7	16	13	12	2	10	92	73.2
GEORGE WASHINGTON	12/30/16	68-63	W	27-58	.466	5-14	.357	9-19	.474	8	21	29	37.0	9	14	3	7	7	68	72.8
at Rhode Island	01/03/17	58-88	L	22-51	.431	2-8	.250	12-25	.480	11	28	39	37.2	15	9	17	5	3	58	71.6
at Fordham	01/07/17	70-55	W	28-53	.528	4-13	.308	10-18	.556	9	34	43	37.6	11	17	16	2	6	70	71.5
GEORGE MASON	01/10/17	67-75	L	27-64	.422	5-21	.238	8-12	.667	12	17	29	37.0	16	5	14	2	4	67	71.2
RICHMOND	01/14/17	66-70	L	21-61	.344	4-17	.235	20-29	.690	14	27	41	37.2	21	9	17	5	4	66	70.9
at Massachusetts	01/18/17	57-62	L	19-59	.322	4-16	.250	15-20	.750	11	32	43	37.6	14	10	16	5	5	57	70.1
PENN	01/21/17	78-71	W	21-51	.412	5-19	.263	31-43	.721	11	27	38	37.6	20	8	7	3	3	78	70.5
at St. Bonaventure	01/24/17	63-67	L	25-60	.417	7-22	.318	6-12	.500	13	22	35	37.5	19	13	10	3	3	63	70.1
LA SALLE	01/28/17	73-72	W	25-52	.481	9-17	.529	14-25	.560	5	27	32	37.2	22	14	13	2	4	73	70.2
DAVIDSON	01/31/17	60-75	L	21-61	.344	3-10	.300	15-25	.600	16	21	37	37.2	16	8	10	1	3	60	69.8
FORDHAM	02/04/17	83-86	Lot	24-63	.381	11-23	.478	24-40	.600	15	29	44	37.5	21	15	16	6	7	83	70.4
at Dayton	02/07/17	70-77	L	25-58	.431	8-26	.308	12-13	.923	9	22	31	37.2	14	14	10	3	2	70	70.3
MASSACHUSETTS	02/11/17	76-87	L	24-59	.407	6-18	.333	22-32	.688	17	23	40	37.3	26	11	10	5	2	76	70.6
at VCU	02/14/17	81-91	L	28-57	.491	4-9	.444	21-30	.700	9	24	33	37.2	27	9	15	4	7	81	71.0
at La Salle	02/18/17	68-83	L	25-56	.446	2-11	.182	16-22	.727	5	20	25	36.7	12	11	11	2	6	68	70.9
ST. BONAVENTURE	02/22/17	77-83	L	28-60	.467	3-18	.167	18-27	.667	14	22	36	36.7	25	10	15	7	4	77	71.1
at Saint Louis	02/25/17	60-61	L	18-48	.375	8-16	.500	16-29	.552	8	28	36	36.6	19	13	12	5	7	60	70.7
Saint Joseph's		1980		692-1639	.422	161-493	.327	435-667	.652	318	708	1026	36.6	497	319	337	101	137	1980	70.7
Opponents		2067		712-1637	.435	265-729	.364	378-519	.728	261	742	1003	35.8	576	411	353	72	162	2067	73.8

Games played: 28
Points/game: 70.7
FG Pct: 42.2
3FG Pct: 32.7
FT Pct: 65.2

Rebounds/game: 36.6
Assists/game: 11.4
Turnovers/game: 12.0
Assist/turnover ratio: 0.9
Steals/game: 4.9
Blocks/game: 3.6



JAVON BAUMANN

Grad. Student • Forward • 6-8 • 255
Solms-Oberbiel, Germany
Theodor-Heus School

Overall Stats: 2.8 ppg, 3.5 rpg, 0.7 bpg
Atlantic 10 Stats: 2.3 ppg, 2.7 rpg, 0.8 bpg

34

2016-17:

- Pulled down 5 rebounds vs. St. Bonaventure
- Scored seven points at La Salle
- Had season-high 8 pts and season-high 3 blocks vs. UMass
- Grabbed 6 rebounds vs. Penn
- Pulled down 7 rebounds at Princeton
- Posted career-high 9 rebounds and added 6 points at Drexel
- Pulled down 5 rebounds vs. Ole Miss
- Recorded 6 rebounds and added 2 blocks vs. Columbia
- Pulled down 5 rebounds vs. Toledo
- Chosen as team tri-captain

High School/Personal:

- Played for the Licher Baeren team in Germany's Pro-B League
- Member of SJU Athletic Director's and A-10 Commissioner's Honor Rolls for Spring 2016
- Graduated with food marketing degree in December 2015
- Currently attending graduate school and pursuing an MBA in international business

2016-17 Game-by-Game

OPPONENT	MIN	FG-A	3PT-A	FT-A	OR	DR	TR	F	A	TO	BL	S	PT
Toledo	15	1-3	0-0	1-3	3	2	5	3	0	1	0	0	3
Columbia	16	2-2	0-0	0-1	1	5	6	1	0	0	2	0	4
Loyola-Chicago	25	1-2	0-0	2-5	3	0	3	1	0	0	0	1	4
Ole Miss	11	2-2	0-0	0-0	2	3	5	3	0	1	0	0	4
NC State	18	2-3	0-0	0-0	2	2	4	1	1	0	1	1	4
Temple	15	2-3	0-0	1-2	2	2	4	1	0	0	1	0	5
Villanova	11	0-0	0-0	1-2	0	0	0	2	0	1	0	0	1
Drexel	22	3-3	0-0	0-1	5	4	9	3	0	0	2	0	6
Princeton	13	1-3	0-0	0-2	4	3	7	3	0	0	0	0	2
Illinois State	15	1-2	0-0	0-0	2	1	3	1	0	0	1	0	2
Lafayette	10	0-1	0-0	1-2	0	2	2	1	0	0	0	0	1
George Washington	16	2-4	0-0	0-2	2	3	5	3	0	0	2	0	4
Rhode Island	11	1-3	0-0	1-2	4	2	6	1	0	0	2	0	3
Fordham	13	0-0	0-0	0-0	0	1	1	0	0	0	1	2	0
George Mason	23	1-1	0-0	0-0	1	1	2	2	0	2	1	2	2
Richmond	7	1-1	0-0	0-0	2	2	4	5	0	2	0	0	2
Massachusetts	13	0-0	0-0	0-0	1	3	4	1	0	1	1	1	0
Penn	13	1-1	0-0	2-2	4	2	6	4	0	0	0	0	4
St. Bonaventure	10	1-1	0-0	0-2	0	0	0	0	0	1	0	0	2
La Salle		Did Not Play											
Davidson	10	0-0	0-0	1-2	1	0	1	2	0	2	0	0	1
Fordham	5	0-0	0-0	0-0	0	1	1	1	0	1	0	0	0
Dayton	5	0-0	0-0	0-0	0	0	0	0	0	0	0	0	0
Massachusetts	12	3-3	0-0	2-4	3	1	4	3	0	2	3	0	8
VCU	7	0-1	0-0	2-2	0	2	2	1	0	0	1	1	2
La Salle	14	3-3	0-0	1-1	1	1	2	1	0	1	1	0	7
St. Bonaventure	7	1-3	0-0	0-2	4	1	5	1	0	0	0	0	2
Saint Louis	12	1-2	0-0	0-3	0	3	3	1	0	0	0	0	2
Rhode Island													
Duquesne													

* Denotes game started



BRENDAN CASPER

Senior • Forward • 6-6 • 215
Audubon, Pa.
Methacton

Overall Stats: 5.0 ppg, 3.0 rpg, 1.4 apg
Atlantic 10 Stats: 5.5 ppg, 2.9 rpg, 1.9 apg

20

2016-17:

- Dished out career-high seven assists at Saint Louis
- Scored 11 points vs. St. Bonaventure
- Scored career-high 13 pts (6-of-9 FG) at VCU
- Had 8 points and matched career-high 9 rebounds in career-high 35 minutes in second career start at Dayton
- Made first collegiate start against Fordham
- Pulled down team-high eight rebounds vs. Davidson
- Hit for 10 pts vs. George Mason
- Scored 10 pts and added career-high 5 assists at Fordham
- Scored 9 points at Illinois State
- Scored 10 points at Drexel
- Chosen as team tri-captain
- Received a scholarship for the entire academic year

High School/Personal:

- Named to SJU Athletic Director's Honor Roll for both semesters last year and to A-10 Commissioner's Honor Roll for Spring 2016
- Made the Hawks' squad as a walk-on in 2013-14 and received a scholarship for Spring 2016
- 2013 Pottstown Area Player of the Year
- Averaged 20.0 points and 10.0 rebounds per game as a senior
- Father, Rob, played basketball under Phil Martelli at Bishop Kenrick
- Business administration major

2016-17 Game-by-Game

OPPONENT	MIN	FG-A	3PT-A	FT-A	OR	DR	TR	F	A	TO	BL	S	PT
Toledo	2	0-0	0-0	0-0	0	0	0	0	0	0	0	0	0
Columbia	23	3-4	1-1	0-0	0	2	2	2	0	1	0	1	7
Loyola-Chicago	22	1-2	0-1	4-5	0	3	3	4	0	1	0	1	6
Ole Miss	18	0-3	0-1	0-0	0	2	2	3	1	2	0	1	0
NC State	13	1-5	0-2	0-0	2	3	5	3	0	0	0	1	2
Temple	19	1-3	0-1	0-0	1	1	2	3	0	1	0	0	2
Villanova	18	1-4	0-1	0-0	0	2	2	0	0	0	0	0	2
Drexel	23	3-4	0-0	4-4	0	4	4	5	2	0	0	2	10
Princeton	20	2-4	0-0	4-5	3	4	7	3	1	3	0	0	8
Illinois State	18	4-5	1-1	0-0	0	4	4	3	2	0	0	0	9
Lafayette	17	2-5	0-2	1-1	2	4	6	3	1	1	0	2	5
George Washington	11	1-1	0-0	0-1	0	1	1	2	1	0	0	0	2
Rhode Island	10	0-2	0-1	2-3	0	2	2	1	1	0	0	1	2
Fordham	21	4-6	0-1	2-2	2	3	5	1	5	1	0	1	10
George Mason	22	5-9	0-1	0-0	2	2	4	3	1	0	0	1	10
Richmond	22	1-5	0-0	0-2	0	6	6	3	1	0	0	1	2
Massachusetts	7	1-2	0-0	0-0	0	0	0	1	0	1	0	1	2
Penn	7	0-1	0-0	0-0	0	1	1	1	1	1	0	2	0
St. Bonaventure	11	2-4	1-2	0-1	1	0	1	3	2	2	0	0	5
La Salle	5	0-0	0-0	0-2	0	0	0	0	0	0	0	0	0
Davidson	22	1-5	0-1	3-4	4	4	8	4	2	0	0	0	5
Fordham*	11	0-4	0-1	0-0	0	2	2	2	2	1	0	1	0
Dayton*	35	3-9	0-3	2-2	3	6	9	4	0	1	0	0	8
Massachusetts	19	3-5	0-0	2-2	2	0	2	4	1	0	0	0	8
VCU	22	6-9	0-0	1-2	0	1	1	2	2	3	0	0	13
La Salle	24	2-3	0-0	0-0	0	2	2	1	3	1	0	1	4
St. Bonaventure	21	5-6	1-1	0-0	0	1	1	5	2	3	0	2	11
Saint Louis	23	2-7	0-1	2-2	1	2	3	1	7	0	0	2	6
Rhode Island													
Duquesne													

* Denotes game started



MICHAEL BOOTH

Junior • Guard • 6-3 • 199
 Thornton, Pa.
 Bishop Shanahan

Overall Stats: 0.5 ppg, 0.5 rpg, 0.0 apg
 Atlantic 10 Stats: 0.0 ppg, 0.5 rpg, 0.0 apg

3

2016-17:

- Saw action at Fordham
- Pulled down a rebound at Rhode Island
- Pulled down career-high 2 rebs in career-high 3 min. vs. Lafayette
- Scored first career three-pointer at Illinois State
- Saw action at Villanova
- Made season debut vs. Columbia

High School/Personal:

- Named to both the SJU Athletic Director's and A-10 Commissioner's Honor Roll for both semesters last year
- Made the Hawks' squad as a walk-on in 2014-15
- 2014 All-Ches-Mont League First Team and All-Area Second Team
- Holds school record for three-point field goals in a season with 55
- Grandson of SJU Hall of Famer Harry Booth, who was the Hawks' head coach from 1974 to 1978
- Pharmaceutical marketing major

2016-17 Game-by-Game

OPPONENT	MIN	FG-A	3PT-A	FT-A	OR	DR	TR	F	A	TO	BL	S	PT
Toledo													
Columbia	2	0-0	0-0	0-0	0	0	0	0	0	0	0	0	0
Loyola-Chicago													
Ole Miss													
NC State													
Temple													
Villanova	1	0-1	0-0	0-0	0	0	0	0	0	0	0	0	0
Drexel													
Princeton													
Illinois State	1	1-1	1-1	0-0	0	0	0	0	0	0	0	0	3
Lafayette	3	0-2	0-1	0-0	1	1	2	0	0	0	0	0	0
George Washington													
Rhode Island	2	0-0	0-0	0-0	0	1	1	0	0	1	0	0	0
Fordham	1	0-0	0-0	0-0	0	0	0	0	0	0	0	0	0
George Mason													
Richmond													
Massachusetts													
Penn													
St. Bonaventure													
La Salle													
Davidson													
Fordham													
Dayton													
Massachusetts													
VCU													
La Salle													
St. Bonaventure													
Saint Louis													
Rhode Island													
Duquesne													

* Denotes game started



JAMES DEMERY

Junior • Guard • 6-6 • 197
 Williamston, N.C.
 Northside Christian Academy

Overall Stats: 14.2 ppg, 6.5 rpg, 1.5 apg
 Atlantic 10 Stats: 14.3 ppg, 6.5 rpg, 1.6 apg

25

2016-17:

- Poured in 21 points and 6 rebounds vs. St. Bonaventure
- Poured in 18 points and added 7 rebounds at La Salle
- Registered third career double-double (17 pts, 11 rebs) at VCU
- Missed Dayton game due to illness
- Scored 14 pts in career-high 44 minutes vs. Fordham
- Posted second career double-double (13 pts, 10 rebs) vs. La Salle
- Had 15 points and 6 rebounds vs. Penn
- Had 19 pts and 11 rebs for first career double-double at UMass
- Pulled down 8 rebounds vs. Richmond
- Had 16 points and 6 rebounds vs. George Mason
- Hit career-high 27 pts (10-of-16 FG) at Fordham
- Poured in 17 pts and added 8 rebounds at Rhode Island
- Missed 10 games due to stress fracture in left foot
- Posted 11 points and matched career-high 8 rebounds vs. Toledo

High School/Personal:

- Averaged 18.0 points and 5.0 rebounds per game as a senior
- All-Conference and All-County selection
- Helped team to third straight NCISAA 2A title
- Criminal justice major

2016-17 Game-by-Game

OPPONENT	MIN	FG-A	3PT-A	FT-A	OR	DR	TR	F	A	TO	BL	S	PT
Toledo*	32	5-14	0-2	1-2	2	6	8	2	0	4	1	1	11
Columbia													
Loyola-Chicago													
Ole Miss													
NC State													
Temple													
Villanova													
Drexel													
Princeton													
Illinois State													
Lafayette													
George Washington	25	4-10	1-2	0-1	0	4	4	2	4	0	1	1	9
Rhode Island	24	7-13	0-2	3-4	1	7	8	3	1	1	1	0	17
Fordham*	38	10-16	2-3	5-8	1	5	6	1	1	3	1	0	27
George Mason*	34	7-16	1-2	1-2	1	5	6	5	0	5	0	0	16
Richmond*	29	2-13	0-4	1-2	1	7	8	1	1	6	1	1	5
Massachusetts*	36	5-14	0-1	9-14	4	7	11	4	0	1	0	0	19
Penn*	33	3-9	0-1	9-12	1	5	6	3	2	2	2	0	15
St. Bonaventure*	28	5-12	0-2	3-5	1	3	4	4	2	3	1	0	13
La Salle*	37	5-11	0-0	3-7	2	8	10	3	4	5	0	0	13
Davidson*	18	2-10	0-0	0-2	1	4	5	1	0	2	0	0	4
Fordham*	44	4-11	0-0	6-15	2	3	5	1	3	2	0	3	14
Dayton													
Massachusetts*	22	3-6	0-1	2-4	0	2	2	4	0	3	0	0	8
VCU*	30	6-13	0-0	5-7	2	9	11	4	0	6	0	0	17
La Salle*	38	5-10	0-0	8-10	1	6	7	1	5	4	0	1	18
St. Bonaventure*	35	6-11	0-1	9-11	2	4	6	0	2	5	0	0	21
Saint Louis*	37	5-14	0-1	4-10	1	3	4	4	1	1	1	2	14
Rhode Island													
Duquesne													

* Denotes game started



SHAVAR NEWKIRK

Junior • Guard • 6-0 • 180
New York, N.Y.
Cardinal Hayes

Overall Stats: 20.3 ppg, 4.8 rpg, 3.5 apg
Atlantic 10 Stats: 10.0 ppg, 1.0 rpg, 2.0 apg

1

2016-17:

- Will miss the rest of the 2016-17 season after suffering a torn ACL in his left knee vs. George Washington on December 30... Had been SJU's leading scorer up to that point
- Poured in 20-plus points 8 times in 12 games
- Netted 24 points vs. Lafayette
- Had 19 pts and career-high 8 rebs, 4 steals at Princeton
- Big 5 Co-Player of the Week (12/12) after performance at Drexel
- Hit game-winning three-pointer with 6.7 seconds to go en route to 27 points (career-high 10-of-16 FG), 7 rebs, and 4 assists at Drexel
- Hit for 22 points and added 7 rebs. and 5 assists vs. Temple
- Recorded 23 points, 6 rebounds, and 5 assists vs. NC State
- Had 21 points and season-high 6 assists vs. Ole Miss
- A-10 Co-Player of the Week (11/14) after performance vs. Toledo
- Registered career-high 28 pts and added 7 rebs vs. Toledo


High School/Personal:

- Two-time *N.Y. Daily News* Bronx Player of the Year
- Two-time All-City and All-CHSAA First Team honoree
- Averaged 17.0 points, 7.0 assists and 4.0 rebounds as a senior
- Led Cardinal Hayes to team's first Archdiocesan title in over 40 years
- Played his freshman year at Rice High School
- Accounting major

2016-17 Game-by-Game

OPPONENT	MIN	FG-A	3PT-A	FT-A	OR	DR	TR	F	A	TO	BL	S	PT
Toledo*	35	9-16	3-4	7-9	1	6	7	1	3	1	0	1	28
Columbia*	30	6-12	1-5	4-4	2	1	3	3	4	1	0	1	17
Loyola-Chicago*	36	5-12	1-2	9-10	0	2	2	1	1	2	0	1	20
Ole Miss*	35	7-11	1-3	6-10	1	2	3	3	6	2	0	3	21
NC State*	38	10-18	1-3	2-2	4	2	6	3	5	3	1	0	23
Temple*	38	7-15	4-6	4-4	2	5	7	3	5	3	0	0	22
Villanova*	33	3-15	2-4	3-4	1	1	2	2	4	3	0	0	11
Drexel*	39	10-16	0-3	7-10	3	4	7	2	4	1	1	0	27
Princeton*	37	4-16	1-6	10-11	2	6	8	1	0	1	0	4	19
Illinois State*	35	5-13	1-4	10-11	4	3	7	1	4	7	0	0	21
Lafayette*	30	8-13	4-6	4-4	0	4	4	0	4	1	0	2	24
George Washington*	18	2-6	0-2	6-6	0	1	1	0	2	1	0	3	10
Rhode Island				Did Not Play - Injured									
Fordham				Did Not Play - Injured									
George Mason				Did Not Play - Injured									
Richmond				Did Not Play - Injured									
Massachusetts				Did Not Play - Injured									
Penn				Did Not Play - Injured									
St. Bonaventure				Did Not Play - Injured									
La Salle				Did Not Play - Injured									
Davidson				Did Not Play - Injured									
Fordham				Did Not Play - Injured									
Dayton				Did Not Play - Injured									
Massachusetts				Did Not Play - Injured									
VCU				Did Not Play - Injured									
La Salle				Did Not Play - Injured									
St. Bonaventure				Did Not Play - Injured									
Saint Louis				Did Not Play - Injured									
Rhode Island				Did Not Play - Injured									
Duquesne				Did Not Play - Injured									

* Denotes game started



KYLE THOMPSON

Junior • Guard • 6-2 • 191
Mt. Laurel, N.J.
St. Joseph's Prep

Overall Stats: 0.2 ppg, 0.5 rpg, 0.2 apg
Atlantic 10 Stats: 0.0 ppg, 1.0 rpg, 0.0 apg

21

2016-17:

- Pulled down a rebound at Fordham
- Recorded a rebound at Rhode Island
- Pulled down a rebound in career-high 4 minutes vs. Lafayette
- Dished out an assist at Illinois State
- Saw action at Villanova
- Scored one point vs. Columbia

High School/Personal:

- Made the Hawks' squad as a walk-on in 2014-15
- All-Catholic League selection as a senior
- Averaged 12 ppg and led the team in rebounds, steals and assists
- Helped The Prep to state Final Four and Catholic League final
- Interdisciplinary health services major

2016-17 Game-by-Game

OPPONENT	MIN	FG-A	3PT-A	FT-A	OR	DR	TR	F	A	TO	BL	S	PT	
Toledo													Did Not Play	
Columbia	3	0-0	0-0	1-2	0	0	0	0	0	0	1	0	0	1
Loyola-Chicago													Did Not Play	
Ole Miss													Did Not Play	
NC State													Did Not Play	
Temple													Did Not Play	
Villanova	1	0-1	0-0	0-0	0	0	0	0	0	0	0	0	0	0
Drexel													Did Not Play	
Princeton													Did Not Play	
Illinois State	1	0-0	0-0	0-0	0	0	0	0	0	1	0	0	0	0
Lafayette	4	0-0	0-0	0-2	0	1	1	0	0	0	0	0	0	0
George Washington													Did Not Play	
Rhode Island	2	0-1	0-0	0-0	1	0	1	0	0	0	0	0	0	0
Fordham	1	0-0	0-0	0-0	0	1	1	0	0	1	0	0	0	0
George Mason													Did Not Play	
Richmond													Did Not Play	
Massachusetts													Did Not Play	
Penn													Did Not Play	
St. Bonaventure													Did Not Play	
La Salle													Did Not Play	
Davidson													Did Not Play	
Fordham													Did Not Play	
Dayton													Did Not Play	
Massachusetts													Did Not Play	
VCU													Did Not Play	
La Salle													Did Not Play	
St. Bonaventure													Did Not Play	
Saint Louis													Did Not Play	
Rhode Island													Did Not Play	
Duquesne													Did Not Play	

* Denotes game started



JAI WILLIAMS

Junior • Forward • 6-9 • 240
Philadelphia, Pa.
Philadelphia Electrical & Technical
Charter

32

Overall Stats: 2.6 ppg, 2.0 rpg, 0.2 spg
Atlantic 10 Stats: 2.8 ppg, 2.5 rpg, 0.4 spg

2016-17:

- Matched career-high 8 rebs at Saint Louis
- Pulled down 3 rebounds vs. St. Bonaventure
- Scored 8 pts on a perfect 4-of-4 shooting at Dayton
- Scored 5 points in 3 minutes vs. Fordham
- Had career-high 8 rebs and added 5 pts in career-high 25 min vs. La Salle
- Matched season-high 6 pts at St. Bonaventure
- Pulled down 4 rebounds vs. Penn
- Posted 4 points and 2 rebounds vs. Lafayette
- Pulled down three rebounds at Drexel
- Recorded season-high 6 points and added 2 rebounds vs. NC State
- Scored 3 points against both Toledo and Columbia

High School/Personal:

- Redshirted 2013-14 season
- 2013 McDonald's All-American nominee
- Two-time All-Public League selection
- Averaged 10.2 points as a senior
- Communication studies major

2016-17 Game-by-Game

OPPONENT	MIN	FG-A	3PT-A	FT-A	OR	DR	TR	F	A	TO	BL	S	PT
Toledo	5	1-1	0-0	1-2	0	0	0	1	0	1	0	0	3
Columbia	8	1-1	0-0	1-3	1	0	1	1	0	0	0	0	3
Loyola-Chicago				Did Not Play									
Ole Miss	10	0-0	0-0	0-0	0	1	1	2	0	0	0	0	0
NC State	10	1-2	0-0	4-4	2	0	2	1	0	0	0	0	6
Temple				Did Not Play									
Villanova	7	1-1	0-0	0-0	0	0	0	0	0	0	0	0	2
Drexel	8	0-1	0-0	0-0	0	3	3	2	0	1	0	0	0
Princeton	6	1-1	0-0	0-0	0	1	1	1	0	1	0	0	2
Illinois State	6	0-0	0-0	1-2	0	0	0	2	0	0	0	0	1
Lafayette	8	2-3	0-0	0-0	1	1	2	2	0	0	0	0	4
George Washington				Did Not Play									
Rhode Island	9	1-1	0-0	0-0	0	1	1	2	0	0	0	0	2
Fordham	2	0-1	0-0	0-0	1	0	1	0	0	0	0	0	0
George Mason	5	0-0	0-0	0-0	0	0	0	0	0	1	0	0	0
Richmond	7	1-2	0-0	0-1	2	0	2	1	0	0	0	0	2
Massachusetts				Did Not Play									
Penn	9	1-1	0-0	2-2	1	3	4	1	0	0	0	0	4
St. Bonaventure	15	3-4	0-0	0-0	0	2	2	0	0	0	0	1	6
La Salle	25	2-2	0-0	1-2	2	6	8	2	0	2	0	0	5
Davidson	8	0-0	0-0	0-0	0	2	2	2	0	1	0	0	0
Fordham	3	1-1	0-0	3-3	0	0	0	2	0	1	0	0	5
Dayton	15	4-4	0-0	0-0	1	0	1	1	0	1	0	0	8
Massachusetts	10	0-2	0-0	1-2	1	1	2	3	0	1	1	0	1
VCU	19	1-2	0-0	0-0	2	2	4	4	0	0	0	2	2
La Salle	19	0-0	0-0	1-2	0	1	1	0	0	2	0	0	1
St. Bonaventure	9	1-1	0-0	1-2	2	1	3	1	0	1	0	1	3
Saint Louis	19	1-2	0-0	2-2	3	5	8	3	0	1	2	1	4
Rhode Island													
Duquesne													

* Denotes game started



CHRIS CLOVER

Sophomore • Guard • 6-3 • 213
Philadelphia, Pa.
St. Joseph's Prep

15

Overall Stats: 7.4 ppg, 2.1 rpg, 0.9 apg
Atlantic 10 Stats: 9.6 ppg, 2.5 rpg, 1.5 apg

2016-17:

- Matched career-high 37 minutes and career-high 5 rebs at Saint Louis
- Played career-high 37 minutes vs. St. Bonaventure
- Scored 13 points at La Salle
- Matched career-high 21 pts at VCU
- Missed Dayton game due to illness
- Poured in career-high 21 points and dished out career-high 5 assists vs. La Salle
- Scored 10 points vs. Penn
- Scored 7 points, all in the second half, vs. George Washington
- Netted 10 points vs. Lafayette
- Had career-high 5 rebs vs. NC State
- Scored 8 points and added 2 steals vs. Ole Miss
- Scored 11 points vs. Columbia

High School/Personal:

- Philadelphia Catholic League MVP and All-League First Team pick
- Scored 20.7 points per game to rank fifth in the city in scoring
- All-State Class AAAA First Team, All-Southeastern Pennsylvania First Team, All-USA Pennsylvania First Team selection
- Selected as the 2015 Markward Club Boys Player of the Year
- Totalled 1,248 points, 405 rebounds and 117 assists in his career
- Business administration major

2016-17 Game-by-Game

OPPONENT	MIN	FG-A	3PT-A	FT-A	OR	DR	TR	F	A	TO	BL	S	PT
Toledo	9	0-2	0-0	0-0	0	0	0	3	0	1	0	2	0
Columbia	13	5-8	1-2	0-0	1	1	2	3	0	1	0	1	11
Loyola-Chicago	11	0-3	0-1	0-0	1	2	3	2	0	3	0	0	0
Ole Miss	15	3-7	2-4	0-1	0	0	0	0	0	3	0	2	8
NC State	20	1-7	0-3	0-0	2	3	5	0	0	1	0	0	2
Temple	13	1-5	0-2	0-0	0	1	1	0	0	0	0	1	2
Villanova	19	2-4	0-1	1-1	1	2	3	2	1	1	1	0	5
Drexel	13	0-2	0-2	1-3	0	2	2	2	1	2	0	1	1
Princeton	14	2-5	0-1	0-0	0	1	1	3	0	1	0	0	4
Illinois State	10	1-4	0-1	0-0	0	1	1	0	0	2	0	0	2
Lafayette	19	4-6	0-0	2-3	0	0	0	4	0	1	0	1	10
George Washington	13	3-4	1-2	0-0	0	1	1	0	0	1	0	0	7
Rhode Island*	24	1-5	0-2	2-2	1	2	3	3	0	1	0	0	4
Fordham*	26	2-5	0-2	2-4	1	2	3	1	2	0	0	0	6
George Mason*	13	1-4	1-2	1-2	1	0	1	1	0	0	0	0	4
Richmond*	18	2-4	1-2	4-5	0	0	0	3	1	1	0	0	9
Massachusetts*	20	2-7	0-2	1-1	0	2	2	1	3	0	0	0	5
Penn*	26	4-10	1-3	1-4	0	1	1	3	0	1	0	0	10
St. Bonaventure*	21	2-5	0-0	0-0	1	2	3	0	1	0	0	0	4
La Salle*	34	8-11	4-5	1-2	0	1	1	5	5	0	0	1	21
Davidson*	33	2-11	0-2	3-6	1	2	3	1	1	0	0	0	7
Fordham*	28	3-10	2-3	0-0	0	3	3	1	1	2	1	0	8
Dayton				Did Not Play - Illness									
Massachusetts*	26	1-7	0-2	5-7	2	1	3	2	1	0	0	1	7
VCU*	33	8-17	1-4	4-4	0	3	3	3	2	1	0	0	21
La Salle*	30	6-16	1-3	0-0	0	2	2	4	0	2	0	2	13
St. Bonaventure*	37	4-12	1-4	2-3	0	4	4	4	3	3	0	0	11
Saint Louis*	37	4-10	4-7	5-6	1	4	5	4	3	1	0	2	17
Rhode Island													
Duquesne													

* Denotes game started



LAMARR KIMBLE

Sophomore • Guard • 6-0 • 190
Philadelphia, Pa.
Neumann-Goretti

2015-16 Atlantic 10 All-Rookie Team

0

Overall Stats: 15.5 ppg, 4.0 rpg, 4.5 apg
Atlantic 10 Stats: 15.3 ppg, 3.8 rpg, 4.4 apg

2016-17:

- Will miss the rest of the 2016-17 season after suffering a fracture in the fifth metatarsal in his left foot vs. UMass on February 11... Had scored in double-digits 20 times in 24 games
- Had 25 pts and 10 assists for first career double-double at Dayton
- Poured in game-high 24 pts in career-high 50 minutes vs. Fordham
- Scored team-high 18 points in full 40 minutes vs. Davidson
- Hit game-winning shot with 15.8 seconds to go vs. La Salle... Was the second game-winner of his career
- Hit game-high 23 points in 40 minutes vs. Penn
- In back-to-back 40-min games, had 17 pts vs. Richmond, 18 vs. GM
- Had 12 pts, career-high 9 rebs, and six assists at Fordham
- Poured in 22 points vs. Lafayette
- Had 17 pts, 9 assists, and 8 rebs at Princeton
- Dished out 9 assists vs. Temple
- Had career-high 26 pts (10-of-17 FG, 5-of-8 3FG) vs. Loyola-Chicago
- Hit for 19 points and added 8 assists vs. Columbia
- Chosen as team tri-captain - second sophomore in three years and third in school history to earn the distinction in his second season

High School/Personal:

- 2015 All-Catholic League First Team selection, averaging 14.5 ppg
- PA Sportswriters All-State Class AAA First Team, All-USA PA First Team, and All-Southeastern PA Third Team selection
- Helped Neumann-Goretti to second straight PIAA Class AAA title
- Nickname is "Fresh"
- Communication studies major

2016-17 Game-by-Game

OPPONENT	MIN	FG-A	3PT-A	FT-A	OR	DR	TR	F	A	TO	BL	S	PT
Toledo*	36	6-14	1-3	3-6	1	1	2	1	3	3	0	0	16
Columbia*	31	7-16	0-7	5-6	0	3	3	1	8	1	0	0	19
Loyola-Chicago*	37	10-17	5-8	1-1	0	3	3	1	1	5	1	0	26
Ole Miss*	37	3-13	1-6	3-6	3	4	7	2	4	0	0	0	10
NC State*	38	1-15	1-7	0-0	1	3	4	0	2	1	0	1	3
Temple*	37	4-12	3-4	1-4	1	5	6	1	9	2	1	2	12
Villanova*	36	6-14	1-2	2-2	1	3	4	1	4	3	0	0	15
Drexel*	38	5-15	2-6	4-4	0	4	4	2	1	4	0	1	16
Princeton*	37	6-16	1-4	4-6	3	5	8	1	9	1	0	0	17
Illinois State*	34	3-13	1-7	2-3	0	3	3	2	6	2	0	1	9
Lafayette*	29	9-17	1-3	3-5	1	3	4	1	2	6	0	3	22
George Washington*	38	5-16	1-4	2-5	0	1	1	0	5	0	0	1	13
Rhode Island*	36	3-10	0-1	2-7	0	3	3	1	4	6	0	1	8
Fordham*	38	5-14	2-6	0-2	1	8	9	1	6	8	0	2	12
George Mason*	40	7-18	1-5	3-4	0	1	1	1	1	3	0	0	18
Richmond*	40	5-13	0-2	7-8	2	1	3	3	4	5	1	1	17
Massachusetts*	37	3-13	1-4	2-2	1	6	7	1	3	9	0	2	9
Penn*	40	6-13	2-5	9-11	0	3	3	2	5	2	0	0	23
St. Bonaventure*	40	5-15	3-8	1-2	0	5	5	4	5	2	0	1	14
La Salle*	34	5-15	3-5	1-1	0	4	4	4	1	3	0	0	14
Davidson*	40	7-16	1-3	3-3	0	3	3	2	4	3	0	2	18
Fordham*	50	7-18	3-8	7-9	0	5	5	3	4	4	0	1	24
Dayton*	40	7-18	4-10	7-8	0	0	0	2	10	3	0	0	25
Massachusetts*	34	2-10	2-7	6-7	0	5	5	2	6	3	0	1	12
VCU													Did Not Play - Injured
La Salle													Did Not Play - Injured
St. Bonaventure													Did Not Play - Injured
Saint Louis													Did Not Play - Injured
Rhode Island													
Duquesne													

* Denotes game started



MARKELL LODGE

Sophomore • Forward • 6-7 • 214
Creedmoor, N.C.
Pace Academy

Overall Stats: 4.8 ppg, 4.1 rpg, 1.0 bpg

Atlantic 10 Stats: 4.9 ppg, 4.3 rpg, 1.0 bpg

23

2016-17:

- Has started every game for the Hawks this season
- Had 10 points and 6 rebounds vs. St. Bonaventure
- Recorded 8 points and 8 rebounds at Dayton
- Pulled down 7 rebounds in career-high 36 minutes vs. Fordham
- Posted 7 points and 6 rebounds vs. Davidson
- Scored career-high 11 pts and added 9 rebs at UMass
- Had 10 points to go with 7 rebounds at Fordham
- Scored 10 points at Rhode Island
- Had 6 rebounds and 3 blocks vs. George Washington
- Had 8 pts, 9 rebounds, and career-high 3 blocks at Princeton
- Recorded career-high 10 rebounds at Villanova
- Scored 9 points and added 5 rebounds vs. Temple
- Scored 8 points (4-of-4 FG) vs. Ole Miss
- Made first collegiate start vs. Toledo

High School/Personal:

- Sat out the 2014-15 season to concentrate on academics
- Averaged 18.0 points, 8.0 rebounds and 3.0 blocks as a senior
- Two-time All-Conference selection and team MVP
- Played at Christian Faith Center Academy during his junior season
- Sports marketing major

2016-17 Game-by-Game

OPPONENT	MIN	FG-A	3PT-A	FT-A	OR	DR	TR	F	A	TO	BL	S	PT
Toledo*	19	2-2	0-0	0-0	1	0	1	3	1	1	2	0	4
Columbia*	16	0-0	0-0	1-2	0	3	3	0	0	0	2	0	1
Loyola-Chicago*	14	1-1	0-0	1-2	1	3	4	4	0	1	0	1	3
Ole Miss*	19	4-4	0-0	0-3	0	2	2	2	0	0	0	0	8
NC State*	12	2-6	0-0	0-0	6	0	6	1	0	1	1	0	4
Temple*	24	3-3	0-0	3-5	1	4	5	0	0	1	2	0	9
Villanova*	23	3-6	0-0	0-0	4	6	10	2	0	1	0	0	6
Drexel*	12	1-3	0-0	1-3	2	0	2	3	0	0	0	0	3
Princeton*	20	4-6	0-0	0-0	4	5	9	3	0	0	3	0	8
Illinois State*	15	1-1	0-0	0-0	0	0	0	3	0	0	1	0	2
Lafayette*	21	2-2	0-0	1-3	1	3	4	0	0	0	1	0	5
George Washington*	24	1-2	0-0	0-0	4	2	6	0	0	0	3	0	2
Rhode Island*	19	5-7	0-0	0-0	1	1	2	2	0	1	0	0	10
Fordham*	15	5-6	0-0	0-0	3	4	7	1	0	0	0	0	10
George Mason*	11	0-0	0-0	0-0	0	0	0	2	0	0	1	0	0
Richmond*	12	1-1	0-0	0-0	0	2	2	0	0	0	1	0	2
Massachusetts*	27	5-6	0-0	1-1	4	5	9	2	1	1	1	1	11
Penn*	17	1-1	0-0	0-1	1	1	2	3	0	0	0	0	2
St. Bonaventure*	14	1-1	0-0	0-0	3	2	5	3	0	1	0	0	2
La Salle*	15	2-2	0-0	0-0	0	1	1	1	0	0	0	0	4
Davidson*	20	3-4	0-0	1-2	2	4	6	0	0	0	0	0	7
Fordham*	36	1-1	0-0	1-5	2	5	7	3	0	1	1	1	3
Dayton*	23	4-4	0-0	0-0	4	4	8	4	0	0	2	1	8
Massachusetts*	17	3-4	0-0	1-2	0	2	2	3	0	0	1	0	7
VCU*	14	0-0	0-0	0-0	1	1	2	5	0	0	2	0	0
La Salle*	7	1-1	0-0	0-2	1	1	2	2	0	0	0	0	2
St. Bonaventure*	22	5-5	0-0	0-0	2	4	6	4	0	0	4	1	10
Saint Louis*	9	0-0	0-0	1-2	0	3	3	0	0	1	0	0	1
Rhode Island													
Duquesne													

* Denotes game started



GERALD BLOUNT

Freshman • Forward • 6-6 • 220
Suwanee, Ga.
Pomfret School (Conn.)

Overall Stats: 0.3 ppg, 0.3 rpg, 0.0 apg
Atlantic 10 Stats: 0.0 ppg, 0.2 rpg, 0.0 apg

10

2016-17:

- Appeared in four of last six games, against Dayton, VCU, St. Bonaventure and Saint Louis
- Saw action at Fordham
- Played two minutes at Rhode Island
- Scored 1 pt and added first collegiate steal in season-high 4 min. vs. Lafayette
- Saw action at Villanova
- Recorded 2 points and 1 rebound vs. Columbia

High School/Personal:

- Two-time All-New England Honorable Mention Class B selection
- Averaged 10.0 points and 7.8 rebounds in 2015-16
- Previously lived in Bayonne, N.J., attending Saint Anthony and St. Benedict Prep
- Finance major

2016-17 Game-by-Game

OPPONENT	MIN	FG-A	3PT-A	FT-A	OR	DR	TR	F	A	TO	BL	S	PT
Toledo													
Columbia	3	0-0	0-0	2-2	1	0	1	0	0	0	0	0	2
Loyola-Chicago													
Ole Miss													
NC State													
Temple													
Villanova	1	0-1	0-0	0-0	1	0	1	0	0	0	0	0	0
Drexel													
Princeton													
Illinois State													
Lafayette	4	0-0	0-0	1-2	0	0	0	0	0	0	0	1	1
George Washington													
Rhode Island	2	0-0	0-0	0-0	0	0	0	0	0	1	0	0	0
Fordham	2	0-1	0-0	0-0	0	0	0	0	0	1	0	0	0
George Mason													
Richmond													
Massachusetts													
Penn													
St. Bonaventure													
La Salle													
Davidson													
Fordham													
Dayton	4	0-0	0-0	0-0	0	1	1	0	0	1	0	0	0
Massachusetts													
VCU	0+	0-0	0-0	0-0	0	0	0	2	0	0	0	0	0
La Salle													
St. Bonaventure	1	0-0	0-0	0-0	0	0	0	1	0	0	0	0	0
Saint Louis	0+	0-0	0-0	0-0	0	0	0	0	0	0	0	0	0
Rhode Island													
Duquesne													

* Denotes game started



CHARLIE BROWN

Freshman • Forward • 6-7 • 185
Philadelphia, Pa.
St. Thomas More (Conn.)

Overall Stats: 12.8 ppg, 5.2 rpg, 1.0 apg
Atlantic 10 Stats: 13.8 ppg, 5.0 rpg, 1.1 apg

2

2016-17:

- Has scored in double figures 19 times in last 20 games
- Three-time Atlantic 10 Rookie of the Week (2/13, 1/23, 1/2)
- Scored 16 pts while seeing 40 minutes at Saint Louis
- Scored 12 pts vs. St. Bonaventure
- Recorded 19 points at VCU
- Scored 15 pts and added 8 rebounds vs. UMass
- Poured in career-high 22 pts in career-high 46 minutes vs. Fordham
- Scored 19 pts and added career-high 9 rebounds vs. Penn
- Poured in 17 pts and added 6 rebs vs. George Mason
- Scored 13 points, including go-ahead 3FG, against GW
- Posted 13 pts and eight rebounds vs. Lafayette

High School/Personal:

- Played for St. Thomas More in 2015-16
- Helped team to a 31-6 record, berth in the National Prep Championship game, and the NEPSAC AAA Final
- Attended George Washington HS in Philadelphia
- Named the MVP of the Public League B Division in 2014-15
- Averaged 16.4 ppg that year, including 18.4 in league contests
- Father, Charles Brown, Sr., was a member of Overbrook High School's 34-0 team in the late 1970s and played at North Carolina A&T.
- Elementary education major

2016-17 Game-by-Game

OPPONENT	MIN	FG-A	3PT-A	FT-A	OR	DR	TR	F	A	TO	BL	S	PT
Toledo*	30	1-6	1-4	2-2	0	4	4	3	2	0	2	0	5
Columbia*	24	6-10	3-5	0-0	0	5	5	2	1	1	0	1	15
Loyola-Chicago*	28	2-8	1-4	4-4	0	6	6	1	1	2	0	3	9
Ole Miss*	33	5-10	3-5	0-0	1	3	4	3	0	1	0	1	13
NC State*	33	5-12	3-6	1-2	1	4	5	4	1	0	1	3	14
Temple*	32	3-12	3-7	0-0	2	5	7	2	1	0	1	0	9
Villanova*	28	2-6	1-3	3-4	2	3	5	2	0	1	0	0	8
Drexel*	30	2-8	1-3	2-3	0	1	1	2	2	1	0	0	7
Princeton*	32	5-12	2-5	0-0	0	7	7	3	0	1	1	1	12
Illinois State*	37	5-9	4-8	0-0	0	4	4	1	1	0	0	1	14
Lafayette*	31	5-11	1-6	2-2	2	6	8	2	3	1	0	1	13
George Washington*	28	6-9	1-2	0-0	1	3	4	1	2	0	1	1	13
Rhode Island*	35	4-7	2-2	1-1	1	2	3	1	1	2	1	1	11
Fordham*	21	0-2	0-1	0-0	0	4	4	4	0	2	0	0	0
George Mason*	38	6-13	2-8	3-4	1	5	6	1	2	2	0	1	17
Richmond*	37	4-16	2-8	3-4	1	4	5	1	0	1	2	0	13
Massachusetts*	37	3-12	3-8	2-2	0	6	6	2	0	1	2	0	11
Penn*	36	5-13	2-8	7-8	2	7	9	1	0	0	0	0	19
St. Bonaventure*	40	4-11	3-9	2-2	3	1	4	2	1	0	1	1	13
La Salle*	31	3-9	2-5	7-8	0	2	2	4	1	1	1	1	15
Davidson*	36	4-10	2-3	4-4	4	1	5	1	1	1	0	1	14
Fordham	46	7-14	6-11	2-2	2	6	8	4	1	3	2	1	22
Dayton*	40	6-17	4-11	1-1	0	5	5	2	1	1	1	1	17
Massachusetts*	40	4-12	4-8	3-4	3	5	8	2	1	0	0	0	15
VCU*	38	5-9	3-5	6-9	1	4	5	3	1	2	0	2	19
La Salle*	35	5-18	1-7	2-3	1	5	6	0	2	0	1	2	13
St. Bonaventure*	37	3-17	0-9	6-6	2	2	4	2	1	1	2	0	12
Saint Louis*	40	5-13	4-7	2-4	1	4	5	3	2	3	2	0	16
Rhode Island													
Duquesne													

* Denotes game started



LORENZO EDWARDS

Freshman • Forward • 6-7 • 222
Lake Forest, Ill.
Lake Forest

Overall Stats: 0.0 ppg, 1.0 rpg, 1.0 spg
Atlantic 10 Stats: ---

22

2016-17:

- Will miss the rest of the 2016-17 season due to shoulder surgery
- Recorded 1 rebound and 1 steal vs. Columbia

High School/Personal:

- All-State First Team pick by the Illinois Basketball Coaches Association
- Averaged 19.0 pts, 11.1 rebs and 3.3 blocks per game as a senior
- Named the Lake County Player of the Year
- *Chicago Sun-Times* and *Chicago Tribune* All-State Honorable Mention
- Father, Kevin Edwards, played for DePaul and had an 11-year NBA career with Miami, New Jersey, Orlando, and Vancouver
- Business major

2016-17 Game-by-Game

OPPONENT	MIN	FG-A	3PT-A	FT-A	OR	DR	TR	F	A	TO	BL	S	PT
Toledo													
Columbia	4	0-1	0-1	0-0	1	0	1	0	0	1	0	1	0
Loyola-Chicago													
Ole Miss													
NC State													
Temple													
Villanova													
Drexel													
Princeton													
Illinois State													
Lafayette													
George Washington													
Rhode Island													
Fordham													
George Mason													
Richmond													
Massachusetts													
Penn													
St. Bonaventure													
La Salle													
Davidson													
Fordham													
Dayton													
Massachusetts													
VCU													
La Salle													
St. Bonaventure													
Saint Louis													
Rhode Island													
Duquesne													

* Denotes game started



NICK ROBINSON

Freshman • Forward • 6-6 • 201
Chicago, Ill.
Kenwood Academy

Overall Stats: 5.3 ppg, 3.8 rpg, 1.7 apg
Atlantic 10 Stats: 5.1 ppg, 3.6 rpg, 2.0 apg

5

2016-17:

- Recorded 7 points and 4 rebounds vs. St. Bonaventure
- Hit for 10 points at La Salle
- Scored 10 points vs. UMass
- Pulled down 7 rebounds in season-high 38 minutes at Dayton
- Had 7 points, 5 rebounds, and season-high 4 assists vs. Fordham
- Hit career-high 14 pts and matched career-high 8 rebs vs. Richmond
- Posted seven points and season-high eight rebs vs. Lafayette
- Netted 9 points and added 7 rebounds at Illinois State
- Scored 11 points vs. Temple
- Recorded 5 points and 5 rebounds vs. NC State
- Had 5 points and 5 rebounds vs. Columbia
- Recorded 7 points and 3 rebounds vs. Toledo


High School/Personal:

- All-State, All-City, and All-Area selection
- Averaged 17.0 points and 9.0 rebounds per game
- Hit the game-clinching free throw as Kenwood advanced to the city championship for the first time ever in 2016
- Team went 22-4 and earned a berth in the sectional title game
- Business major

2016-17 Game-by-Game

OPPONENT	MIN	FG-A	3PT-A	FT-A	OR	DR	TR	F	A	TO	BL	S	PT
Toledo	17	2-2	1-1	2-4	0	3	3	3	0	1	0	1	7
Columbia*	26	2-4	1-2	0-1	1	4	5	1	3	1	1	2	5
Loyola-Chicago*	27	1-6	0-1	1-2	1	4	5	2	3	1	0	0	3
Ole Miss*	22	1-5	1-3	1-2	0	5	5	1	3	4	0	1	4
NC State*	18	1-5	0-1	3-4	2	3	5	4	0	2	0	0	5
Temple*	22	4-7	2-3	1-1	1	2	3	4	2	2	0	0	11
Villanova*	21	3-8	1-3	0-0	0	1	1	1	1	2	0	0	7
Drexel*	15	1-8	0-4	0-2	0	1	1	2	0	1	1	0	2
Princeton*	21	1-4	0-1	2-2	1	2	3	3	1	1	2	0	4
Illinois State*	28	2-7	0-3	5-7	2	5	7	3	0	3	0	1	9
Lafayette*	21	3-5	0-0	1-2	4	4	8	3	3	1	1	0	7
George Washington*	27	3-6	1-2	1-4	0	2	2	1	0	1	0	1	8
Rhode Island*	26	0-2	0-0	1-6	1	3	4	1	2	4	1	0	1
Fordham	22	2-2	0-0	1-2	0	3	3	2	3	0	0	1	5
George Mason	14	0-3	0-3	0-0	2	1	3	1	1	1	0	0	0
Richmond	28	4-6	1-1	5-7	4	4	8	2	2	2	0	1	14
Massachusetts	23	0-5	0-1	0-0	0	3	3	2	3	2	1	0	0
Penn	19	0-2	0-2	2-2	0	3	3	2	0	0	1	1	2
St. Bonaventure	21	2-7	0-1	0-0	2	4	6	3	2	1	1	0	4
La Salle	19	0-2	0-2	1-3	0	2	2	3	3	2	1	1	1
Davidson	13	2-5	0-1	0-2	1	1	2	3	0	1	1	0	4
Fordham	27	1-4	0-0	5-6	2	3	5	4	4	1	2	0	7
Dayton*	38	1-6	0-2	2-2	1	6	7	1	3	2	0	0	4
Massachusetts	20	5-10	0-0	0-0	1	3	4	3	2	1	0	0	10
VCU*	37	2-6	0-0	3-6	0	2	2	3	4	3	1	2	7
La Salle*	33	3-5	0-1	4-4	0	1	1	3	1	1	0	0	10
St. Bonaventure*	31	3-5	1-3	0-3	0	4	4	5	2	2	1	0	7
Saint Louis*	23	0-0	0-0	0-0	0	1	1	3	0	3	0	0	0
Rhode Island													
Duquesne													

* Denotes game started



CHRISTIAN VEGA

Junior • Guard • 6-0 • 170
Guaynabo, Puerto Rico
Colegio San Jose'

Overall Stats: 0.0 ppg, 0.3 rpg, 0.0 apg
Atlantic 10 Stats: ---

13

2016-17:

- Pulled down first collegiate rebound vs. Lafayette
- Also saw action vs. Columbia and at Villanova

High School/Personal:

- Averaged 19.0 points and 6.0 assists as a senior
- Four-time All-Star and All-Alliance PRHSAA while averaging double figures all four seasons
- Led Colegio San Jose' to two Final Four appearances
- Father, Reinaldo, participated in two Pan American games playing water polo for Puerto Rico
- Made squad as a walk-on in 2015-16
- Food marketing major

2016-17 Game-by-Game

OPPONENT	MIN	FG-A	3PT-A	FT-A	OR	DR	TR	F	A	TO	BL	S	PT
Toledo													
Columbia	1	0-0	0-0	0-0	0	0	0	1	0	0	0	0	0
Loyola-Chicago													
Ole Miss													
NC State													
Temple													
Villanova	1	0-1	0-1	0-0	0	0	0	0	0	0	0	0	0
Drexel													
Princeton													
Illinois State													
Lafayette	2	0-1	0-0	0-0	0	1	1	0	0	0	0	0	0
George Washington													
Rhode Island													
Fordham													
George Mason													
Richmond													
Massachusetts													
Penn													
St. Bonaventure													
La Salle													
Davidson													
Fordham													
Dayton													
Massachusetts													
VCU													
La Salle													
St. Bonaventure													
Saint Louis													
Rhode Island													
Duquesne													

* Denotes game started



TOLIVER FREEMAN

Freshman • Guard • 6-3 • 213
Baton Rouge, La.
Catholic

Overall Stats: 0.0 ppg, 0.0 rpg, 0.0 apg
Atlantic 10 Stats: ---

11

2016-17:

- Made collegiate debut vs. Lafayette
- Joins the Hawks as a walk-on and will dress for home games only

High School/Personal:

- Three-time All-District First Team and All-State Honorable Mention
- Averaged 19 points, six rebounds and three assists as a senior
- Chosen as his team's MVP for three consecutive seasons
- Scored over 1,500 pts in his career, surpassing 1,000-pt mark as a junior
- Helped Catholic to a 21-8 record in 2014-15.
- Biology major

2016-17 Game-by-Game

OPPONENT	MIN	FG-A	3PT-A	FT-A	OR	DR	TR	F	A	TO	BL	S	PT
Toledo													
Columbia													
Loyola-Chicago													
Ole Miss													
NC State													
Temple													
Villanova													
Drexel													
Princeton													
Illinois State													
Lafayette	1	0-1	0-1	0-0	0	0	0	0	0	0	0	0	0
George Washington													
Rhode Island													
Fordham													
George Mason													
Richmond													
Massachusetts													
Penn													
St. Bonaventure													
La Salle													
Davidson													
Fordham													
Dayton													
Massachusetts													
VCU													
La Salle													
St. Bonaventure													
Saint Louis													
Rhode Island													
Duquesne													

* Denotes game started