



**DUKE UNIVERSITY
MEN'S GOLF MEDIA GUIDE**

2012-13

Table of Contents

Table of Contents & Quick Facts	1
Duke University Golf Club	1
Rod Myers Training Facility	1
The Karcher-Ingram Golf Center	1
2012-13 Roster & Schedule	2
2012-13 Team Picture	2
Head Coach Jamie Green	3
Sport Administrator Mike Sobb	4
Sport Performance Coach Alex Merrill	4
Tim Gornik	5
Brinson Paolini	6
Adam Sumrall	7
Julian Suri	8
Austin Cody	9
Yaroslav Merkulov	10
Michael Ricaurte	11
Turner Southey-Gordon	11
Mads Soegaard	12
Motin Yeung	12
Player Career Results	13
Tribute to Rod Myers	14
Rod Myers Invitational	14
Home Tournament History	14
2011-12 Statistics	15
2011-12 Tournament Results	16-17
Honors & Awards	18
Team & Individual Championships	19
NCAA Championship History	20
NCAA Regional History	21
ACC Championship History	22-23
Season Records	24
Career Records	25
Low Rounds	26
Freshman Records	27
All-Time Player Stats	28-36
Letterwinners	37
International Competition	38
PGA Tour History	39

Duke University Quick Facts

Location	Durham, N.C.
Founded	1838 as Trinity College
Enrollment	6,504
President	Dr. Richard H. Brodhead
Athletics Director	Kevin White
Affiliation	NCAA Division I
Conference	Atlantic Coast
Nickname	Blue Devils
School Colors	Duke Blue & White
Head Coach	Jamie Green
Alma Mater	Ohio Wesleyan '93
Email	mgolf@duaa.duke.edu
Office Phone	919-681-2494
Office Phone	919-681-2578
Golf Mailing Address	Karcher-Ingram Golf Center 3001 Cameron Blvd. Durham, N.C. 27705

Team Information

Lettermen Returning/Graduated	8/1
Top Five Returning	4
2011 ACC Finish	6th of 11
2012 NCAA East Regional Finish	6th of 14

Sports Information

Golf SID	Matt Plizga
E-mail	plizga@duke.edu
Office Phone	(919) 668-1712
Cell Phone	(919) 812-0882

Duke University Golf Club

The Duke University Golf Club, which served as the host of the 1962 and 2001 NCAA Division I Men's Golf Championships, is the home venue for the Blue Devil golf team.

Construction of the course was planned to begin prior to World War II, but the bombing of Pearl Harbor in 1941 put the plans on hold. After the war, the present site of 300 acres was selected. The property was carefully chosen for the unique elevation changes of its mildly rolling terrain. In 1955, Duke sought out Robert Trent Jones, whose golf course architecture was widely respected.

Finally, on September 26, 1957, Duke University Golf Club opened to the public. The Duke course was immediately labeled one of the top university golf facilities in the nation. The accolades were great enough to attract the 1962 NCAA Golf Championships. Ironically, there was a soon-to-be-famous golf course architect playing in that NCAA field from Yale University. His name was Rees Jones, eldest son of the Duke golf course designer.

In 1988, university officials recognized that the golf course needed restoration. While no one denied the magnificent routing of its holes, length needed to be increased to account for the advancement of modern golf. Rees Jones, then a master architect in his own right, was the only choice for this redesign. Final major construction began in June, 1993 and was completed in April, 1994. It would be difficult to describe the loving care that Rees Jones put into the design of each and every feature of the course. Throughout the redesign, he scrutinized every shot possibility, observed and considered every angle to insure that each nuance of the course would be subtle and perfectly placed.

The facility plays host to a number of annual events including the upcoming Rod Myers Invitational and the Duke Children's Classic. In addition, the course frequently hosts U.S. Open qualifiers.

Rod Myers Training Facility

The Rod Myers Training Facility was completed in September of 2006 and is one of the top practices areas in the country.

The Blue Devils' practice facilities include a short-game area designed exclusively for the Duke golf teams where players can practice any shot inside 150 yards. The short-game area includes sand and grass bunkers, uneven lies, fairway bunkers, a target green for wedge shots, a pitching green and an expansive putting green. The chipping and putting zones feature greens with the two most common styles of grass so that team members can prepare for the playing surface of each approaching tournament.

The facility also includes grass practice tees for full-swing hitting out to 350 yards and target greens. The hitting area was created to give Duke players the ability to hit a full range of golf shots by providing three separate sections and angles to drive from as well as to hit approach shots.

In addition, a video analysis building, featuring three heated indoor hitting stations, was completed in September of 2008. The building is equipped with the latest in technological training aides, including V1 Video Analysis systems and a TrackMan ball flight monitor.

Karcher-Ingram Golf Center

Duke plays at the second-ranked university golf course in the nation, but in August of 2005, the already impressive facilities at the Duke University Golf Club took another step towards becoming the best in the NCAA. Duke unveiled the Karcher-Ingram Golf Center, which features coaches' offices, locker rooms, a club repair room, a trophy room, players' lounge, library/study area and an indoor putting surface.

Duke University & Nike

In 2009, Duke University and Nike Inc. reached a 10-year sponsorship agreement that will supply all 26 of the Blue Devils' athletics teams with uniforms, footwear, apparel and equipment.

- Under the terms of the contract, Nike phased in its exclusive agreement with all Duke Athletics teams over a three-year period beginning in 2008-09.
- Additionally, all officially licensed Blue Devils merchandise sold by Nike will comply with labor policies consistent with Duke's position on worker's rights. Duke has long been a leader in demanding manufacturers of licensed products protect the rights of workers.
- In 1997, Duke was the first university in the country to adopt a code of conduct for apparel manufacturers that requires licensees, their contractors and sub-contractors to accept independent monitoring of factory working conditions. Two years later, Duke established another standard by requiring its licensees to publicly disclose the names and locations of factories that manufacture Duke items. Duke remains very involved in these issues and committed to ensuring that products bearing its name and/or trademarks are manufactured under decent and humane working conditions.
- Nike will provide cash compensation annually to the Duke Department of Athletics over the term of the contract.
- Nike will provide annual funding to local charities of Duke's choice.
- Each year, one Duke student-athlete will receive a paid internship at Nike headquarters near Beaverton, Ore., beginning in the summer of 2009.

Credits

The 2012-13 Duke Men's Golf Digital Media Guide is a product of the Duke Sports Information office.

Editor/Designer: Matt Plizga
Research: Leslie Gaber, Colin Small, Kyle Martin, Todd Lindenmuth
Editorial Assistance: Jean Brooks, Leslie Gaber, Todd Lindenmuth, Kyle Martin
Photography: Duke University Photography

2012-13 Roster

Name	Ht	Wt	R/L	Yr-Exp	Hometown (High School)
Austin Cody	5-11	150	R	Jr.-2L	North Charleston, S.C. (Pinewood Prep)
Tim Gornik	6-3	150	R	Sr.-3L	Ljubljana, Slovenia (Monteverde [Fla.] Academy)
Yaroslav Merkulov	5-10	180	R	Jr.-2L	Penfield, N.Y. (Penfield)
Brinson Paolini	5-10	150	R	Sr.-3L	Virginia Beach, Va. (Frank W. Cox)
Michael Ricaurte	6-3	210	R	So.-1L	Columbus, Ohio (Saint Charles Prep)
Mads Soegaard	6-2	190	R	Fr.-HS	Ikast, Jylland, Denmark (Ikast-Brande Gymnasium)
Turner Southey-Gordon	5-9	150	L	So.-1L	Toronto, Ontario, Canada (Upper Canada College)
Adam Sumrall	6-5	165	R	Sr.-3L	South Bend, Ind. (Marian)
Julian Suri	6-0	170	R	Sr.-3L	St. Augustine, Fla. (Bartram Trail)
Motin Yeung	5-11	205	R	Fr.-HS	Beijing, China (Windermere [Fla.] Prep)

Head Coach: Jamie Green

Director of Golf Operations: T.D. Luten



(Left-to-Right) Head coach Jamie Green, Brinson Paolini, Julian Suri, Tim Gornik, Adam Sumrall, Michael Ricaurte, Mads Soegaard, Motin Yeung, Austin Cody, Yaroslav Merkulov, Turner Southey-Gordon

2012-13 Schedule

Date	Tournament	Location	Course
Sept. 15-16	Tar Heel Intercollegiate	Chapel Hill, N.C.	Finley Golf Course
Sept. 30 - Oct. 2	Olympia Fields / Fighting Illini Invitational	Olympia Fields, Ill.	Olympia Fields CC
Oct. 13-14	Rod Myers Invitational	Durham, N.C.	Duke University GC
Oct. 19-21	United States Collegiate Championship	Alpharetta, Ga.	Golf Club of Georgia
Oct. 29-30	Stanford Classic at Cypress Point Club	Pebble Beach, Calif.	Cypress Point Club
Feb. 23-24	* Heel Devil Individual	Chapel Hill, N.C. / Durham, N.C.	Finley GC / Duke University GC
Feb. 24-26	John Hayt Collegiate Invitational	Ponte Vedra Beach, Fla.	Sawgrass CC
March 8-10	Southern Highlands Collegiate Masters	Las Vegas, Nev.	Southern Highlands GC
March 10-12	* Bash at the Beach	Myrtle Beach, S.C.	Surf Club
March 14	vs. Grand Canyon University (6-man match play)	Tempe, Ariz.	Karsten GC
March 24-26	The Hootie at Bulls Bay Intercollegiate	Charleston, S.C.	Bulls Bay GC
April 6-7	Aggie Invitational	Bryan, Texas	Traditions Club
April 8-9	* The Trojan	Goldsboro, N.C.	Walnut Creek CC
April 20-21	Wolfpack Spring Open	Raleigh, N.C.	Lonnie Poole GC
April 26-28	ACC Championship	New London, N.C.	Old North State Club
May 16-18	NCAA Regional Championship	TBA	TBA
May 28 - June 2	NCAA Championship	Alpharetta, Ga.	Capital City Club - Crabapple Course

* denotes individual event



Jamie Green
Head Coach
Fifth Year
Ohio Wesleyan '93

Jamie Green became the men's golf coach at Duke University on January 9, 2009, following a highly successful five and a half year stint in the same capacity at UNC Charlotte.

Green guided the Blue Devils to a win at the Rod Myers Invitational and five runner-up finishes during the 2011-12 season. Green also saw individual wins from Julian Suri (Rod Myers Invitational and John Burns Intercollegiate) and Brinson Paolini (River Landing Intercollegiate). Suri went on to earn All-ACC and All-America (HM) honors after recording five top 5 finishes and setting a school record with a 71.3 stroke average. Duke also set a school record by finishing under-par as a team in seven events and closed the year with the third-best team stroke average (288.2) in school history.

Duke posted one of its most successful seasons in 2010-11 as the Blue Devils captured three tournament titles and reached the semifinals of match play at the NCAA Championship. Duke won the prestigious Callaway Collegiate Match Play Championship as well as stroke-play titles at the Irish Creek Collegiate and NCAA East Regional. Green saw his Blue Devils fire a third round low score at the NCAA Championship to climb up the leaderboard and secure a spot in the match play championship with an eighth place finish. Duke defeated top-seed UCLA, 3-1-1, in the quarterfinals before falling 3-2 in a tightly contested semifinal match with Georgia. Brinson Paolini received honorable mention All-America and All-ACC accolades. Five Blue Devils were also named to the All-ACC Academic team, while all eight team members earned ACC Academic Honor Roll status.

In his first full season at Duke, Green guided a lineup featuring three underclassmen to a second straight NCAA Championship appearance and a tie for third place finish at the ACC Championship. The Blue Devils placed in the top 5 in eight tournaments, including a season-best second place showing at the N.C. State Wolfpack Intercollegiate. Adam Long and Brinson Paolini paced the team with 72.3 stroke averages. Long earned All-ACC and was a Byron Nelson Award Finalist, while Paolini set several Duke freshmen records en route to being named the ACC Freshman of the Year. In addition to the success on the course, all seven team members were named to the ACC Academic Honor Roll in 2009-10.

Green led the Blue Devils to a tournament win and a third place showing at the ACC Championship during the 2009 spring season. He guided Duke to a fifth place finish at the NCAA Central Regional as the Blue Devils advanced to the NCAA Championship for the fifth time in the last seven years. Adam Long posted a team-low 73.0 stroke average en route to claiming PING All-East Region as well as Cleveland Golf/Srixon All-America Scholar accolades.

During his tenure at Charlotte, Green led the 49ers to four NCAA Tournament appearances, placing third in 2007 and eighth in 2008. The 49ers were one of just nine teams to reach the NCAA Finals in all three seasons from 2006 to 2008. He also led the team to 17 wins overall, including 15 tournament titles from 2006 to 2008. The 49ers competed in 55 regular-season events, with 39 top five finishes. In 12 postseason events (league tournaments, NCAA Regionals, NCAA Championships), Charlotte posted

seven top five finishes. Under Green's direction, team records for a single round, tournament and single-season scoring were all broken multiple times, as well as individual records for single-round, tournament and single-season scoring.

In his first year, Green led Charlotte to a runner-up finish in Conference USA. The following year, he copped another runner-up finish and the program's first-ever berth in the NCAA Tournament, as an at-large invitee to the East Regional. In 2005-06, Green guided the 49ers to the Atlantic 10 championship, a second straight NCAA East Regional berth and a qualification for the 30-team NCAA National Finals.

In Green's fourth year, the 49ers again claimed the A-10 title and advanced through the NCAA Regionals to the NCAA Finals, where they placed third -- matching the best NCAA finish by any 49ers sports program. The 49ers jumped to No. 1 in the country in 2007-08 after winning four straight stroke-play events, including the prestigious PING/Golfweek Preview. Charlotte tied for eighth at the NCAA Championships and finished the year ranked in the nation's top 10 by all three major rankings. Charlotte competed in 12 events, posting a school-record six wins, a runner-up finish and top 10 finishes at both the NCAA Championship and the NCAA East Regional in 2007-08.

Green had four All-America selections at UNC Charlotte, with Andrew DiBitetto and Corey Nagy earning honorable mentions in 2007. In 2008, Nagy again earned honorable mention while Jonas Enander Hedin made the third team.

The A-10 Coach of the Year in 2006, 2007 and 2008 as well as the 2008 GCAA Eaton Golf Pride South Region Coach of the Year in 2008, Green also has a strong academic reputation. Charlotte produced seven GCAA All-America Scholars in a three-year span (2006-08) and had three different players win A-10 Scholar-Athlete of the Year honors in the same period. The 49ers also won the 2005 Conference USA Academic Award for men's golf by posting the league's best GPA. In 2004 and 2006, the golf team won the school's CHAMPS Team Life Skills Award for outstanding participation in that NCAA enrichment program.

COACHING STAFF



Years	Wins	Conference Finish	Regional Finish	NCAA Finish	All-Americas	Academic All-Americas	All-Conference	Academic All-Conference
Charlotte								
2003-04	-	2nd	-	-	-	-	1	-
2004-05	2	2nd	17th	-	-	-	3	-
2005-06	4	1st	5th	22nd	-	2	5	3
2006-07	5	1st	7th	T-3rd	2	2	4	2
2007-08	6	1st	7th	T-8th	2	3	3	2
Duke								
Spring 2009	1	3rd	5th	14th	-	1	-	2
2009-10	-	T-3rd	4th	T-27th	-	-	1	5
2010-11	3	2nd	1st	8th (SF)	1	-	1	5
2011-12	1	6th	6th	-	-	-	1	-
Totals	22	3 titles	8 bids	6 bids	5	8	19	19

A 1993 graduate of Ohio Wesleyan University and a member of the Golf Coaches Association of America since 1996, Green was an assistant coach at a number of schools prior to joining the 49ers. From 1999 to 2003, Green served as the assistant men's golf coach at North Carolina under head coach John Inman. He worked with the department's academic support center and helped North Carolina produce two GCAA All-America Scholars. In 2003, Green was one of three finalists for the inaugural Jan Strickland GCAA National Assistant Coach of the Year Award. From 2000-03, the Tar Heels advanced to the NCAA Championship finals three times, finishing in the top 10 twice and had two ACC individual champions along with five All-America selections.

At Auburn, Green helped the Tigers place 10th at the 1998 NAAs and helped develop the talent of All-Americans Reid Edstrom and Jason Dufner. In 1998, Auburn produced a GCAA All-America Scholar Roland Thatcher. Dufner and Thatcher have both competed on the PGA Tour.

Prior to his work at Auburn, Green was an assistant coach at Dartmouth (1994-1997). Green has also served as an instructor of junior golfers at several different schools, academies and camps, including the Tar Heel Golf School, Duke Academy of Golf, Central Ohio Golf Academy, Jerry Haas' Wake Forest Golf Camp and Nike Junior Golf Camps. Inducted in 1997 as a Class A member of the PGA, Green was a golf professional at various golf and country clubs from 1993-97 and still serves as a Class A PGA member.

Green competed in the 1992 NCAA Division III Championship and won three varsity letters at Ohio Wesleyan, where he played for Hall of Fame coach Dr. Richard Gordin. Green has also worked with two Hall of Fame coaches in Auburn's Mike Griffin and Dartmouth's Bill Johnson. Dr. Gordin coached former Blue Devil coaching great Rod Myers at Ohio Wesleyan.

All-Time Duke Head Coaches

Marshall Crichton	1928-29
Bill Jennings	1930
Ellis "Dumpy" Hagler	1933-73 (Spring)
Rod Myers	(Fall) 1973-2007
Brad Sparling	2007 (Spring)
O.D. Vincent	(Fall) 2007-2008 (Fall)
Jamie Green	(Spring) 2009-present

Championships by Coaches

Rod Myers	30
Ellis "Dumpy" Hagler	26
Jamie Green	5
O.D. Vincent	3



T.D. Luten
Director of Golf Operations

First Year
Hampton '99

T.D. Luten joined the Blue Devil staff in January of 2013, and currently serves as the Director of Golf Operations for the men's golf team.

Luten, a native of Raleigh, N.C., joins the Duke Golf program after serving for seven years as Executive Director of the First Tee of the Triangle. While working with the First Tee, Luten oversaw a program that has worked with over 4,000 young people in the Triangle area to teach values, build character and promote healthy choices through the game of golf. For his good work in the Triangle area, Luten was elected to the First Tee's National Advisory Committee in 2007 and 2008.

A 1999 graduate with a degree in U.S. History, Luten received a four year scholarship to play golf for Hampton University, garnering All-American honors from the National Minority Golf Coaches Association. In 2008, Luten earned a Certificate of Non-profit Management from Duke University.

In addition to working with the First Tee, Luten has played an important role in the community working with the Royal Bank of Scotland (RBS) Mentoring Program, Communities in Schools, Oberlin Road YWCA, Energize Youth Program of Raleigh Parks and Recreation and the Wake Forest & Raleigh Boys & Girls Clubs.

Luten currently resides in Raleigh, N.C.



Mike Sobb
Sport Administrator
24th Year
Indiana '87

Mike Sobb serves as Associate Athletic Director, External Affairs, with direct oversight of the men's golf program. His role as sport supervisor includes day-to-day interaction with the coaches, current and former student-athletes and other support staff, oversight of the team's budget and coordination of efforts to continually enhance the program. In addition, Sobb is a vice chair on the three-person ACC Men's Golf Tournament Committee.

Sobb's passion for golf makes him a natural fit to work with the men's team. He has helped run Duke's annual tournament for over 15 years and worked with the golf staff on the rededication of the Duke University Golf Club in spring 1994. Sobb served as marketing chair for the 2001 Division I NCAA Men's Golf Championships at Duke. He is an active member of the North Carolina Golf Panel and maintains the displays and historical murals in the Karcher-Ingram building as well.


Sobb started at Duke in 1988 as an Assistant Sports Information Director before being named Promotions Director in 1990. He was promoted to Director of Marketing in January 2001 when the marketing and promotions department expanded and reorganized. In May 2004, he was promoted to Assistant Athletic Director for Marketing, with Corporate Relations added to the title in 2008. Sobb was also responsible for Duke Athletics' corporate partners program for nearly 20 years until IMG College assumed the rights in July 2009.

Sobb oversees Duke Athletics' marketing efforts for all 26 sports, with direct responsibilities tied to football and basketball, in addition to leading a staff of five marketing staff members. He is the department liaison with IMG College, Duke's multi-media rights holder. He coordinated the purchase, installation and implementation of the video board in Wade Stadium as well as new scoreboards and/or signage in Cameron Indoor, Koskinen and Ambler Stadiums and at Williams Field. Sobb also founded Duke's Read With the Blue Devils program in spring 1991 and oversees the department's dealer car program.

Sobb is on the ACC Marketing Director's Committee, having served as chair for the group, and is also the athletics representative on the Corporate Relations and Calendar Committees for Duke University. A founding board member of the Emily Krzyzewski Family Life Center, he was responsible for oversight of the building of the community center in Durham.

A 1987 graduate of Indiana University with a bachelor of science degree in Marketing from the Kelley School of Business, Sobb worked for three years in sports information at his alma mater as a student assistant before serving an internship at the University of North Carolina.

Sobb resides in Durham and has three children; Keith, Molly and Ben.



Alex Merrill
Sport Performance Coach
Third Year
Keene State '08

Alex Merrill joined the Duke strength and conditioning staff in September of 2010. Merrill oversees program design and implementation for men's and women's golf, wrestling and track & field.

Before joining Duke, Merrill was the Head Strength and Conditioning Coach at Attain Sports Performance, a private training facility in Western Massachusetts.

Merrill holds a Bachelor's degree from Keene State College in Physical Education and a Master's degree from Springfield College in Applied Exercise Science. He is a Certified Strength & Conditioning Specialist through the National Strength & Conditioning Association.

Merrill also earned certification from Nike Golf 360 in 2013. The Nike Golf 360 is a holistic approach to improving golfers' performance through physical evaluation and training, custom fitting of equipment and digital tracking tools. The NG 360 Functional Performance System (FPS) is the component of the Nike Golf 360 initiative that focuses on golfers and their bodies.



Tim Gornik

Right-Handed

6-3 • 150 • Senior-3L

Ljubljana, Slovenia

(Monteverde [Fla.] Academy)

2011-12: Played in seven tournaments for a total of 21 rounds ... finished the year with a 74.1 stroke average and six under-par rounds ... best finish was a tie for sixth at the Rod Myers Invitational with a one-over 217 (71-74-72) ... went 1-1-2 in

Duke's runner-up finish at the 2012 Callaway Collegiate Match Play Championship.

SUMMER, 2011: Shot 77-69=146 (+3) to reach match play at the British Amateur ... finished tied for 22nd at the Austrian Amateur with a 72-77-71-72=292 (+4) ... shot a two-under 286 (70-73-71-72) to finish tied for 18th at the European Amateur.

2010-11: PING All-East Region selection ... named to the All-ACC Academic team ... Competed in ten tournaments, playing 30 rounds ...11 rounds of even-par golf or better, with six under-par rounds ... shared the team lead with seven top 20 finishes ... finished second on the team with a 72.5 stroke average ... recorded a team season-low round of 66 in the NCAA East Regional ... finished eighth at NCAA East Regional with a 75-75-66=216 (E) ... set a Pete Dye River Course competitive round record with a 66 at the NCAA East Regional ... posted a counting team score in 27 of 30 rounds played ... shot 75 or better in 28 of 30 rounds played ... finished second on the team in pars per round (11.63), driving accuracy (.750) and par 3 scoring (3.09) ... also tied for second in par 4 scoring (4.11) ... went 3-3 in match play as Duke won the Callaway Collegiate Match Play and reached the semifinals of the NCAA Championship.

SUMMER, 2010: Posted a two-under 286 at the European Amateur to finish tied for 28th in a field of 144 golfers from across Europe at the Linna Golf Club in Vanajanlinna, Finland ... tied for eighth among 92 amateurs with a 75-74-71-70=290 at the Austrian Amateur ... fired a 16-under 200 (69-64-67) to tie for third at the Haugschlag Open in Austria ... tied for 28th at the French Amateur ... also played in the Slovenia Open, British Amateur and the Brabazon Trophy (English Stroke Play Amateur Championship).

2009-10: Played in six competitive rounds ... finished top 25 in first collegiate start at the Gordin-Myers Collegiate Classic ... shot a season-low 71 in the second round of the UNCG Bridgestone Collegiate ... averaged 12.5 pars per round for the season.

PREP: Seven-time national junior champion in Slovenia ... 2008 National Amateur champion ... tied for fifth at the 2008 Bobby Chapman Invitational with a 72-69=141 ... won FCWT at World Woods in 2008 with a two-round total of 141 (67-74) ... posted two other top 10 finishes in FCWT events ... shot 76-68-77 to finish tied for 11th at the Under-17 European Championship in 2007 ... his round of 68 was the lowest round of the event ... played in three AJGA invitationals in 2009 with a top finish of tied for 21st at the Thunderbird International Junior ... won a gold medal at the 2009 Mediterranean Games, the biggest achievement in Slovenian amateur golf...member of the Slovenian National Team since 2003.

PERSONAL: Born January 26, 1991 in Maribor, Slovenia ... son of Tomaz and Vita Gornik ... father, Tomaz, manages a software company ... mother, Vita, also works at the same software company ... has a younger brother, Tom ... graduated high school from Montverde Academy in Montverde, Fla. ... member of Summa Cum Laude Honor Society for students with a 4.0 GPA as a senior in high school.

PLAYER BIOS

Year	Total Tournaments	Total Rounds	Total Strokes	Stroke Average	Even Par Rounds	Under Par Rounds	Best 18	Best 54	Top 5	Top 10	Top 20	Best Finish
2009-10	2	6	454	75.7	0	1	71	224	0	0	0	T-22nd
2010-11	10	30	2,176	72.5	5	6	66	216	0	1	7	T-8th
2011-12	7	21	1,556	74.1	1	6	69	216	0	1	1	T-6th
Career	19	57	4,186	73.4	6	13	66	216	0	2	8	T-6th



Brinson Paolini

Right-Handed

5-10 • 150 • Senior-3L

Virginia Beach, Va.

(Frank W. Cox)

PLAYER BIOS

CAREER: Honorable mention All-America in 2011 ... three-time PING All-East Region and All-ACC Academic team selection ... ranks second at Duke with a 72.38 career stroke average ... has played in 34 tournaments with 102 total rounds played at

Duke ... third at Duke with 20 career rounds in the 60s ... second all-time with 18 even-par rounds ... ranks ninth with 32 under-par rounds ... has shot even-par or better in 50 career rounds, tied for sixth-most in Duke history ... also tied for sixth with eight top 5 finishes ... tied for 10th with 12 top 10 showings.

2011-12: PING All-East Region selection ... member of the All-ACC Academic team ... tied for team lead with 11 tournaments and 33 rounds played ... second on the team with 72.6 stroke average, 12 under-par rounds and seven rounds in the 60s ... led the team in driving accuracy (.775) ... shared team lead with four even-par rounds ... recorded first career victory with an eight-under 208 (73-69-66) at the River Landing Intercollegiate ... tied for fourth at the Rod Myers Invitational with a 72-70-74=216 ... shot a five-under 211 (69-68-74) to tie for third at the John Burns Intercollegiate ... shot a one-over 217 to finish tied for seventh at the NCAA East Regional ... posted a 3-1 record at the Callaway Collegiate Match Play Championship.

SUMMER, 2011: Finished fifth in stroke play at the Virginia State Amateur with a 70-68=138 (-4) ... fell in the second round of match play to snap a string of 16 straight match play wins at the event ... also played in the Sunnehanna Amateur, Northeastern Amateur, Southern Amateur, Porter Cup and Western Amateur.

2010-11: Earned honorable mention PING All-America honors ... PING All-East Region selection ... an All-ACC selection ... member of the All-ACC Academic team ... led the Blue Devils in stroke average (72.2), even-par rounds (7), rounds in the 60s (7), top-5 finishes (3), pars per round (11.67), driving accuracy (.814) and par 4 scoring (4.08) ... shared the team lead in top 10 finishes (4), top 20 finishes (7) and par 5 scoring (4.80) ... second on the team with nine under-par rounds ... ranked among the national leaders in driving accuracy ... posted a counting team score in 27 of 30 rounds played ... top finish was a tie for third in the Wolfpack Intercollegiate with a 69-69-72=210 (-3) ... shot 73-69-69=211 to finish fifth at the ACC Championship ... posted a one-under 215 to tie for fourth at the Fresno State Lexus Golf Classic ... went 4-3 in match play as Duke won the Callaway Collegiate Match Play and reached the semifinals of the NCAA Championship ... won all four matches at the Callaway Collegiate Match Play.

SUMMER, 2010: Missed the match-play portion of the U.S. Am after shooting a 160 in stroke play ... shot 67-69=136 (-8) to reach the U.S. Amateur with a second place finish at the Country Club of Meadville qualifier ... finished tied for 34th at the Western Amateur with a 218 (71-73-74) ... tied for 50th at the Porter Cup with a five-over 285 ... won the Virginia State Golf Association Amateur Championship for the third straight year ... has now won 15 straight matches in the event ... finished second in the stroke play at the VSGA Amateur with a four-under 140 (68-72) ... finished tied for 14th at the 57th Annual Sunnehanna Amateur with a three-over 283 (74-67-71-71).

2009-10: ACC Freshman of the Year ... PING All-East Region selection ... finished second in the NCAA in percentage of fairways hit (.874) ... led the Blue Devils in under-par rounds (11), even-par rounds (7), rounds in the 60s (6), top 10 finishes (4), rounds counted (32) and sub-par strokes per round (3.42) ... tied for the team lead in stroke average (72.3), top 5 finishes (2) and par 4 scoring (4.10) ... finished eighth in the ACC in stroke average ...

posted a counting team score in 32 of 33 rounds played ... fired a season-low 65 in the final round of the NCAA Central Regional ... the five-under 65 is tied for the second-best NCAA Regional round in Duke history ... went on to finish tied for sixth at the NCAA Central Regional ... tied for fourth at the ACC Championship with a six-under 210 ... matched a Duke freshman ACC Championship record with a six-under 66 in the second round ... finished second in first collegiate start at Gordin-Myers Collegiate Classic ... set Duke freshman records for stroke average, rounds in the 60s, under-par rounds, even-par rounds and even-par or better rounds ... closed the year ranked 87th in the Golfweek/Sagarin Ratings ... ranked in the top 10 among freshmen in the country.

SUMMER, 2009: Qualified for the 109th U.S. Amateur where he shot 155 in two-day stroke play ... shot a four-under 136 to place second in a U.S. Amateur sectional qualifier at Sinking Valley Country Club in Altoona, Pa. ... advanced to the match play portion of the North-South Amateur ... overcame a 5-down deficit with nine holes to play to post a 2-up victory to claim the Virginia State Golf Association championship for the second consecutive year ... helped lead the United States to a second place finish at the Toyota Junior Golf World Cup ... finished the event tied for 23rd with an even-par 284 (72-76-68-68) ... shot 73-77-75=225 to finish seventh at the Jones Cup Invitational ... placed 18th with a 74-73-74=221 at the Terra Cotta Amateur ... also played in the Western Amateur, Porter Cup Amateur, The Players Amateur and Azalea Amateur.

PREP: Named Virginia State Golf Association Junior Player of the Year in 2007, 2008 and 2009 ... 2009 McDonald's National High School champion ... two-time Virginia AAA High School state individual champion (2007, 2009) ... helped lead Cox High School to consecutive state team titles (2008, 2009) ... 2009 Male Athlete of the Year for Virginia Beach High Schools ... three-time team MVP and all-state selection (2007, 2008, 2009) ... four-time all-region and all-district pick.

JUNIOR GOLF: 2009 Byron Nelson Junior Golf Award honoree ... two-time honorable mention Rolex Junior All-America ... 2007 & 2008 HP Scholastic All-America ... a member of the American Junior Golf Association Board of Directors as the Player Representative ... two-time Virginia Junior Amateur champion ... finished 14th at the 2009 HP Boys Championship with a 219 ... posted eight top 20 finishes in 11 AJGA events in 2008 ... won the 2008 AJGA Horseshoe Bend Champion with a two-round score of 72-68=140 ... shot a 144 (73-71) to finish second at the 2008 Polo Golf Junior Classic ... reached the finals of the 2008 Polo Junior Golf Classic Match Play ... finished tied for sixth at the FootJoy Invitational and tied for eighth at The Verizon Junior Heritage ... recorded eight top 20s in 2007 tournament action, including five top 10 finishes ... shot a 72-67=139 to tie for fourth at the Bobby Chapman ... fired a 213 (74-68-71) to finish tied for fifth at the Scotty Robertson ... tied for eighth at the Western Junior Championship ... finished ninth at the Junior PLAYERS Championship and 10th at the Mizuno Junior at Chateau Elan in 2007 ... posted a third place showing at the Mizuno Junior at Chateau Elan in 2006 ... recorded five top 20s in five events in 2005 ... shot 74-71-69=214 to place third at the Nike Golf Junior at Jacksonville ... finished fourth with a 216 at the Nike Golf Junior at Quad Cities ... fired a 75-69-72 to finish eighth at the AJGA Richmond Junior ... also placed 14th at the Nike Golf Junior Championship and 15th at the MindMatters Junior Championship.

PERSONAL: Born January 8, 1991 in Boise, Idaho ... son of Bruce and Camilla Paolini ... father, Bruce, is a labor and employment attorney ... mother, Camilla, works at home ... has an older sister, Brielle ... won the 2009 Walter Carroll award for the top student-athlete at Frank W. Cox High School ... member of the National Honor Society from 2007-2009 ... favorite athlete is Eric Compton ... also volunteered at the First Tee of Virginia Beach program.

Year	Total Tournaments	Total Rounds	Total Strokes	Stroke Average	Even Par Rounds	Under Par Rounds	Best	Best	Top	Top	Top	Best Finish
2009-10	12	36	2,604	72.3	7	11	65	208	5	10	4	2nd
2010-11	11	33	2,383	72.2	7	9	67	210	3	4	7	T-3rd
2011-12	11	33	2,396	72.6	4	12	66	208	3	4	5	1st
Career	34	102	7,383	72.4	18	32	65	208	8	12	17	1st



Adam Sumrall

Right-Handed

6-5 • 165 • Senior-3L

South Bend, Ind.

(Marian)

2011-12: Played in six tournaments for a total of 17 rounds ... posted a 73.4 stroke average with four even-par rounds and three under-par rounds ... recorded a counting team score in 10 of 12 rounds as a member of the lineup ... had four top

20 finishes, including a team-best tie for 14th at the ACC Championship ... second on the team with 11.53 pars per round ... led all players with 44 pars during the ACC Championship ... registered a 72.5 stroke average over the final four events of the season.

SUMMER, 2011: Played in the Indiana Open Championship and the Northern Amateur.

2010-11: Competed in four tournaments (12 rounds) ... finished 10th at the Wolfpack Intercollegiate with a 71-68-73=212 (-1) ... had a 74.7 stroke average for the year ... shot 75 or better in nine of 12 rounds with one under-par and one even-par round ... third on the team with 29.83 putts per round ... went 0-1 in match play competition.

SUMMER, 2010: Posted a 2 & 1 win over top-seed Eric Steger to win the Indiana Golf Association Match Play Championship at Prairie View Golf Club in Carmel, Ind. ... reached match play as the 31st seed after outlasting eight competitors in a six-hole playoff.

2009-10: Played a total of 18 rounds in six tournaments ... finished the year with a 75.7 stroke average ... grabbed fifth-place finish in first collegiate start at Gordin-Myers Collegiate Classic with a three-over 219 ... shot a one-under 71 in his first college round of golf ... tied for 18th at the John Hayt Invitational ... hit over 60 percent of his greens in regulations

SUMMER, 2009: Won the AJGA Notre Dame Open by seven strokes ... shot rounds of 70-70-66=206 to win ... Tied for 13th at the Indiana Amateur with a 72-73-71-75=291 ... shot 67-68-69=204 to win the Mishawaka Men's Metro championship ... finished second at the Greater South Bend Men's Metro with a 72-72-70-73 ... competed at the AJGA Rolex Tournament of Championships, carding rounds of 71-79=150.

PREP: Indiana individual state champion in 2009 ... shot a 66 in the final round to claim the state title ... voted team MVP all four years of high school ... posted a 72.28 stroke average as a senior ... four-time state finalist ... two-time conference Player of the Year (2008, 2009) ... three-time all-state selection (2007, 2008, 2009) ... lowered 18-hole stroke average every year during high school ... 2009 recipient of the IHSAA Fred A. Keesling Mental Attitude Award ... two-time regional medalist ... sectional medalist in 2008 ... individual state runner-up in 2007 ... was also named team MVP of men's basketball team during senior season.

JUNIOR GOLF: Posted three top 20 finishes in 2008, including a tie for sixth at the HP Boys Junior Championship ... shot 74-77-72=223 to finish 20th at The 2008 Junior PLAYERS Championship ... finished tied for 17th with a 149 (77-72) and advanced to the second round of the 2008 U.S. Junior Amateur Match Play ... recorded three top 10 finishes in 2007 ... shot 71-67-71 to finish second at the Nationwide Insurance Junior ... fired a 73-66-70=209 to place third at the Coca-Cola Junior Championship at Boyne Highlands in 2007 ... finished ninth at the 2007 HP Junior Championship ... shot 67-72-66=205 to finish second at the 2006 Nationwide Insurance Junior ... shot 74-70-73 to claim medalist honors at the 2005 Nike Golf Junior at Fox Hills.

PERSONAL: Born on Sept. 24, 1990 in South Bend, Ind. ... son of Pete and Sue Sumrall ... father, Pete, is the CEO of LeSEA Broadcasting ... mother, Sue, is a homemaker ... has two older brothers, Dave and Drew, as well as an older sister, Angela ... older brother, Dave, played basketball at Oral Roberts ... Vice President of National Honor Society.

PLAYER BIOS

Year	Total Tournaments	Total Rounds	Total Strokes	Stroke Average	Even Par Rounds	Under Par Rounds	Best 18	Best 54	Top 5	Top 10	Top 20	Best Finish
2009-10	6	18	1,362	75.7	2	1	71	219	1	1	2	5th
2010-11	4	12	896	74.7	1	1	69	212	0	1	1	10th
2011-12	6	17	1,248	73.4	4	3	69	214	0	0	4	T-14th
Career	16	47	3,506	74.6	7	5	69	212	1	2	7	5th



Julian Suri

Right-Handed

6-0 • 170 • Senior-3L

**St. Augustine, Fla.
(Bartram Trail)**

PLAYER BIOS

CAREER: All-America selection in 2012 ... three-time PING All-East Region and All-ACC Academic team selection ... ranks third at Duke with a 72.61 career stroke average ... has played 99 total rounds with 44 rounds of even-par or better golf

... ranks in the top 10 of the Duke record books in rounds in the 60s (17, t-fourth), under-par rounds (35, sixth), top 5 finishes (8, t-sixth), top 10 finishes (13, seventh) and top 20 finishes (20, t-seventh).

2011-12: Third team GCAA All-America ... Golfweek honorable mention All-America ... All-ACC and PING All-East Region selection ... member of the All-ACC Academic team ... ACC Player of the Month for Feb/March ... named Golfweek Player of the Week in Feb. ... set a Duke single season record with a 71.3 stroke average despite playing the final two events of the season with a stress fracture in his wrist ... had two tournament wins, five top 5, six top 10 and eight top 20 finishes on the year ... closed the season ranked 31st in the Golfweek / Sagarin Rankings ... led Duke in under-par rounds (16), rounds in the 60s (nine), rounds counted (32 of 33), sub-par strokes per round (3.85), greens in regulation (.682), par 4 scoring (4.03) and par 5 scoring (4.71) ... won the Rod Myers Invitational with a five-under 211 (70-73-68) and the John A. Burns Intercollegiate with an 11-under 205 (65-70-70) ... finished second at the Irish Creek Collegiate with an 11-under 202 (66-71-65) ... his two 11-under tournaments are tied for the fourth-best 54-hole scores in school history ... fired a seven-under 65 in the opening round at the John Burns Intercollegiate, tied for the fourth-best round in Duke history ... went 3-1 at the Callaway Collegiate Match Play while helping Duke to a runner-up finish.

SUMMER, 2011: Shot 69-71=140 (-4) to finish second in a U.S. Public Links Qualifier at St. John's Golf & CC ... tied for 10th in stroke play at the U.S. Public Links with a 72-73=145 (+4) at Bandon Dunes ... shot 72-71=143 to narrowly miss the cut at the U.S. Amateur ... also played in the Southern Amateur and Western Amateur.

2010-11: PING All-East Region selection ... member of the All-ACC Academic team ... finished third on the team with a 72.8 stroke average ... played 27 rounds over nine tournaments ... led the Blue Devils with 10 under-par rounds ... also led the team in sub-par strokes per round (3.44), putts per round (29.46) and par 3 scoring (3.07) ... shared the team lead in top 10 finishes (4) and par 5 scoring (4.80) ... tied for second with six rounds in the 60s ... posted a counting team score in 21 of 24 rounds played ... shot 22 rounds at 75 or lower ... finished in the top-20 five times and top-5 twice ... tied for third in the ACC Championships with a 71-69-68=209 (-7) ... placed fifth at the NCAA East Regional with a 76-70-68=214 (-2) ... finished in the top 10 of three of the last four tournaments of the season ... went 6-0-1 in match play as Duke won the Callaway Collegiate Match Play and reached the semifinals of the NCAA Championship ... won all four matches at the Callaway Collegiate Match Play.

2009-10: PING All-East Region selection ... named to the All-ACC Academic team ... led the team in tournaments (13) and rounds (39) played, putts per round (29.47) and top 20 finishes (7) ... finished in the top 20 in the first five tournaments of his college career ... nine under-par rounds is tied for second-most by a freshman in Duke history ... 39 rounds played is the third-most by a Duke freshman ... second on the team in pars per round (11.03), par 3 scoring (3.13), top 10 finishes (3) ... also fired four even-par rounds ... shot 71 in seven out of eight rounds midway through the spring season ... finished eighth at the Gifford Collegiate with a five-under 211 ... Aced the 190-yard,

par 3 seventh hole in the first round of the Gifford Collegiate at CordeValle ... shot a season-low 68 in the second round at the Gifford Collegiate ... best finish was a tie for second at the N.C. State Wolfpack Intercollegiate ... placed sixth at the SunTrust Gator Invitational with a 71-70-72=213 (+3).

SUMMER, 2009: Shot 74-70=144 (E) in the U.S. Amateur Public Links stroke play ... posted a 3 and 1 win in the opening round before losing in 20 holes in the second round of the U.S. Am Pub Links match play ... shot 69-69=138 to grab medalist honors at U.S. Amateur Public Links qualifier at St. John's Golf Club ... tied for fifth at the Florida State Amateur with a 72-72-72-74=290 ... shot 68-74=142 and was first alternate in U.S. Amateur qualifying at Juliette Falls Country Club.

PREP: Two-time Florida 2A individual state champion (2007, 2008) ... two-time all-state selection ... four-time all-conference and all-city pick ... three-time all-region and all-district honoree ... posted a 35.5 stroke average as a senior ... broke school record for most wins in a career ... led his team to a state championship in 2008, winning in a playoff.

JUNIOR GOLF: 2008 Rolex second team All-American ... posted five top 10 finishes in 2008 ... placed second at The Verizon Junior Heritage ... shot 74-72=146 to tie for third at the Polo Golf Junior Classic ... advanced to the semifinals of the Polo Golf Junior Classic match-play ... fired a 279 (72-70-69-68) to tie for seventh at the Western Junior ... finished eighth at The Junior PLAYERS Championship with a 69-73-78 ... tied for eighth at the HP Junior Championship with a 76-71-69-73=289 ... advanced to the second round of the 2008 U.S. Junior Amateur match play ... recorded two top 10 finishes in 2007 ... shot 74-71-69=214 to place sixth at the Golf Pride Junior Classic ... tied for seventh at The Verizon Junior Heritage with a 73-75=148 ... won 2006 Medicus Preseason Junior at Black Bear with a two-round total of 143 ... advanced to the match play portion at the U.S. Junior Amateur in 2006.

PERSONAL: Born on April 6, 1991 in New York ... son of Jagan and Lorena Suri ... father, Jagan, works in the business development of golf courses ... mother, Lorena, works as a graphic designer ... has a younger brother, Devin ... father played tennis at McNeese State ... graduated Magna Cum Laude with 4.2 GPA ... lettered in academics in high school ... favorite athletes are Tiger Woods and Kobe Bryant ... hopes to play on the PGA tour after graduation.

Year	Total Tournaments	Total Rounds	Total Strokes	Stroke Average	Even Par Rounds	Under Par Rounds	Best	Best	Top	Top	Top	Best
2009-10	13	39	2,870	73.6	4	9	68	211	5	10	7	T-2nd
2010-11	9	27	1,966	72.8	2	10	68	209	2	4	5	T-3rd
2011-12	11	33	2,352	71.3	3	16	65	202	5	6	8	1st
Career	33	99	7,188	72.6	9	35	65	202	8	13	20	1st



Austin Cody
Right-Handed
5-11 • 150 • Junior-2L
North Charleston, S.C.
(Pinewood Prep)

2011-12: Member of the All-ACC Academic team ... played in 11 tournaments for a total of 32 rounds ... fourth on the team with a 73.3 stroke average ... recorded five top 20 finishes, including a pair of top 10 showings ... was second on the team in par

5 scoring (4.75) and third in fairways hits (.723) ... registered nine under-par rounds and tied for the team lead with four even-par efforts ... fired a five-under 208 (70-71-67) to finish tied for seventh at the Royal Oaks Inter-collegiate ... tied for ninth at the O'Briant-Jensen Memorial ... also had top 20 finishes at the Rod Myers Invitational, Irish Creek Collegiate and River Landing Intercollegiate ... posted a 3-1 record during the Callaway Collegiate Match Play Championship.

SUMMER, 2011: Won the Santee Amateur on the second playoff hole ... shot 69-72=141 to reach the playoff ... posted an 18-under 270 (69-69-65-67) to win the Rice Planters Amateur ... shot 70-72=142 (E) to reach a playoff at the U.S. Amateur ... reached match play at the South Carolina Amateur ... also played in the Dogwood Invitational, Southern Amateur and Palmetto Amateur.

2010-11: Member of the All-ACC Academic team ... posted a 73.9 stroke average ... best finish was a tie for seventh with a 69-72-74=215 (-1) at the U.S. Collegiate Championship ... posted four under-par rounds with two rounds in the 60s ... also had two even-par rounds ... finished tied for 15th at the Irish Creek Collegiate while playing as an individual ... posted a team-low 72 in the final round of the NCAA Championship to help Duke advance to match play ... went 5-1-1 in match play as Duke won the Callaway Collegiate Match Play and reached the semifinals of the NCAA Championship.

PREP: Three-time SCISA 3-A individual state champion (2006-08) ... four-time SCISA 3-A Golfer of the Year (2006-09) ... led Pinewood to four SCISA 3-A state championships and two runner-up finishes ... had a 36.0 stroke average as a senior ... named Region Player of the Year five times (2006-10) ... a seven-time all-state selection ... shot 67-70 to win the 2009 SCISA AAA championship ... compiled a stroke average of 34.0 as a junior and 35.0 as a sophomore ... selected Lowcountry High School Golfer of the Year four times (2006-09).

JUNIOR GOLF: Three-time Rolex Junior All-American ... a two-time qualifier at the USGA Junior Amateur, advancing to the match play portion in 2009 ... three-time SCGA State Amateur qualifier ... 2008 USGA Amateur qualifier ... Pine Forest CC and Coosaw Creek CC men's champion ... listed at 29th in the Polo Golf rankings ... ranked 12th overall by Golfweek, sixth in the 2010 recruiting class ... finished second at the 2009 Bobby Chapman Junior Invitational with a score of 65+70=135 ... shot a 217 (72-74-71) at The Junior PLAYERS Championship in 2009 to tie for seventh ... twice selected to the AJGA Canon Cup East team ... fired a 73-72=145 to tie for 17th at the 2009 Polo Golf Junior Classic ... shot 67-65-70 to finish second at the 2009 SCGA State Junior at Bulls Bay CC ... also placed second at the Rice Planters Invitational in 2009 with a 65-68-69-70 ... won the Fall Challenge at Cheraw State Park with a tournament record 137 (69-68) ... named the 2009 SCJGA Jay Haas Player of the Year ... fired a 283 (-5) to finish third at the 2009 Western Junior Amateur ... shot 71-69-68-72 to place fourth at the 2009 S.C. Amateur ... a highly successful junior golfer with 18 championships ... four-time champion at the Donald Ross Invitational ... three-time winner at Callaway Golf Junior World, Junior Azalea and PJGT Tour of Champions events ... two-time SCGA Junior champion ... also grabbed medalist honors at the Press Thronton Future Masters.

PERSONAL: Born on June 8, 1992 in Winston-Salem, N.C. ... son of Quince and Billie Cody ... father, Quince, is the Head of Advancement at Pinewood Preparatory ... mother, Billie, is a third grade teacher at Pinewood ... has a younger sister, Blair ... father ran track and cross country at Appalachian State ... favorite athletes are Tiger Woods and LeBron James.

PLAYER BIOS

Year	Total Tournaments	Total Rounds	Total Strokes	Stroke Average	Even Par Rounds	Under Par Rounds	Best 18	Best 54	Top 5	Top 10	Top 20	Best Finish
2010-11	8	24	1,766	73.9	2	4	69	215	0	1	2	T-7th
2011-12	11	32	2,345	73.3	4	9	67	208	0	2	5	T-7th
Career	19	56	4,111	73.4	6	13	67	208	0	3	7	T-7th



Yaroslav Merkulov

Right-Handed

5-10 • 180 • Junior-2L

Penfield, N.Y.

(Penfield)

PLAYER BIOS

2011-12: Played 21 rounds over seven tournaments ... had a 73.9 stroke average with three under-par rounds and two even-par efforts ... fired a six-under 207 (72-67-68) to finish tied for seventh at the Irish Creek Collegiate ... closed the year with three rounds in the 60s ... went 1-3 at the Callaway Collegiate Match Play Championship ... battled illness and injuries throughout his sophomore season.

SUMMER, 2011: Finished tied for eighth at the Monroe Invitational with a 70-72-72-67=281 (+1) ... was in contention at the John Ryan Memorial RDGA before withdrawing due to injury after the third round.

2010-11: Named to the All-ACC Academic team ... posted a 73.1 stroke average ... led the team in greens in regulation (.652) ... tied for second with six rounds in the 60s, matching a Duke freshman record in the process ... posted 14 rounds of even-par or better golf, second-most by a Duke freshman ... shot 73-68-68=209 (-4) to tie for second at the Irish Creek Collegiate ... third on the team with eight under-par rounds ... shot a three-under 67 at the Fighting Illini Invitational in his first collegiate round ... went on to finish tied for seventh with a 212 ... halved a match with Johan Debeer (TCU) in his only match play competition of the season.

SUMMER, 2010: Shot 71-73-69=213 (E) to finish tied for 12th and reach match play at the Western Amateur ... posted a 2 and 1 win in the opening round before falling in the quarterfinals of match play ... finished tied for 33rd at the Porter Cup with a 72-72-70-66=280 (E) ... tied for fourth at the TOYOTA Junior World Cup in Japan with an eight-under 276 (69-70-69-68) ... top finisher for the U.S. team, which placed second overall.

PREP: Six-time letterwinner at Penfield High School ... named to the all-state team five times (2006-10) ... All-Greater Rochester Player of the Year in 2007, 2008, 2009 and 2010 ... boasted a 36.7 stroke average as a senior ... led Penfield to the New York state championships in 2010, sinking a putt on the final hole to secure the title ... had a 35.5 stroke average in 2009, helping his team to the Section V team championship ... recorded stroke averages of 36.0 and 37.0 as a sophomore and freshman.

JUNIOR GOLF: Received the Byron Nelson International Junior Golf Award in 2010 ... rated No. 3 in the Polo Golf rankings ... 2009 Rolex Jr. first team All-America ... shot 72-70-71=213 to finish as the runner-up at the 2009 Junior PLAYERS Championship at TPC Sawgrass ... had five top 20 finishes in 2009 ... a member of the 2009 Canon Cup, compiling a 3-0-1 record at the event ... won the 87th New York State Amateur, tying for the youngest champion in tournament history at 17-years-old ... two-time winner of the New York State Junior Amateur ... also won the 2006 New York State Boy's Amateur.

PERSONAL: Born on February 28, 1992 in Smolensk, Russia ... son of Steve and Tanya Coryell ... father, Steve, is a pharmacist ... mother, Tanya, is a physician's assistant ... has an older sister, Katya ... National Honor Society member ... High Honor Roll in every quarter of high school ... hobbies include basketball, soccer, weight lifting and ultimate frisbee ... favorite athlete is Tiger Woods.

Year	Total Tournaments	Total Rounds	Total Strokes	Stroke Average	Even Par Rounds	Under Par Rounds	Best 18	Best 54	Top 5	Top 10	Top 20	Best Finish
2010-11	8	23	1,681	73.1	0	8	67	209	1	2	3	T-2nd
2011-12	7	21	1,552	73.9	2	3	67	207	0	1	1	T-7th
Career	15	44	3,233	73.5	2	11	67	207	1	3	4	T-2nd



Michael Ricaurte
Right-Handed
6-3 • 210 • Sophomore-1L
Columbus, Ohio
(Saint Charles Prep)

2011-12: Played in four tournaments for 11 total rounds ... had a 77.3 stroke average with a season best round of 72 at the Irish Creek Collegiate and John Burns Intercollegiate ... also played in the Rod Myers Invitational and O'Briant-Jensen

Memorial.

PREP: Four-year letterwinner and team captain in 2010 for Anthony Mampieri at Saint Charles Prep ... first team all-state selection as a senior after winning the Division I OHSAA individual state championship ... shot 71-73=144 to win the state championship, the lowest score in the event since the OSU Scarlet Course was renovated ... boasted a 74.5 stroke average in 2010 with medalist honors at the Columbus Academy Shootout and Howlett Invitational ... named Athlete of the Week by the Columbus Dispatch and Agonis Club during his senior year ... awarded the Archie Griffin Sportsmanship Award in 2010 ... two-time honorable mention all-district performer ... earned all-conference honors as a junior and senior ... helped Saint Charles Prep to state, sectional and district team titles in 2009 and 2010 ... team set a state championship record with a 610 in 2010.

JUNIOR GOLF: Won the AJGA Columbus Jr. Qualifier with a score of 69 ... won the Columbus District Golf Association Junior Championship at the age of 15.

PERSONAL: Son of Mark and Teresa Ricaurte ... born Michael Costanzo Jorge Ricaurte on August 1, 1993 in Columbus, Ohio ... has an older sister, Maria and a younger brother, Anthony ... member of the National Honor Society 2009-2011 ... four-time recipient of the Scholar Athlete Award at Saint Charles Preparatory ... also active with Habitat for Humanity ... hobbies include snowboarding and basketball ... favorite athlete is Tiger Woods.

Year	Total Tournaments	Total Rounds	Total Strokes	Stroke Average	Even Par Rounds	Under Par Rounds	Best 18	Best 54	Top 5	Top 10	Top 20	Best Finish
2011-12	4	11	850	77.3	1	0	72	227	0	0	0	T-31st
Career	4	11	850	77.3	1	0	72	227	0	0	0	T-31st



Turner
Southey-Gordon
Left-Handed
5-9 • 150 • Sophomore-1L
Toronto, Ontario, Canada
(Upper Canada College)

2011-12: Played a total of 14 rounds in five tournaments for the Blue Devils ... had a 74.4 stroke average with two under-par rounds and one even-

par effort ... finished a season best tied for fourth at the O'Briant-Jensen Memorial ... hit 84.7 percent of his fairways during the year ... averaged 28.5 putts per round ... also played in the Rod Myers Invitational, Royal Oaks Intercollegiate, Irish Creek Collegiate and River Landing Intercollegiate.

PREP: Played five years of golf at Upper Canada College for head coach Jim LaPlante ... led the team to CISAA regional championships as a sophomore, junior and senior ... paced Upper Canada College to the Provincial Championship in 2010 ... posted a 71.0 stroke average as a senior.

JUNIOR GOLF: Member of the Team Ontario golf team ... finished tied for sixth at the Nike Golf Canadian International Junior Challenge ... posted the low-round of the tournament with a 69 in the second round ...reached the round of 32 at the 2011 Men's Match Play Championship ... finished tied for 16th with a 229 at the 2011 Future Links Ontario ... also competed in the Can-Am Junior Team Matches, earning a two-point victory in his individual match ... gold medalist at the 2010 Ontario Summer Games with scores of 68-68 ... finished tied for fourth at the 2010 Ontario Boys Spring Classic ...

shot 67-66=133 to win the 2010 Southeast Junior Championships at Duke University Golf Club by eight strokes.

PERSONAL: Son of Rob Gordon and Jane Southey ... born Turner Hillman Southey-Gordon August 22, 1993 in Toronto, Canada ... has a younger brother, Bubba ... father, Rob, played tennis at the University of Oklahoma and is an orthopedic surgeon ... mother, Jane, is a lawyer ... graduated with honors from Upper Canada College ... served as a mentor for young students as a junior and senior ... also volunteered with Meals on Wheels in 2010 and 2011 ... created a ball hockey club team ... hobbies include fishing, ball hockey, and basketball...favorite athlete is Rafael Nadal ... nearly qualified for the 2011 RBC Canadian Open, missing by one stroke.

Year	Total Tournaments	Total Rounds	Total Strokes	Stroke Average	Even Par Rounds	Under Par Rounds	Best 18	Best 54	Top 5	Top 10	Top 20	Best Finish
2011-12	5	14	1,041	74.4	1	2	69	219	1	1	1	T-4th
Career	5	14	1,041	74.4	1	2	69	219	1	1	1	T-4th



Mads Soegaard
Right-Handed
6-3 • 190 • Freshman-HS
Ikast, Jylland, Denmark
(Ikast-Brande Gymnasium)

PREP: Ranked as the No. 1 junior player in Denmark ... shot 75-70-70-72=287 to tie for eighth at the 2012 Portuguese International Amateur ... finished tied for ninth at the 2011 Duke of York Young Champions Trophy at Royal Troon GC ... placed

second at the 2011 Danish Amateur ... tied for third at the IJGT Legends at Parris Island with a 146 (69-77) ... won the 2008 IJGT Colleton River Plantation (13-15 years old age group) with a 75-73-72=220 ... played in the 2008 European Boys Team Championship, helping Denmark to a fifth place finish.

PERSONAL: Son of Lars and Helene Soegaard ... born on May 23, 1993 in Ikast, Denmark ... has two younger brothers, Emil and Jeppe, that also play golf ... father, Lars, played professional handball ... hobbies include working out and cars ... favorite athlete is Rory McIlroy.



Motin Yeung
Right-Handed
5-11 • 205 • Freshman-HS
Beijing, China
(Windermere [Fla.] Prep)

PREP: 2011 Rolex first team Junior All-America ... has recorded 15 top 10 finishes in junior tour events, including wins at the 2010 Jones Cup Invitational and the 2008 All-Star at Nemaocolin ... col-

lected runner-up finishes at the 2009 AJGA Southeast Open and the 2009 W. Duncan MacMillan Classic at Rush Creek ... tied for third at the 2010 AJGA Junior at Kingsmill Resort and Spa ... posted fourth place finishes at the 2011 Thunderbird International and 2008 All-Star at Petersburg ... finished fifth at 2009 Bubba Conlee National, 2009 Mizuno Junior at Innisbrook and 2008 Medicus All-Star at Oakwood ... placed seventh at 2009 Nationwide Insurance Junior presented by the Memorial Tournament ... tied for eighth at the 2011 PING Invitational, 2010 HP Boys Championship at Carlton Woods and 2009 Nemaocolin Junior Classic ... also finished eighth at the 2007 John Deere Classic Junior All-Star.

PLAYER BIOS

Cody's Tournament Results

2011-12		
Fighting Illini Invitational	79-79-74=232 (+22)	T-66th
Rod Myers Invitational	75-73-75=223 (+7)	20th
The Prestige at PGA West	75-74-70=219 (+3)	T-49th
O'Briant-Jensen Memorial	72-76=148 (+8)	T-9th
Royal Oaks Intercollegiate	70-71-67=208 (-5)	T-7th
John Burns Intercollegiate	67-75-76=218 (+2)	T-27th
Southern Highlands Masters	78-78-71=227 (+11)	T-42nd
Callaway Collegiate Match Play		
Arizona State (First Round)	vs. Stan Gaultier	W, 5&4
Indiana (OF)	vs. Brant Peaper	W, 1-up
California (SF)	vs. Joel Stalter	W, 2&1
Arkansas (Finals)	vs. Austin Cook	L, 3&1
Irish Creek Collegiate	72-71-68=211 (-2)	T-12th
River Landing Intercollegiate	72-75-69=216 (E)	T-19th
ACC Championship	74-76-71=221 (+5)	T-41st
NCAA East Regional	79-71-72=222 (+6)	T-23rd
2010-11		
Wolfpack Intercollegiate	73-69-76=218 (+5)	27th
Rod Myers Invitational	74-71-74=219 (+3)	T-26th
U.S. Collegiate Championship	69-72-74=215 (-1)	T-7th
TCU Match Play	vs. Johnny Antle	W, 6&4
Fresno State Lexus Golf Classic	77-74-76=227 (+11)	T-44th
Callaway Collegiate Match Play		
Texas (First Round)	vs. Johnathan Schnitzer	W, 6&5
East Tennessee State (OF)	vs. Lucas Armstrong	W, 4&3
Southern California (SF)	vs. Sam Smith	halved
Illinois (Finals)	vs. Mason Jacobs	W, 3&1
Bulls Bay Intercollegiate	75-77-79=231 (+18)	T-64th
Irish Creek Collegiate	72-73-70=215 (+2)	T-15th
NCAA East Regional	73-74-76=223 (+7)	T-25th
NCAA Championship	77-77-72=226 (+10)	T-66th
NCAA Championship Match Play		
UCLA (OF)	vs. Alex Kim	W, 3&2
Georgia (SF)	vs. Bryden MacPherson	L, 2&1

Gornik's Tournament Results

2011-12		
Fighting Illini Invitational	75-82-77=234 (+24)	T-71st
Rod Myers Invitational	71-74-72=217 (+1)	T-6th
The Prestige at PGA West	79-69-69=217 (+1)	T-39th
U.S. Collegiate Championship	76-76-78=230 (+12)	T-67th
John Burns Intercollegiate	74-77-70=211 (+5)	T-38th
Callaway Collegiate Match Play		
Arizona State (First Round)	vs. Cameron Palmer	halved
Indiana (OF)	vs. David Erby	L, 1-up
California (SF)	vs. Keelan Kilpatrick	W, 19th
Arkansas (Finals)	vs. Thomas Sorensen	halved
Irish Creek Collegiate	76-70-70=216 (+3)	T-25th
River Landing Intercollegiate	74-74-73=221 (+5)	T-38th
2010-11		
Fighting Illini Invitational	74-72-71=217 (+7)	T-30th
Wolfpack Intercollegiate	71-72-73=216 (+3)	T-19th
Rod Myers Invitational	71-73-73=217 (+1)	T-17th
Fresno State Lexus Golf Classic	74-72-73=219 (+3)	T-14th
Southern Highlands Masters	78-70-73=221 (+5)	T-15th
Callaway Collegiate Match Play		
Texas (First Round)	vs. Cody Gribble	W, 3&1
East Tennessee State (OF)	vs. Devin Komline	W, 3&2
Southern California (SF)	vs. Jeffrey Kang	L, 1-up
Illinois (Finals)	vs. Chris DeForest	L, 3&2
Bulls Bay Invitational	71-74-71=216 (+3)	T-24th
Irish Creek Collegiate	68-73-75=216 (+3)	T-17th
ACC Championships	78-68-71=217 (+1)	T-18th
NCAA East Regional	75-75-66=216 (E)	T-8th
NCAA Championship	75-72-74=221 (+5)	T-29th
NCAA Championship Match Play		
UCLA (OF)	vs. Pontus Widegren	W, 6&5
Georgia (SF)	vs. Russell Henley	L, 5&4
2009-10		
Gordin-Myers Collegiate Classic	74-76-80=230 (+14)	T-22nd
UNCG Bridgestone Collegiate	74-71-79=224 (+8)	T-53rd

Merkulov's Tournament Results

2011-12		
Rod Myers Invitational	72-77-76=225 (+9)	T-24th
U.S. Collegiate Championship	75-75-69=219 (+3)	T-26th
Royal Oaks Intercollegiate	74-76-74=224 (+11)	T-63rd
John Burns Intercollegiate	74-76-73=223 (+7)	T-46th
Southern Highlands Masters	79-75-75=229 (+13)	T-48th
Callaway Collegiate Match Play		
Arizona State (First Round)	vs. Austin Quick	L, 2&1
Indiana (OF)	vs. Corey Ziedonis	W, 6&5
California (SF)	vs. Brandon Hagy	L, 2&1
Arkansas (Finals)	vs. Kolton Crawford	L, 21st
Irish Creek Collegiate	72-67-68=207 (-6)	T-7th
River Landing Intercollegiate	79-72-74=225 (+9)	T-53rd
2010-11		
Fighting Illini Invitational	67-73-72=212 (+2)	T-7th
Wolfpack Intercollegiate	72-67-75=214 (+1)	T-13th
Rod Myers Invitational	DQ=69-70	DQ
U.S. Collegiate Championship	75-70-76=221 (+5)	T-27th
TCU Match Play	vs. Johan Debeer	halved
Fresno State Lexus Golf Classic	78-74-75=227 (+11)	T-44th
Southern Highlands Masters	79-80-80=239 (+23)	T-69th
Irish Creek Collegiate	73-68-68=209 (-4)	T-2nd
ACC Championship	69-74-77=220 (+4)	T-26th

Paolini's Tournament Results

2011-12		
Fighting Illini Invitational	69-79-79=227 (+17)	T-55th
Rod Myers Invitational	72-70-74=216 (E)	T-4th
The Prestige at PGA West	73-69-72=214 (-2)	T-26th
U.S. Collegiate Championship	71-76-77=224 (+8)	T-49th
Royal Oaks Intercollegiate	70-69-72=209 (-2)	T-13th
John Burns Intercollegiate	69-68-74=211 (-5)	T-3rd
Southern Highlands Masters	71-73-82=226 (+10)	T-33rd
Callaway Collegiate Match Play		
Arizona State (First Round)	vs. M. Schjoelberg	W, 3&2
Indiana (OF)	vs. David Mills	W, 3&2
California (SF)	vs. Michael Kim	W, 6&5
Arkansas (Finals)	vs. Sebastian Cappellet	L, 4&3
Irish Creek Collegiate	72-72-72=216 (+3)	T-25th
River Landing Intercollegiate	73-69-66=208 (-8)	1st
ACC Championships	72-72-82=226 (+10)	T-49th
NCAA East Regional	73-73-71=217 (+1)	T-7th
2010-11		
Fighting Illini Invitational	74-67-76=217 (+7)	T-30th
Wolfpack Intercollegiate	69-69-72=210 (-3)	T-3rd
Rod Myers Invitational	72-74-73=219 (+3)	T-26th
U.S. Collegiate Championship	73-76-72=221 (+5)	T-27th
TCU Match Play	vs. Scott Roubetush	L, 3&2
Fresno State Lexus Golf Classic	73-70-72=215 (-1)	T-4th
Southern Highlands Masters	78-73-73=224 (+8)	T-25th
Callaway Collegiate Match Play		
Texas (First Round)	vs. Dylan Frittelli	W, 1-up
East Tennessee State (OF)	vs. Paul O'Kane	W, 1-up
Southern California (SF)	vs. T.J. Vogel	W, 2-up
Illinois (Finals)	vs. Luke Guthrie	W, 2&1
Bulls Bay Intercollegiate	73-75-67=215 (+2)	T-17th
Irish Creek Collegiate	68-72-71=211 (-2)	T-7th
ACC Championships	73-69-69=211 (-5)	5th
NCAA East Regional	71-79-72=222 (+6)	T-19th
NCAA Championship	72-72-74=218 (+2)	T-13th
NCAA Championship Match Play		
UCLA (OF)	vs. Patrick Cantlay	L, 1-up
Georgia (SF)	vs. Harris English	L, 5&4
2009-10		
Gordin-Myers Collegiate Classic	72-72-73=217 (+1)	2nd
Bank of Tennessee Intercollegiate	76-72-71=219 (+3)	T-25th
UNCG Bridgestone Collegiate	73-69-71=219 (+3)	T-32nd
Gifford Collegiate	71-70-75=216 (E)	T-28th
SunTrust Gator Invitational	77-70-69=216 (+6)	T-15th
General Hackler Championship	78-73-77=228 (+12)	T-27th
Hootie at Bulls Bay Intercollegiate	73-68-69=210 (-3)	T-8th
Administrastaff ASU Invitational	73-70-72=215 (-1)	T-31st
N.C. State Wolfpack Intercollegiate	74-76-71=221 (+8)	T-22nd
ACC Championship	73-66-71=210 (-6)	T-4th
NCAA Central Regional	73-70-65=208 (-2)	T-6th
NCAA Championship	76-75-74=225 (+9)	T-103rd

Ricourte's Tournament Results

2011-12		
Rod Myers Invitational	80-80-78=238 (+22)	T-57th
O'Briant-Jensen Memorial	77-80=157 (+17)	T-31st
John Burns Intercollegiate	82-72-73=227 (+11)	T-63rd
Irish Creek Collegiate	72-79-77=228 (+15)	T-56th

Southey-Gordon's Tournament Results

2011-12		
Rod Myers Invitational	75-76-80=231 (+15)	T-45th
O'Briant-Jensen Memorial	75-69=144 (+4)	T-4th
Royal Oaks Intercollegiate	69-78-75=222 (+9)	T-56th
Irish Creek Collegiate	71-76-72=219 (+6)	T-38th
River Landing Intercollegiate	73-77-75=225 (+9)	T-53rd

Sumrall's Tournament Results

2011-12		
Rod Myers Invitational	77-72-75=224 (+8)	T-21st
O'Briant-Jensen Memorial	74-80=154 (+14)	T-20th
Irish Creek Collegiate	74-71-69=214 (+1)	T-20th
River Landing Intercollegiate	74-72-75=221 (+5)	T-38th
ACC Championship	72-70-72=214 (-2)	T-14th
NCAA East Regional	73-71-77=221 (+5)	T-16th
2010-11		
Fighting Illini Invitational	77-73-75=225 (+15)	T-61st
Wolfpack Intercollegiate	71-68-73=212 (-1)	10th
Rod Myers Invitational	75-75-75=225 (+9)	T-44th
TCU Match Play	vs. Eduardo Perez	L, 3&2
Fresno State Lexus Golf Classic	78-74-82=234 (+18)	T-71st
2009-10		
Gordin-Myers Collegiate Classic	71-76-72=219 (+3)	5th
UNCG Bridgestone Collegiate	74-76-75=225 (+9)	T-58th
Gifford Collegiate	78-72-75=225 (+9)	T-65th
SunTrust Gator Invitational	78-75-78=231 (+21)	65th
John Hayt Invitational	74-73-77=224 (+8)	T-18th
General Hackler Championship	80-81-77=238 (+22)	T-50th

Suri's Tournament Results

2011-12		
Fighting Illini Invitational	72-79-73=224 (+14)	T-41st
Rod Myers Invitational	70-73-68=211 (-5)	1st
The Prestige at PGA West	70-73-71=214 (-2)	T-26th
U.S. Collegiate Championship	67-74-71=212 (-4)	T-3rd
Royal Oaks Intercollegiate	74-68-65=207 (-6)	6th
John Burns Intercollegiate	665-70-70=205 (-11)	1st
Southern Highlands Masters	70-72-75=217 (+1)	T-5th
Callaway Collegiate Match Play		
Arizona State (First Round)	vs. Spencer Fletcher	W, 4&2
Indiana (OF)	vs. Chase Wright	W, 2-up
California (SF)	vs. Max Homa	L, 4&3
Arkansas (Finals)	vs. Ethan Tracy	W, 5&3
Irish Creek Collegiate	66-71-65=202 (-11)	2nd
River Landing Intercollegiate	72-68-74=214 (-2)	12th
ACC Championships	74-66-76=216 (+E)	T-18th
NCAA East Regional	79-76-75=230 (+14)	T-55th
2010-11		
Rod Myers Invitational	69-72-74=215 (-1)	12th
U.S. Collegiate Championship	78-75-75=228 (+12)	T-57th
TCU Match Play	vs. Matt Johnson	W, 1-up
Fresno State Lexus Golf Classic	73-70-73=216 (E)	T-8th
Southern Highlands Masters	74-78-74=226 (+10)	T-36th
Callaway Collegiate Match Play		
Texas (First Round)	vs. Julio Vegas	W, 5&3
East Tennessee State (OF)	vs. Patrick Spragg	W, 2-up
Southern California (SF)	vs. Martin Trainer	W, 3&2
Illinois (Finals)	vs. Thomas Pietres	W, 3&1
Bulls Bay Intercollegiate	80-71-68=219 (+6)	40th
Irish Creek Collegiate	70-73-68=211 (-2)	T-7th
ACC Championships	71-69-68=209 (-7)	T-3rd
NCAA East Regional	76-70-68=214 (-2)	5th
NCAA Championship	81-74-73=228 (+12)	T-81st
NCAA Championship Match Play		
UCLA (OF)	vs. Pedro Figueiredo	halved
Georgia (SF)	vs. T.J. Mitchell	W, 3&2
2009-10		
Gordin-Myers Collegiate Classic	74-75-79=228 (+12)	T-17th
Bank of Tennessee Intercollegiate	75-74-69=218 (+2)	T-20th
UNCG Bridgestone Collegiate	70-70-74=214 (-2)	T-15th
Gifford Collegiate	69-68-74=211 (-5)	T-8th
SunTrust Gator Invitational	71-70-72=213 (+3)	6th
John Hayt Invitational	80-70-78=228 (+12)	T-38th
General Hackler Championship	77-74-74=225 (+9)	T-17th
Hootie at Bulls Bay Intercollegiate	74-71-71=216 (+3)	T-27th
Administrastaff ASU Invitational	71-71-71=213 (-3)	T-24th
N.C. State Wolfpack Intercollegiate	73-71-71=215 (+2)	T-2nd
ACC Championship	73-78-82=233 (+17)	52nd
NCAA Central Regional	74-72-79=225 (+15)	T-63rd
NCAA Championship	79-77-75=231 (+15)	T-139th

Third Annual Rod Myers Invitational

Duke will host the third annual Rod Myers Invitational (Oct. 13-14, 2012) at the Duke University Golf Club. The 54-hole event will feature 36-holes of play on Saturday, followed by an 18-hole final round on Sunday. Live scoring, recaps and statistics will be available at the Rod Myers Invitational tournament central web page on www.GoDuke.com/rmi.

Among the teams competing with Duke at the event are Baylor, Charlotte, East Carolina, Iowa, Liberty, North Carolina, N.C. State, Northwestern, Pacific and Tulsa.

**Schedule of Events****Friday, Oct. 12**

8:00 am - Practice facilities open
11:00 am - Practice rounds begin

Saturday, October 13

7:00 am - Practice facilities open
7:50 am - Opening round tee times begin
Second round begins immediately following first round

Sunday, October 14

7:00 am - Practice facilities open
8:05 am - Final round tee times begin
3:30 pm - Awards ceremony

In Lasting Memory of Former Head Coach Rod Myers

The Duke University Athletic Department lost a valuable member of its family on Friday, March 30, 2007, with the passing of men's golf head coach Rod Myers. Myers was 67 and passed away at the Duke University Medical Center after a battle with an acute form of leukemia. The 34-year mentor of the Duke men's golf program was one of the mainstays of the Duke University athletic department and a very well respected member of the golf community.

Myers achieved many personal and professional milestones in his career, but is best remembered for his contributions to the development of thousands of young golfers.

After graduating from Ohio Wesleyan in 1961, Myers joined the coaching circle as an assistant coach at Maryland before taking the head coaching job at Ohio State in 1967. After seven seasons in Columbus, he became the head coach at Duke in 1974. During his 34 years with the Blue Devils, Myers guided Duke to 30 tournament victories, the 2005 ACC Championship and seven NCAA Championship appearances.

In 2005, he was selected as the ACC Coach of the Year and Golfweek's National Coach of the Year after leading Duke to its first ACC Championship since 1966 and an eighth-place tie at the NCAA Championships.

While at the helm of the Duke men's golf team, Myers coached 16 All-Americans, nine Academic All-Americans, 24 All-ACC selections and three ACC individual champions. In 2007, the university named the golf training center after him and an endowed athletic scholarship was created in his honor.

During his 37 years as a member of the PGA of America, Myers was a Master PGA Professional, served on the staff of the Arnold Palmer Golf Academy, was a member of the PGA Rules Committee and officiated at every Masters Championship from 1995-2003. A PGA professional while at Ohio State, Myers was a former president and treasurer of the Golf Coaches Association of America and a former chairman of the NCAA Golf Committee and the USGA Rules Committee.

In 2007, Myers received the Labron Harris, Sr. award which is presented to the college or high school coach and PGA professional whose support of the game through teaching, coaching and involvement in the community has helped ensure the continued growth of the game and represent the finest qualities the game has to offer.

Myers, a native of Springfield, Ohio, was inducted into the Golf Coaches Association Hall of Fame in May of 1986, and was also named to the Ohio Wesleyan Sports Hall of Fame and the Springfield (Ohio) High School Hall of Fame. On February 17, 2007, Myers was inducted into the Carolinas PGA Golf Professional Hall of Fame.

Rod Myers Invitational Records**Low Round**

Team	Score	Round	Year
Iowa	277 (-11)	First Round	2010
UNC Greensboro	280 (-8)	Second Round	2010
Michigan	282 (-6)	First Round	2010
N.C. State	283 (-5)	First Round	2010
Charlotte	284 (-4)	Second Round	2011

Individual

Colin Chapman, UNCG	65 (-7)	Second Round	2010
Devin Komline, ETSU	67 (-5)	Third Round	2010
Arie Fauzi, Tulsa	67 (-5)	Second Round	2010
Barrett Kelpin, Iowa	67 (-5)	First Round	2010
Julian Suri, Duke	68 (-4)	Third Round	2011
Michael Whitehead, Rice	68 (-4)	First Round	2010
Vince India, Iowa	68 (-4)	Second Round	2010
Miguel Echavarria, Michigan	68 (-4)	Second Round	2010
Andre Tourinho, Tulsa	68 (-4)	Second Round	2010

Low Tournament

Team	Score	Year
Iowa	851 (-13)	2010
N.C. State	856 (-8)	2010
Charlotte	860 (-4)	2010
Duke	861 (-3)	2011
Michigan	861 (-3)	2010

Individual

Julian Suri, Duke	211 (-5)	2011
Albin Choi, N.C. State	211 (-5)	2010
Michael Whitehead, Rice	212 (-4)	2010
Brad Hopfinger, Iowa	212 (-4)	2010
Donald Constable, Minnesota	212 (-4)	2010

Tournament Champions

Year	Team	Individual
2010	Iowa - 851 (-13)	Albin Choi, N.C. State - 211 (-5)
2011	Duke - 861 (-3)	Julian Suri, Duke - 211 (-5)

Home Tournament History

For the past 40 years, Duke has hosted an intercollegiate men's golf tournament featuring some of the most talented teams and players in the country. The Blue Devils have won a home event at the Duke University Golf Club 10 times, (1978, 1979, 1999, 2004, 2005, 2006, 2008, 2011).

For the first 17 years, from 1974 to 1990, the tournament was a spring event known as the Iron Duke Classic. The Blue Devils posted wins in the event in 1978 and 1979.

From 1982 to 1995, Duke hosted the John H. Ryan Memorial in the fall. This event was held in the memory of John H. Ryan, Jr., a Duke student in the class of 1984 and member of the golf team, who died in a summer boating accident prior to his junior year. He was selected by Golf Magazine to the 1979 All-American Junior Golf Team. A highly valued member of the Duke golf team and a two-year letterman, John was a young man who exemplified sportsmanship, talent and a genuine love for his fellow students and teammates. He was a gentle person with a strong sense of responsibility, an unassuming presence and a quiet determination. He will always be remembered for the honorable qualities that he exhibited during his lifetime. Duke won the event in 1988 and 1994.

The university hosted both the Iron Duke Classic and John H. Ryan Memorial until the 1989-90 season. In 1990-91, the two events combined to form the John Ryan Iron Duke Classic. The Classic was held each spring for the next four years.

The fall event became the Duke Golf Classic in 1994 and Duke claimed the team title five times (1999, 2004, 2005, 2006 and 2008). In 2008, Duke hosted the first Coca-Cola Individual Collegiate. The event featured 63 individuals from around the country. In 2009, the Blue Devils hosted the Duke Gordin Invitational. The event featured a Division III team competition, as well as 40 Division I individuals from around the country.

The Blue Devils hosted the inaugural Rod Myers Invitational in October of 2010. Duke's home fall tournament was renamed in honor of legendary Duke men's golf coach Rod Myers, who passed away on March 30, 2007 after a battle with an acute form of leukemia.

MEDIA GUIDE

2012-13 DUKE MEN'S GOLF

Date	Tournament	Location (Course)	Finish
Sept. 16-18	Olympia Fields Fighting Illini Invitational	Olympia Fields, Ill. (Olympia Fields Country Club)	13th of 15
Oct. 1-2	Rod Myers Invitational	Durham, N.C. (Duke University Golf Club)	1st of 11
Oct. 9-11	The Prestige at PGA West	Palm Desert, Calif. (PGA West - Norman Course)	T-5th of 16
Oct. 23-25	United States Collegiate Championship	Alpharetta, Ga. (The Golf Club of Georgia)	8th of 14
Oct. 31 - Nov. 1	Royal Oaks Intercollegiate	Dallas, Texas (Royal Oaks Country Club)	2nd of 14
Feb. 15-17	John A. Burns Intercollegiate	Kahuku, O'ahu, Hawaii (Turtle Bay Resort)	T-2nd of 18
March 9-11	Southern Highlands Collegiate Masters	Las Vegas, Nev. (Southern Highlands Golf Club)	7th of 15
March 18-20	Callaway Collegiate Match Play Championship vs. Arizona State (opening round) vs. Indiana (quarterfinals) vs. California (semifinals) vs. Arkansas (final)	Bradenton, Fla. (The Concession Golf Club)	2nd of 16 W, 3-1-1 W, 4-1 W, 3-2 L, 3-1-1
March 31 – April 1	Irish Creek Collegiate	Kannapolis, N.C. (The Club at Irish Creek)	2nd of 13
April 6-7	River Landing Intercollegiate	Wallace, N.C. (River Landing Country Club)	T-2nd of 12
April 20-22	ACC Championship	New London, N.C. (Old North State Club)	6th of 11
May 17-19	NCAA East Regional	Greensboro, N.C. (Grandover Resort East Course)	6th of 14

Name	Trns.	Rds.	Str.	Avg.	Vs. Par	Low 18	High 18	Low 54	High 54	5	10	20	Best Finish (Event)
Julian Suri	11	33	2352	71.3	-0.36	65	79	202	230	5	6	8	1st (Rod Myers Invitational) 1st (John Burns Intercollegiate)
Spencer Anderson	10	30	2177	72.6	0.97	66	81	205	234	1	2	5	T-2nd (Royal Oaks Intercollegiate)
Brinson Paolini	11	33	2396	72.6	0.97	66	82	208	227	3	4	5	1st (River Landing Intercollegiate)
Austin Cody	11	32	2345	73.3	1.78	67	79	208	232	-	2	5	T-7th (Royal Oaks Intercollegiate)
Adam Sumrall	6	17	1248	73.4	1.82	69	80	214	224	-	-	4	T-14th (ACC Championship)
Yaroslav Merkulov	7	21	1552	73.9	2.10	67	79	207	229	-	1	1	T-7th (Irish Creek Collegiate)
Tim Gornik	7	21	1556	74.1	2.52	69	82	216	234	-	1	1	T-6th (Rod Myers Invitational)
Turner Southey-Gordon	5	14	1041	74.4	3.07	69	80	219	231	1	1	1	T-4th (O'Briant-Jensen Memorial)
Michael Ricaurte	4	11	850	77.3	5.91	72	82	227	238	-	-	-	T-31st (O'Briant-Jensen Memorial)
Team	-	212	15,517	73.2		65	82	202	238	10	17	30	1st (Rod Myers Invitational) 1st (John A. Burns Intercollegiate) 1st (River Landing Intercollegiate)

Average Dropped Score: 76.1 (2510/33)

Team Round-by-Round Scoring

	Rds.	Str.	Avg.	Low 18	High 18	Low 54	High 54	Best Finish (Event)
First Round	11	3175	288.6	282	301	-	-	-
Second Round	11	3178	288.9	276	303	-	-	-
Third Round	11	3156	286.9	272	302	-	-	-
Total	33	9509	288.2	272	303	831	893	1st (Rod Myers Invitational) 1st (John A. Burns Intercollegiate)

Individual Player Stats Breakdown

	Spencer Anderson	Austin Cody	Tim Gornik	Yaroslav Merkulov	Brinson Paolini	Michael Ricaurte	Turner Southey-Gordon	Adam Sumrall	Julian Suri
Rounds Played	30	32	21	21	33	11	14	17	33
Under Par Rounds	11/30 (.367)	9/32 (.281)	6/21 (.286)	3/21 (.143)	12/33 (.364)	0/11 (.000)	2/14 (.143)	3/17 (.176)	16/33 (.485)
Even Par Rounds	4/30 (.133)	4/32 (.125)	1/21 (.048)	2/21 (.095)	4/33 (.121)	1/11 (.091)	1/14 (.071)	4/17 (.235)	3/33 (.091)
Rounds in the 60s	6/30 (.200)	4/32 (.125)	2/21 (.095)	3/21 (.143)	7/33 (.212)	0/11 (.000)	2/14 (.143)	1/17 (.059)	9/33 (.273)
Rounds at 75 or under	23/30 (.767)	24/32 (.750)	12/21 (.571)	15/21 (.714)	27/33 (.818)	4/11 (.364)	9/14 (.643)	14/17 (.824)	29/33 (.879)
Rounds Over 75	7/30 (.233)	8/32 (.250)	9/21 (.429)	6/21 (.286)	6/33 (.182)	8/11 (.727)	5/14 (.357)	3/17 (.176)	4/33 (.121)
Rounds Counted	23/24 (.958)	21/32 (.656)	12/18 (.667)	11/15 (.733)	25/33 (.758)	2/3 (.667)	-	10/12 (.833)	32/33 (.970)
Sub-par strokes per round	2.87	3.13	2.86	3.10	3.27	2.09	3.14	2.82	3.85
Pars per round	11.57	10.63	10.48	10.70	10.97	9.36	9.64	11.53	11.24
Bogeys per round	3.23	3.63	4.14	3.20	3.27	5.18	4.14	2.82	2.33
+2 or Worse per round	0.33	0.62	0.54	1.00	0.48	1.25	1.07	0.82	0.57
Pct. of Fairways Hit	.595	.723	.731	.600	.775	.532	.847	.605	.587
Pct of Greens in Reg.	.565	.639	.648	.650	.675	.566	.536	.618	.682
Avg. Putts per round	28.30	30.53	31.29	30.65	30.64	32.36	28.50	30.00	29.70
Par 3 Scoring	3.18	3.20	3.19	3.34	3.11	3.34	3.38	3.19	3.11
Par 4 Scoring	4.10	4.18	4.17	4.14	4.09	4.36	4.19	4.17	4.03
Par 5 Scoring	4.79	4.75	4.99	4.81	4.89	5.22	4.87	4.80	4.71

Team Misc. Stats

	Holes	Avg.	Eagles	Birdies	Pars	Bogeys	Other	Fairways	Greens	GIR<15
Par 3 Holes	660	3.17	1	68	429	144	18	-	.592	.186
Par 4 Holes	1710	4.12	3	243	1089	310	65	.673	.630	.246
Par 5 Holes	600	4.83	8	199	301	78	14	.653	.762	.495
Total	2970	-	12	510	1819	532	97	.668	.648	.283

2011-12 STATISTICS

2012-13 DUKE MEN'S GOLF

MEDIA GUIDE

* played as an individual
under-par rounds in bold

Olympia Fields Fighting Illini Invitational
Sept. 16-18 • Olympia Fields North Course (Olympia Fields, Ill.)
13th of 15 • 292-303-298=893 (+53)
7,205 yards • Par-70

Spencer Anderson	76-66-74=216	+6	T-11th
Julian Suri	72-79-73=224	+14	T-41st
Brinson Paolini	69-79-79=227	+17	T-55th
Austin Cody	79-79-74=232	+22	T-66th
Tim Gornik	75-82-77=234	+24	T-71st

Rod Myers Invitational
Oct. 1-2 • Duke University Golf Course (Durham, N.C.)
1st of 11 • 285-290-286=861 (-3)
7,136 yards • Par-72

Julian Suri	70-73-68=211	-5	1st
Brinson Paolini	72-70-74=216	E	T-4th
Tim Gornik	71-74-72=217	+1	T-6th
Spencer Anderson	72-74-72=218	+2	T-10th
Austin Cody	75-73-75=223	+7	20th
* Adam Sumrall	77-72-75=224	+8	T-21st
* Yaroslav Merkulov	72-77-76=225	+9	T-24th
* Turner Southey-Gordon	75-76-80=231	+15	T-45th
* Michael Ricaurte	80-80-78=238	+22	T-57th

The Prestige at PGA West
Oct. 9-11 • Greg Norman Course at PGA West (La Quinta, Calif.)
T-5th of 16 • 289-285-282=856 (-8)
7,156 yards • Par-72

Julian Suri	70-73-71=214	-2	T-26th
Brinson Paolini	73-69-72=214	-2	T-26th
Tim Gornik	79-69-69=217	+1	T-39th
Spencer Anderson	71-74-72=217	+1	T-39th
Austin Cody	75-74-70=219	+3	T-49th

United States Collegiate Championship
Oct. 23-25 • Golf Course of Georgia (Alpharetta, Ga.)
8th of 14 • 283-300-290=873 (+9)
7,017 yards • Par-72

Julian Suri	67-74-71=212	-4	T-3rd
Spencer Anderson	70-75-73=218	+2	T-22nd
Yaroslav Merkulov	75-75-69=219	+3	T-26th
Brinson Paolini	71-76-77=224	+8	T-49th
Tim Gornik	76-76-78=230	+12	T-67th

O'Briant-Jensen Memorial
Oct. 24-25 • The Cardinal Golf & Country Club (Greensboro, N.C.)
No Team Score - Individual Competition
7,002 yards • Par-70

* Turner Southey-Gordon	75-69=144	+4	T-4th
* Austin Cody	72-76=148	+8	T-9th
* Adam Sumrall	74-80=154	+14	T-20th
* Michael Ricaurte	77-80=157	+17	T-31st

Royal Oaks Intercollegiate
Oct. 31-Nov. 1 • Royal Oaks CC (Dallas, Texas)
2nd of 14 • 282-276-273=831 (-21)
7,068 yards • Par-71

Spencer Anderson	68-68-69=205	-8	T-2nd
Julian Suri	74-68-65=207	-6	6th
Austin Cody	70-71-67=208	-5	T-7th
Brinson Paolini	70-69-72=209	-2	T-13th
* Turner Southey-Gordon	69-78-75=222	+9	T-56th
Yaroslav Merkulov	74-76-74=224	+11	T-63rd

John A. Burns Intercollegiate
Feb. 15-17 • Turtle Bay Palmer Course (Kahuku, Hawaii)
T-2nd of 18 • 282-286-286=854 (-10)
7,218 yards • Par-72

Julian Suri	65-70-70=205	-11	1st
Brinson Paolini	69-68-74=211	-5	T-3rd
* Austin Cody	67-75-76=218	+2	T-27th
Tim Gornik	74-77-70=221	+5	T-38th
Yaroslav Merkulov	74-76-73=223	+7	T-46th
Michael Ricaurte	82-72-73=227	+11	T-63rd

Southern Highlands Collegiate Masters
March 9-11 • Southern Highlands Golf Club (Las Vegas, Nev.)
7th of 15 • 297-295-302=894 (+30)
7,510 yards • Par-72

Julian Suri	70-72-75=217	+1	T-5th
Brinson Paolini	71-73-82=226	+10	T-33rd
Austin Cody	78-78-71=227	+11	T-42nd
Yaroslav Merkulov	79-75-75=229	+13	T-48th
Spencer Anderson	78-75-81=234	+18	T-60th

Callaway Collegiate Match Play Championship
March 18-20 • The Concession GC (Bradenton, Fla.)
FINALS

(1) Arkansas def. (3) Duke, 3-1-1
Sebastian Cappelen, Arkansas def. Brinson Paolini, Duke; 4 & 3
Julian Suri, Duke def. Ethan Tracy, Arkansas; 5 & 3
Austin Cook, Arkansas def. Austin Cody, Duke, 3 & 1
Kolton Crawford, Arkansas def. Yaroslav Merkulov, Duke; 21 holes
Tim Gornik, Duke halved Thomas Sorensen, Arkansas

SEMIFINALS
(3) Duke def. (2) California, 3-2

Brinson Paolini, Duke def. Michael Kim, California; 6 & 5
Max Homa, California def. Julian Suri, Duke; 4 & 3
Austin Cody, Duke def. Joel Stalter, California; 2 & 1
Brandon Hagy, California def. Yaroslav Merkulov, Duke; 2 & 1
Tim Gornik, Duke def. Keelan Kilpatrick, California; 19 holes

QUARTERFINALS
(3) Duke def. (6) Indiana, 4-1

Julian Suri, Duke def. Chase Wright, Indiana; 2-up
Brinson Paolini, Duke def. David Mills, Indiana; 3 & 2
Austin Cody, Duke def. Brant Peaper, Indiana; 1-up
Yaroslav Merkulov, Duke def. Corey Ziedonis, Indiana; 6 & 5
David Erdy, Indiana def. Tim Gornik, Duke; 1-up

FIRST ROUND
(3) Duke def. (14) Arizona State, 3-1-1

Julian Suri, Duke def. Spencer Fletcher, Arizona State; 4 & 2
Brinson Paolini, Duke def. Mathias Schjoelberg, Arizona State; 3 & 2
Austin Cody, Duke def. Stan Gaultier, Arizona State; 5 & 4
Austin Quick, Arizona State def. Yaroslav Merkulov, Duke; 2 & 1
Tim Gornik, Duke halved Cameron Palmer, Arizona State

Irish Creek Collegiate
March 31-April 1 • The Club at Irish Creek (Kannapolis, N.C.)
2nd of 13 • 284-283-272=839 (-13)
7,099 yards • Par-71

Julian Suri	66-71-65=202	-11	2nd
* Yaroslav Merkulov	72-67-68=207	-6	T-7th
Austin Cody	72-71-68=211	-2	T-12th
* Spencer Anderson	72-72-69=213	E	T-17th
Adam Sumrall	74-71-69=214	+1	T-20th
Tim Gornik	76-70-70=216	+3	T-25th
Brinson Paolini	72-72-72=216	+3	T-25th
* Turner Southey-Gordon	71-76-72=219	+6	T-38th
* Michael Ricaurte	72-79-77=228	+15	T-56th

River Landing Intercollegiate
April 6-7 • River Landing GC (Wallace, N.C.)
2nd of 12 • 291-281-283=855 (-9)
6,904 yards • Par-72

Brinson Paolini	73-69-66=208	-8	1st
Julian Suri	72-68-74=214	-2	12th
* Spencer Anderson	77-72-66=215	-1	T-13th
Austin Cody	72-75-69=216	E	T-19th
Adam Sumrall	74-72-75=221	+5	T-38th
* Tim Gornik	74-74-73=221	+5	T-38th
Yaroslav Merkulov	79-72-74=225	+9	T-53rd
* Turner Southey-Gordon	73-77-75=225	+9	T-53rd

2011-12 RESULTS

MEDIA GUIDE**2012-13 DUKE MEN'S GOLF****ACC Championship**

April 20-22 • Old North State Club (New London, N.C.)

6th of 11 • 289-278-295=862 (-2)

7,102 yards • Par-72

Adam Sumrall	72-70-72=214	-2	T-14th
Julian Suri	74-66-76=216	E	T-18th
Spencer Anderson	71-70-76=217	+1	T-21st
Austin Cody	74-76-71=221	+5	T-41st
Brinson Paolini	72-72-82=226	+10	T-49th

NCAA East Regional

May 17-19 • Grandover Resort East Course (Greensboro, N.C.)

6th of 14 • 301-291-289=881 (+17)

7,271 yards • Par-72

Brinson Paolini	73-73-71=217	+1	T-7th
Adam Sumrall	73-71-77=221	+5	T-16th
Austin Cody	79-71-72=222	+6	T-23rd
Spencer Anderson	76-77-71=224	+8	T-28th
Julian Suri	79-76-75=230	+14	T-55th

2012-13 DUKE MEN'S GOLF

MEDIA GUIDE

Byron Nelson Award

2010 Adam Long (finalist)

Golfweek National Coach of the Year

2005 Rod Myers

GCAA All-America

1961 Dick Dion (hm)
 1962 George Smith (3rd team)
 1972 Bill Mallon (hm)
 1973 Bill Mallon (hm)
 1981 Charlie Bolling (2nd team)
 1984 Chuck Taylor (3rd team)
 1985 Chuck Taylor (2nd team)
 1990 John Karcher (3rd team)
 Jason Widener (2nd team)
 1995 Joe Ogilvie (hm)
 1997 Jason Buha (2nd team)
 1999 Matt Krauss (hm)
 2000 Matt Krauss (hm)
 2004 Nathan Smith (3rd team)
 Ryan Blaum (hm)
 2005 Ryan Blaum (1st team)
 Nathan Smith (hm)
 Michael Schachner (hm)
 2006 Ryan Blaum (2nd team)
 2007 Michael Schachner (hm)
 2011 Brinson Paolini (hm)
 2012 Julian Suri (3rd)

Golfweek All-America

2006 Ryan Blaum (1st team)
 Jake Grodzinsky (hm)
 2012 Julian Suri (hm)

Academic All-America

1984 Todd Anderson
 1985 Todd Anderson
 1995 Danny Brawley
 Raleigh Shoemaker
 1997 Erik Bertrand
 1998 Marc Chatelain
 1999 Marc Chatelain
 2001 Matt Krauss
 Paul Tucker
 2002 Matt Krauss
 2003 Mike Castleforte
 2004 Mike Castleforte
 2009 Adam Long

All-Region

2004 Ryan Blaum
 Nathan Smith
 2005 Ryan Blaum
 Nathan Smith
 2008 Michael Schachner
 2009 Adam Long
 2010 Adam Long
 Brinson Paolini
 Wes Roach
 Julian Suri
 2011 Tim Gornik
 Brinson Paolini
 Wes Roach
 Julian Suri
 2012 Spencer Anderson
 Austin Cody
 Brinson Paolini
 Julian Suri

ACC Player of the Year

2005 Ryan Blaum
 2006 Ryan Blaum

ACC Rookie of the Year

1999 Matt Krauss
 2003 Ryan Blaum
 2010 Brinson Paolini

ACC Coach of the Year

2005 Rod Myers

ACC Individual Champion

1962 John Abernethy (co)
 1966 Fred Ewald (co)
 1969 Thorny Hoelle (co)
 1990 Jason Widener
 1999 Matt Krauss
 2005 Ryan Blaum

ACC Individual Runners-Up

1954 Bob Hackett
 Denny Bolster
 1959 Dick Siderowf
 1963 John Abernethy
 1965 Tripp O'Donnell
 1966 Tom Danluck
 1978 Jeff Goettman
 1985 Chuck Taylor

All-ACC

1975 Bob Caprera
 1979 Bob Stanger
 1981 Charlie Bolling
 1983 Chuck Taylor
 1984 Chuck Taylor
 1985 Chuck Taylor
 1988 John Karcher
 1990 John Karcher
 Jason Widener
 1991 Jason Widener
 1993 Jason Widener
 1995 Joe Ogilvie
 1996 Joe Ogilvie
 1997 Jason Buha
 1999 Marc Chatelain
 Matt Krauss
 2000 Matt Krauss
 2001 Matt Krauss
 2004 Ryan Blaum
 Nathan Smith
 2005 Ryan Blaum
 Nathan Smith
 2006 Ryan Blaum
 Jake Grodzinsky
 2007 Adam Long
 2008 Clark Klaasen
 Michael Schachner
 2010 Adam Long
 2011 Brinson Paolini
 2012 Julian Suri

ACC All-Academic Team

2007 Jeff Edelman
 Adam Long
 2008 Matthew Pierce
 Adam Long
 2009 Adam Long
 Clark Klaasen
 2010 Spencer Anderson
 Adam Long
 Brinson Paolini
 Wes Roach
 Julian Suri
 2011 Austin Cody
 Tim Gornik
 Yaroslav Merkulov
 Brinson Paolini
 Julian Suri
 2012 Spencer Anderson
 Austin Cody
 Brinson Paolini
 Adam Sumrall
 Julian Suri

Southern Conference Individual Champion

1933 Roger Peacock
 1934 Cliff Perry
 1936 Cliff Perry
 1937 Johnny Morris
 1938 Skip Alexander
 1939 Skip Alexander
 1940 Henry Russell
 1941 Grover Poole
 1942 Grover Poole
 1947 Jimmy McNair (co)
 1951 Lou McLennan

GCAA Coaches Hall of Fame

1982 Ellis "Dumpy" Hagler
 1986 Rod Myers

Duke Hall of Fame

1976 Mike Souchak
 1977 Art Wall
 1980 Ellis "Dumpy" Hagler
 1983 Cliff Perry
 1987 Skip Alexander
 1988 Dick Siderowf

MEDIA GUIDE

2012-13 DUKE MEN'S GOLF

Individual Championships

1931-32	Roger Peacock		Southern Conference State Intercollegiate
1933-34	Cliff Perry	79-73=152 (+8) 76-73=149 (+5)	State Intercollegiate< Southern Conference
1935-36	Cliff Perry	73-67=140 (-4) 73-75=148 (+4)	State Intercollegiate Southern Conference
1936-37	Johnny Morris	35-34=69 (-3) 69-73=142 (-2)	State Intercollegiate Southern Conference
1937-38	Tom Perry Skip Alexander	76-70=146 (+2)	State Intercollegiate Southern Conference+
1938-39	Bob Brownell Joe Taylor Skip Alexander	144 (E) match-play event 145 (+1) 76-70=146 (+2)	State Intercollegiate Southern Intercollegiate Southern Intercollegiate Southern Conference
1939-40	Skip Alexander Henry Russell	143 (-1) 74-72=146 (+2)	Southern Intercollegiate Southern Conference
1940-41	Grover Poole Bob Brownell	151 (+7) match-play event	Southern Conference Southern Intercollegiate
1941-42	Grover Poole	146 (+2) match-play event	Southern Conference Southern Intercollegiate
1946-47	Jimmy McNair	142 (-2)	Southern Conference<
1950-51	Lou McLennan	147 (+3)	Southern Conference
1961-62	John Abernethy	73-71=144 (E)	Atlantic Coast Conference<
1965-66	Fred Ewald	76-78=154 (+10)	Atlantic Coast Conference<
1968-69	Thorny Hoelle	72-75=147 (+3)	Atlantic Coast Conference<
1973-74	Lee Keesler		Palmetto Invitational
1978-79	Bob Stanger		Iron Duke Intercollegiate
1980-81	Charlie Bolling	218 (+2) 146 (+2) 109 145 (+1) 209 (-7) 214 (-2)	Grandfather Mountain Invitational Kings Mill Invitational Guilford Invitational East Carolina Invitational Tar Heel Invitational Duke Invitational
1981-82	Chuck Taylor		Valentine Invitational
1983-84	Chuck Taylor		John Ryan Memorial
1984-85	Chuck Taylor		Guilford College Invitational
1987-88	John Karcher	73-73=146 (+2) 71-71-72=214 (-2)	Charleston Invitational Gamecock Invitational
1988-89	John Karcher	69-76=145 (+1) 71-66=137 (-7)	John Ryan Memorial Tar Heel Invitational
1989-90	Bruce Kenerson Jason Widener	73-71-71=215 (-1) 70-70-70=210 (-6)	Carpet Capital Classic< Atlantic Coast Conference
1992-93	Justin Klein Mike Muehr	71-69-75=215 (-1) 68-73-68=209 (-4)	Lonnie D. Small Memorial Stanford Shoot-Out
1996-97	Jason Buha	67-69-68=204 (-12)	Keswick Club Cavalier Classic
1998-99	Matt Krauss	75-68-69=212 (-4)	Atlantic Coast Conference
2000-01	Kevin Streeleman	69-71-69=209 (-7)	The Intercollegiate
2002-03	Leif Olson	70-70-75=215 (+1) 70-66-65=201 (-12)	The Ridges< The Nelson
2003-04	Ryan Blaum	66-69-66=201 (-12)	The Nelson<
2003-04	Nathan Smith	68-70-69=207 (-9)	Augusta State Invitational<
2004-05	Ryan Blaum	68-71-69=208 (-8) 68-71-67=206 (-10)	Landfall Tradition Atlantic Coast Conference
2005-06	Ryan Blaum	65-70-67=202 (-14)	Courtyard by Marriott Intercollegiate
2007-08	Michael Schachner	68-68-67=203 (-7) 68-72-69=209 (-7)	SunTrust Gator Invitational< River Landing Intercollegiate>
2009-10	Adam Long	77-69-68=214 (+1)	N.C. State Wolfpack Intercollegiate
2011-12	Julian Suri Brinson Paolini	70-73-68=211 (-5) 65-70-70=205 (-11) 73-69-66=208 (-8)	Rod Myers Invitational John A. Burns Intercollegiate River Landing Intercollegiate

+ awarded individual title via coin toss after tying with two others for medalist honors
 < denotes co-champion
 > won tournament in a playoff

Team Championships

1922	Southern Conference
1932	State Championship
1933	State Championship Southern Conference
1935	State Championship Southern Conference
1936	State Championship Southern Conference
1937	Southern Conference
1938	State Championship Southern Conference
1939	State Championship Southern Intercollegiate Southern Conference
1940	Southern Conference
1941	Southern Conference
1942	Southern Conference
1947	Southern Intercollegiate
1948	Southern Conference
1949	Southern Conference
1951	Southern Conference
1954	Atlantic Coast Conference
1959	Atlantic Coast Conference
1961	Atlantic Coast Conference
1962	Atlantic Coast Conference
1966	Atlantic Coast Conference
1971	Big Four Tournament
1972	Annual Collegiate Invitational
1978	Guilford College Invitational Iron Duke Classic
1979	Duke Fall Invitational
1979-80	Yale Invitational Kings Mill Invitational East Carolina Invitational
1982-83	Campbell Invitational
1984-85	Wolfpack Invitational
1987-88	John Ryan Iron Duke Classic Tar Heel Invitational
1991-92	Jack Nicklaus Invitational
1993-94	ECU/Sheraton Intercollegiate John Ryan Iron Duke Spring Classic
1994-95	Kiawah Island Intercollegiate
1996-97	Wofford Invitational Tom O'Brian Memorial
1998-99	Duke Golf Classic
1999-2000	The Nelson
2000-01	The Intercollegiate
2001-02	The Nelson
2002-03	The Nelson
2003-04	The Intercollegiate Coca-Cola Duke Classic
2004-05	Coca-Cola Duke Classic
2004-06	Schenkel E-Z-Go Invitational Courtyard by Marriott Intercollegiate Atlantic Coast Conference
2005-06	Coca-Cola Duke Classic Western Intercollegiate at Pasatiempo
2006-07	Fighting Illini Invitational
2007-08	Coca-Cola Duke Classic River Landing Intercollegiate
2008-09	UNCG Bridgestone Collegiate River Landing Intercollegiate
2010-11	Callaway Collegiate Match Play Irish Creek Collegiate NCAA East Regional
2011-12	Rod Myers Invitational

CHAMPIONSHIPS

Individual Low Rounds

18 Holes	Tot	-Par
Michael Schachner (2007)	60*	-10
Chuck Taylor (1984)	67	-5
Michael Quagliano (2009)	67	-4
John Karcher (1990)	68	-4
Wes Roach (2010)	69	-3
Ryan Blaum (2006)	69	-3
John Karcher (1990)	69	-3
Charlie Bolling (1981)	69	-3
Bob Zimmerman (1959)	69	-3
Michael Schachner (2005)	68	-2
Jason Widener (1993)	70	-2
Mike Muehr (1993)	70	-2
Jake Grodzinsky (2006)	70	-2
Charlie Bolling (1981)	70	-2
Dick Siderowf (1959)	70	-2

* Schachner set an NCAA record with a 60 in the third round of the 2007 NCAA Championship at the Golden Horseshoe Club in Williamsburg, Va. The 10-under matched the lowest round in relation to par in NCAA Championship history.

36 Holes	Tot	-Par
Chuck Taylor (1984)	140	-4
Wes Roach (2010)	142	-2
Michael Schachner (2005)	138	-2
Michael Quagliano (2009)	140	-2
Mike Muehr (1993)	142	-2
Brinson Paolini (2011)	144	E
Ryan Blaum (2006)	145	+1
Bill Mallon (1973)	145	+1
Dick Dion (1962)	143	+1
Dick Siderowf (1959)	145	+1

54 Holes	Tot	-Par
Michael Schachner (2007)	208	-2
Ryan Blaum (2006)	214	-2
John Karcher (1990)	215	-1
Chuck Taylor (1984)	215	-1

72 Holes	Tot	-Par
John Karcher (1990)	284	-4
Ryan Blaum (2006)	286	-2
Charlie Bolling (1981)	288	E
Chuck Taylor (1984)	290	+2
Michael Schachner (2007)	283	+3
Clark Klaasen (2006)	291	+3
Jake Grodzinsky (2006)	291	+3

Team Low Rounds

18 Holes	Round	Tot	-Par
2006	Third	284	-4
2007	Third	277	-3
2007	Second	278	-2
1990	Third	287	-1
2009	Second	285	+1
1959	First	285	+1
2006	First	290	+2
2006	Fourth	291	+3

36 Holes	Tot	-Par
1993	586	+10
2006	587	+11
2007	572	+12
2005	574	+14
2009	582	+14
1959	592	+16

54 Holes	Tot	-Par
2006	871	+7
2007	849	+9
1993	886	+22
2010	889	+25
2011	899	+25
2009	878	+26
2005	877	+37

72 Holes	Tot	-Par
2006	1140	+10
2007	1140	+20
1993	1179	+29
2005	1162	+42
1990	1195	+59

Records incomplete prior to the 1981 NCAA Championship

1939

Wakonda Club Des Moines, Iowa
T-5th (617)

1940

Ekwanok CC Manchester, Vt.
4th (612)
Skip Alexander advanced to match play quarterfinal; Guy Berner advanced to second round; Tom Perry and Hank Russell lost in first round

1941

Scarlet Course Columbus, Ohio
3rd (603)
Bob Brownell advanced to match play quarterfinal; Grover Poole advanced to second round; Skip Alexander and Jack DeWitt lost in first round

1942

Chain O'Lakes Course South Bend, Ind.
Grover Poole advanced to second round of match play

1947

Championship GC Ann Arbor, Mich.
2nd (614)
Fletcher Wall (+6) 150
Art Wall (+7) 151
Jim McNair (+11) 155
Bailey Glenn (+17) 161
A. Wall advanced to second round of match play; McNair and F. Wall lost in first round

1948

Stanford Univ. GC Palo Alto, Calif.
4th (595)
Fletcher Wall, Art Wall, Jimmy McNair and Bailey Glenn advanced to second round of match play

1949

No team entry Ames, Iowa
Art Wall lost in first round of match play

1950

No team entry Albuquerque, N.M.
Bailey Glenn lost in first round of match play

1959

Eugene CC Eugene, Ore.
10th (285-307=592)
Dick Siderowf (+1) 70-75=145
Ted McKenzie (+4) 73-75=148
Bob Zimmerman (+4) 69-79=148
Jack Benson (+7) 76-75=151
Bob Lindinger (+9) 73-80=153
John Birmingham (+14) 76-82=158
Zimmerman advanced to match play quarterfinal; Siderowf advanced to second round

1961

North & South Courses Lafayette, Ind.
t-11th (296-314=610, +34)
John Birmingham (+1) 72
Dick Dion (+2) 73
George Smith (+3) 74
Jack Doser (+6) 77
Ted McKenzie (+9) 80
second round North Course results unavailable-South - Par 71; North - Par 72

1962

Duke Univ. GC Durham, N.C.
3rd (603)
T-2 Dick Dion (+1) 72-71=143
T-25 John Abernathy (+10) 76-76=152
T-40 Jack Saafeld (+11) 75-78=153
T-50 Richard Bassett (+13) 81-74=155
T-60 George Smith (+14) 75-81=156
Dion, Abernathy, Saafeld and Bassett lost in first round of match play

1966

Stanford Univ. GC Palo Alto, Calif.
29th (636)
Fred Ewald (+9) 76-77=153
Trip O'Donnell (+9) 75-78=153
David Miller (+18) 82-80=162
Tom Danluck (+24) 86-82=168
Dan Hill (+27) 85-86=171

1969

Broadmoor GC Thorny Hoelle

1972

Cape Coral GC Cape Coral, Fla.
Bill Mallon

1973

Karsten Creek Stillwater, Okla.
Bill Mallon (+13) 73-72-78-78=301

1974

Carlton Oaks CC Santee, Calif.
MC Lee Keesler (+11) 76-75=151

1975

Scarlet Course Columbus, Ohio
Bob Caprera

1979

Old Town Club Winston-Salem, N.C.
Bob Stanger

1981

Stanford Univ. GC Palo Alto, Calif.
8 Charlie Bolling (E) 78-69-71-70=288

1984

Bear Creek Masters GC Houston, Texas
T-24 Chuck Taylor (+2) 73-67-75-75=290

1985

Grenelefe Resort Haines City, Fla.
MC Chuck Taylor (+21) 75-79-77=231

1990

Innisbrook Resort Tarpon Springs, Fla.
17th (305-304-287-299=1195, +59)
T-3 John Karcher (-4) 73-74-68-69=284
T-82 Jason Widener (+17) 78-74-73-76=301
T-111 Chris Cain (+22) 76-80-71-79=306
T-119 Dave Patterson (+23) 78-79-75-75=307
T-147 Tom Hurley (+32) 78-77-79-82=316

1992

Championship GC Albuquerque, N.M.
MC Mike Muehr (+6) 75-75=150

1993

The Champions Lexington, Ky.
10th (293-293-300-293=1179, +27)
T-22 Jason Widener (+4) 73-75-74-70=292
T-28 Mike Muehr (+6) 72-70-76-76=294
T-43 Tom Hurley (+9) 76-74-74-73=297
T-52 Justin Klein (+11) 75-74-76-74=299
T-77 Aaron Crewse (+27) 73-83-81-78=315

1997

Conway Farms Lake Forest, Ill.
29th (300-305=605, +29)
Jason Buha (+3) 71-74=145
Mike Christensen (+9) 74-77=151
Kyle Eifers (+11) 79-74=153
Chris Schmid (+14) 76-80=156
Erik Bertrand (+17) 79-80=159

1999

Hazeltine National Chaska, Minn.
T-18th (311-303=614, +38)
T-12 Matt Krauss (+10) 75-75-73-75=298
Mike Christensen (+10) 81-73=154
Marc Chatelain (+10) 78-76=154
Kyle Eifers (+12) 77-79=156
Kevin Strelman (+19) 82-81=163

2001

Duke Univ. GC Durham, N.C.
MC Leif Olson (+5) 76-73=149

2003

Karsten Creek Stillwater, Okla.
T-19th (300-326-294=920, +56)
Nathan Smith (+10) 74-80-72=226
Leif Olson (+12) 74-80-74=228
Mike Castelforte (+18) 79-81-74=234
Ryan Blaum (+24) 73-87-80=240
Tom Lefebvre (+25) 82-85-74=241

2005

Caves Valley GC Owings Mills, Md.
T-8th (288-286-303-285=1162, +42)
T-27 Ryan Blaum (+10) 70-73-76-71=290
T-40 Michael Schachner (+12) 70-68-77-77=292
T-42 Jake Grodzinsky (+13) 74-74-76-69=293
T-42 Michael Quagliano (+13) 76-71-74-72=293
T-61 Nathan Smith (+20) 74-74-79-73=300

2006

Crosswater GC Sunriver, Ore.
12th (290-297-284-291=1162, +10)
T-10 Ryan Blaum (-2) 72-73-69-72=286
T-39 Clark Klaasen (+3) 72-75-71-73=291
T-39 Jake Grodzinsky (+3) 75-73-70-73=291
T-73 Michael Schachner (+12) 71-76-74-79=300
77 Michael Quagliano (+22) 82-77-78-73=310

2007

G. Horseshoe GC Williamsburg, Va.
T-13th (294-278-277-291=1140, +20)
T-31 Michael Schachner (+3) 79-69-60-75=283
T-53 Clark Klaasen (+9) 74-69-72-74=289
T-53 Jake Grodzinsky (+9) 75-69-71-74=289
T-60 Adam Long (+11) 71-71-78-71=291
77 Michael Quagliano (+17) 74-77-74-72=297

2009

Inverness Club Toledo, Ohio
14th (297-285-296=878, +26)
T-30 Clark Klaasen (+5) 72-75-71=218
T-30 Michael Quagliano (+5) 73-67-78=218
T-47 Adam Long (+7) 73-75-72=220
T-113 Matthew Pierce (+15) 79-70-79=228
T-120 Wes Roach (+16) 81-73-75=229

2010

The Honors Course Chattanooga, Tenn.
T-27th (296-297-296=889, +25)
T-41 Wes Roach (+1) 69-73-75=217
T-64 Adam Long (+4) 73-75-72=220
T-103 Brinson Paolini (+9) 76-75-74=225
T-128 Spencer Anderson (+13) 78-74-77=229
T-139 Julian Suri (+15) 79-77-75=231

2011

Karsten Creek GC Stillwater, Okla.
8th (303-293-293=889, +25)
T-13 Brinson Paolini (+2) 72-72-74=218
T-29 Tim Gornik (+5) 75-72-74=221
T-66 Austin Cody (+10) 77-77-72=226
T-81 Julian Suri (+12) 81-74-73=228
T-125 Wes Roach (+21) 79-75-83=237

**Match Play
QUARTERFINALS**

(8) Duke def. (1) UCLA, 3-1-1
Patrick Cantlay def. Brinson Paolini, 1-up
Tim Gornik def. Pontus Widegren, 6 & 5
Wes Roach def. Gregor Main, 3 & 1
Julian Suri halved Pedro Figueiredo
Austin Cody def. Alex Kim, 3 & 2

SEMIFINALS

(5) Georgia def. (8) Duke, 3-2
Harris English def. Brinson Paolini, 5 & 4
Russell Henley def. Tim Gornik, 3 & 2
Wes Roach def. Hudson Swafford, 2 & 1
Julian Suri def. T.J. Mitchell, 3 & 2
Bryden MacPherson def. Austin Cody, 2 & 1

MEDIA GUIDE

1989 East Regional

Long Bay Club Myrtle Beach, S.C.
T-56 John Karcher (+14) 71-77-80=230

1990 East Regional

Savannah Resort Wilmington Isl., Ga.
10th (291-288-292=871, +7)
T-15 John Karcher (-2) 73-69-72=214
T-29 Jason Widener (+1) 73-73-71=217
T-44 Tom Hurley (+3) 71-73-75=219
T-58 Dave Patterson (+5) 74-73-74=221
T-88 Chris Cain (+15) 77-79-75=231

1991 East Regional

Yale Gold Course New Haven, Conn.
Jason Widener (+12) 73-73-76=222

1992 East Regional

Seven Oaks GC Hamilton, N.Y.
T-14th (302-294-306=902, +38)
T-7 Mike Muehr (+2) 72-73-73=218
T-41 Aaron Crewse (+10) 78-71-77=226
T-56 Tom Hurley (+12) 75-74-79=228
T-64 Jason Widener (+14) 77-76-77=230
T-14 David Love (+31) 82-82-81=245

1993 East Regional

Birdwood GC Charlottesville, Va.
8th (287-290-298=875, +11)
T-19 Justin Klein (E) 68-73-75=216
T-27 Mike Muehr (+2) 70-73-75=218
T-34 Jason Widener (+3) 74-70-75=219
T-50 Tom Hurley (+6) 75-74-73=222
T-60 Aaron Crewse (+8) 75-74-75=224

1995 East Regional

Yale Univ. Course New Haven, Conn.
T-44 Joe Ogilvie (+12) 74-74-74=222

1996 East Regional

Monster Course West Point, N.Y.
16th (320-294-302=916, +52)
T-18 Jason Buha (+8) 76-71-77=224
T-53 Justin Klein (+15) 80-76-75=231
T-60 Joe Ogilvie (+16) 81-73-78=232
T-60 Chris Schmid (+16) 83-76-73=232
T-83 Todd Hill (+23) 88-74-77=239

1997 East Regional

Cascade Course Hot Springs, Va.
4th (296-299-289=884, +44)
2 Jason Buha (E) 68-73-69=210
T-47 Kyle Eifers (+16) 76-72-78=226
T-55 Mike Christensen (+17) 79-77-71=227
T-70 Erik Bertrand (+20) 74-77-79=230
T-89 Chris Schmid (+24) 78-85-71=234

1999 East Regional

Rhode Island CC Barington, R.I.
6th (293-288-289=870, +6)
T-32 Kevin Streelman (+2) 76-69-73=218
T-37 Kyle Eifers (+3) 75-77-67=219
T-43 Matt Krauss (+4) 69-75-76=220
T-43 Marc Chatelain (+4) 74-72-74=220
T-57 Mike Christensen (+6) 75-72-75=222

2000 East Regional

Glenmaura National Moosic, Pa.
14th (300-302-293=895, +31)
T-17 Matt Krauss (+5) 72-76-73=221
T-27 Mike Christensen (+7) 75-74-74=223
T-72 Kevin Streelman (+8) 75-74-75=230
T-87 Paul Tucker (+11) 78-83-72=233
T-92 Leif Olson (+12) 82-78-74=234

2001 East Regional

Green Course Williamsburg, Va.
T-10th (284-284-288=856, -8)
T-10 Leif Olson (-6) 69-70-71=210
T-27 Matt Krauss (-4) 71-71-70=212
T-40 Brandon LaCroix (-2) 69-71-74=214
T-72 Kevin Streelman (+4) 75-72-72=220
T-78 Paul Tucker (+6) 75-72-75=222

2002 East Regional

Settindown Creek Roswell, Ga.
T-18th (308-309-305=922, +58)
T-47 Mike Castleforte (+10) 71-78-77=226
T-66 Leif Olson (-12) 76-79-73=228
T-73 Brandon LaCroix (+14) 79-74-77=230
T-120 Rob Beasley (+26) 83-81-78=242
T-123 Matt Krauss (+27) 82-78-83=243

2003 East Regional

Auburn Univ. Course Auburn, Ala.
5th (286-292-288=866, +2)
T-12 Leif Olson (-5) 71-70-70=211
T-33 Ryan Blaum (+2) 72-73-73=218
T-43 Tom Lefebvre (+4) 73-74-73=220
T-51 Mike Castleforte (+6) 75-75-72=222
T-102 Nathan Smith (+16) 70-83-79=232

2004 East Regional

Yale Univ. Course New Haven, Conn.
T-12th (294-295-294=883, +43)
T-12 Ryan Blaum (+3) 76-68-69=213
T-14 Nathan Smith (+4) 69-73-72=214
T-85 Mike Castleforte (+18) 78-76-74=228
T-99 Alex Wilson (+21) 72-80-79=231
T-117 Rob Beasley (+26) 77-78-81=236

2005 East Regional

GC of Tennessee Nashville, Tenn.
T-8th (287-272-290=849, +6)
5 Michael Schachner (-9) 69-63-72=204
T-25 Jake Grodzinsky (-1) 70-70-72=212
T-39 Ryan Blaum (+2) 73-69-73=215
T-61 Nathan Smith (+5) 75-70-73=218
130 Michael Quagliano (+23) 78-83-75=236

2006 Central Regional

Sand Ridge GC Chardon, Ohio
9th (286-301-296=883, +31)
T-15 Clark Klaasen (+4) 70-75-72=217
T-37 Michael Schachner (+8) 70-76-75=221
T-56 Michael Quagliano (+11) 72-78-74=224
T-63 Jake Grodzinsky (+13) 74-77-75=226
T-63 Ryan Blaum (+13) 78-73-75=226

2007 East Regional

Lakeside Course Alpharetta, Ga.
6th (288-293-293=874, +10)
13 Michael Quagliano (E) 72-73-71=216
T-17 Michael Schachner (+2) 75-70-73=218
T-32 Clark Klaasen (+6) 69-78-75=222
T-46 Jake Grodzinsky (+7) 75-74-74=223
T-50 Adam Long (+8) 72-76-76=224

2008 East Regional

Council Fire GC Chattanooga, Tenn.
19th (286-282-295=863, +11)
T-35 Matthew Pierce (-1) 73-67-72=212
T-38 Wes Roach (E) 71-68-74=213
T-70 Michael Schachner (+4) 73-72-72=217
T-104 Clark Klaasen (+9) 70-75-77=222
T-121 Adam Long (+12) 72-76-77=225

2009 Central Regional

Club at Olde Stone Alvaton, Ky.
5th (298-292-291=881, +17)
T-7 Adam Long (E) 74-72-70=216
T-13 Matthew Pierce (+2) 74-71-73=218
T-27 Clark Klaasen (+7) 73-79-71=223
T-44 Wes Roach (+11) 77-72-78=227
T-55 Michael Quagliano (+16) 78-77-77=232

2010 Central Regional

Warren GC Notre Dame, Ind.
4th (292-277-270=839, -1)
T-2 Adam Long (-5) 70-70-65=205
T-6 Brinson Paolini (-2) 73-70-65=208
T-22 Spencer Anderson (+1) 75-67-69=211
T-44 Wes Roach (+8) 77-70-71=218
T-63 Julian Suri (+15) 74-72-79=225

2011 East Regional

Pete Dye River Course Radford, Va.
1st (295-290-280=865, +1)
5 Julian Suri (-2) 76-70-68=214
T-8 Tim Gornik (E) 75-75-66=216
T-19 Wes Roach (+6) 77-71-74=222
T-19 Brinson Paolini (+6) 71-79-72=222
T-25 Austin Cody (+7) 73-74-76=223

2012 East Regional

Grandover East Greensboro, N.C.
6th (301-291-289=881, +17)
T-7 Brinson Paolini (+1) 73-73-71=217
T-16 Adam Sumrall (+5) 73-71-77=221
T-23 Austin Cody (+6) 79-71-72=222
T-28 Spencer Anderson (+8) 76-77-71=224
T-55 Julian Suri (+14) 79-76-75=230

2012-13 DUKE MEN'S GOLF

Individual Low Rounds

18 Holes	Tot	-Par
Michael Schachner (2005)	63	-8
Tim Gornik (2011)	66	-6
Adam Long (2010)	65	-5
Brinson Paolini (2010)	65	-5
Julian Suri (2011)	68	-4
Matthew Pierce (2008)	67	-4
Nathan Smith (2004)	66	-4
Kyle Eifers (1999)	67	-4
Justin Klein (1993)	68	-4
Spencer Anderson (2010)	67	-3
Wes Roach (2008)	68	-3
Clark Klaasen (2007)	69	-3
John Karcher (1990)	69	-3
Leif Olson (2001)	69	-3
Brandon LaCroix (2001)	69	-3
Michael Schachner (2007)	70	-2
Ryan Blaum (2004)	68	-2
Jason Buha (1997)	68	-2
Michael Schachner (2005)	69	-2
Ryan Blaum (2005)	69	-2
Kevin Streelman (1999)	69	-2
Matt Krauss (1999)	69	-2
Leif Olson (2003)	70 (2x)	-2
Mike Muehr (1993)	70	-2
Jason Widener (1993)	70	-2
Leif Olson (2001)	70	-2
Matt Krauss (2001)	70 (2x)	-2
Nathan Smith (2003)	70	-2

36 Holes	Tot	-Par
Michael Schachner (2005)	132	-10
Leif Olson (2001)	139	-5
Brandon LaCroix (2001)	140	-4
Wes Roach (2008)	139	-3
Leif Olson (2003)	141	-3
Justin Klein (1993)	141	-3
Matthew Pierce (2008)	140	-2
Jake Grodzinsky (2005)	140	-2
Matt Krauss (2001)	142	-2
John Karcher (1990)	142	-2

54 Holes	Tot	-Par
Michael Schachner (2005)	204	-9
Leif Olson (2001)	210	-6
Adam Long (2010)	205	-5
Leif Olson (2003)	211	-5
Matt Krauss (2001)	212	-4
Julian Suri (2011)	214	-2
Brinson Paolini (2010)	208	-2
Brandon LaCroix (2001)	214	-2
John Karcher (1990)	214	-2
Matthew Pierce (2008)	212	-1
Jake Grodzinsky (2005)	212	-1
Tim Gornik (2011)	216	E
Wes Roach (2008)	213	E
Jason Buha (1997)	210	E
Justin Klein (1993)	216	E

Team Low Rounds

18 Holes	Round	Tot	-Par
2005	Second	272	-12
2010	Third	270	-10
2011	Third	280	-8
2001	First	284	-4
2001	Second	284	-4
2010	Second	277	-3
2008	Second	281	-2
2003	First	286	-2
1993	First	287	-1
2007	First	288	E
2003	Third	288	E
2001	Third	288	E
1990	Second	288	E

54 Holes	Tot	-Par
2001	856	-8
2010	839	-1
2011	865	+1
2003	866	+2
2005	849	+6
1999	870	+6
1990	871	+7
2007	874	+10
2008	863	+11
1993	875	+11

2012-13 DUKE MEN'S GOLF

MEDIA GUIDE

1954 - Winston-Salem, N.C.

Old Town Club	Par-72
1st (291, +3)	
T-2 Denny Bolster (E)	72
T-2 Bob Hackett (E)	72
6 John Eisinger (+1)	73
T-7 Richard Hood (+2)	74
T-18 Harold Hansen-Pruss (+5)	77
T-29 Peter Poor (+9)	81

1955 - Winston-Salem, N.C.

Old Town Club	Par-72
T-4th (609, +33)	
7 Denny Bolster (+5)	77-72=149
T-8 Terry Thomas (+6)	75-75=150
T-15 Bob Hackett (+10)	78-76=154
T-23 Harold Hansen-Pruss (+12)	78-78=156
T-27 Clinton Toms (+13)	76-81=157
T-45 Robert Ruffini (+21)	83-82=165

1956 - Winston-Salem, N.C.

Old Town Club	Par-72
3rd (598, +22)	
T-7 Robert Chapman (+3)	73-74=147
T-10 Terry Thomas (+4)	77-71=148
T-15 Ward King (+7)	76-75=151
T-18 Bill Beeson (+8)	79-73=152
T-32 Dick Risley (+13)	79-78=157
T-36 Robert Ruffini (+14)	79-79=158

1957 - Winston-Salem, N.C.

Old Town Club	Par-72
4th (610, +34)	
T-11 Dick Siderowf (+5)	73-76=149
T-18 Jack Benson (+9)	76-77=153
T-24 Ward King (+10)	78-76=154
T-24 Sandy Hinkle (+10)	80-74=154
T-26 Bill Beeson (+11)	75-80=155
T-28 Tate Lanning (+12)	79-77=156
T-38 Hugh Paterson (+16)	79-81=160
T-53 Dick Risley (+23)	84-83=167

1958 - Winston-Salem, N.C.

Old Town Club	Par-72
5th (610, +34)	
T-7 Dick Siderowf (+4)	74-74=148
16 Sandy Hinkle (+7)	75-76=151
T-17 Jack Benson (+8)	72-80=152
T-20 Hugh Paterson (+9)	80-73=153
T-30 Bob Zimmerman (+13)	79-78=157
T-30 Clinton Toms (+13)	77-80=157
T-43 Terry Thomas (+18)	82-80=162

1959 - Chapel Hill, N.C.

Finley Golf Course	Par-72
1st (572, -4)	
2 Dick Siderowf (-5)	68-71=139
T-7 Bob Zimmerman (E)	73-71=144
T-7 Bob Lindinger (E)	77-67=144
T-12 Ted McKenzie (+1)	70-75=145
T-12 Tim Beaufre (+1)	73-72=145
T-24 Jack Benson (+6)	76-74=150
T-24 Jay Cullen (+6)	74-76=150
T-28 John Birmingham (+7)	73-78=151

1960 - Durham, N.C.

Duke Golf Course	Par-72
2nd (603, +27)	
5 Jack Doser (+4)	74-74=148
T-6 Bob Zimmerman (+7)	72-79=151
T-6 John Birmingham (+7)	76-75=151
9 Dick Dion (+9)	74-79=153
T-14 Allen Breed (+11)	79-76=155
T-17 Ted McKenzie (+12)	79-77=156
T-22 John Sronce (+14)	80-78=158
T-23 Jay Cullen (+15)	79-80=159

1961 - College Park, Md.

Maryland GC	Par-72
1st (590, +14)	
3 Jay Cullen (+1)	73-72=145
T-5 Ted McKenzie (+3)	74-73=147
T-5 John Birmingham (+3)	75-72=147
T-7 Dick Dion (+4)	71-77=148
T-7 George Smith (+4)	78-70=148
Jack Doser (+7)	76-75=151
Les Davies (+10)	77-77=154

1962 - Winston-Salem, N.C.

Old Town Club	Par-72
1st (587, +11)	
T-1 John Abernethy (E)	73-71=144
T-4 George Smith (+2)	76-70=146
T-4 Jack Saalfeld (+2)	73-73=146
T-15 Dick Dion (+7)	73-78=151
T-15 Richard Bassett (+7)	74-77=151
T-29 Jack Sronce (+11)	77-78=155
T-34 Dave Franklin (+12)	80-76=156

1963 - Hot Springs, Va.

Cascades Course	Par-72
3rd (610, +34)	
T-2 John Abernethy (+5)	76-73=149
T-4 Richard Bassett (+6)	76-74=150
T-12 Jack Saalfeld (+10)	80-74=154
T-22 Tom Cosgrove (+13)	78-79=157
T-25 Stan Tuttle (+14)	76-82=158
T-25 John Martin (+14)	84-74=158
T-29 Buzz Lewis (+16)	85-75=160

1964 - Columbia, S.C.

Forest Lake CC	Par-72
5th (755, +35)	
3 Dan Hill (+1)	74-71=145
T-11 Rick Phillips (+6)	72-78=150
T-13 Tom Hackett (+7)	79-72=151
T-20 Fred Ewald (+10)	79-75=154
T-24 Tom Danluck (+11)	75-80=155
T-32 Buzz Lewis (+13)	78-79=157
T-45 Cliff Perry (+16)	83-77=160

1965 - Pinehurst, N.C.

Pinehurst No. 2	Par-72
3rd (385-373=758, +38)	
T-2 Trip O'Donnell (+3)	73-74=147
6 Fred Ewald (+5)	79-70=149
T-7 Tom Danluck (+6)	76-74=150
T-22 Dan Hill (+11)	78-77=155
26 Cliff Perry (+13)	79-78=157

1966 - Pinehurst, N.C.

CC of North Carolina	Par-72
1st (382-405=787, +67)	
T-1 Fred Ewald (+10)	76-78=154
T-3 Tom Danluck (+12)	73-83=156
T-5 Tom Hackett (+13)	79-78=157
T-7 Trip O'Donnell (+14)	76-82=158
T-15 Dave Milar (+18)	78-84=162
T-26 Dan Hill (+21)	79-86=165
T-29 Henry Young (+22)	81-85=166

1967 - Pinehurst, N.C.

Pinehurst CC	Par-72
2nd (795, +75)	
T-8 Henry Young (+12)	77-79=156
T-10 George Benson (+13)	79-78=157
T-10 Trip O'Donnell (+13)	78-79=157
T-17 Mike Strickland (+15)	82-77=159
T-37 Bob Martin (+22)	87-79=166
T-41 Martin Falk (+24)	84-84=168
T-55 John Wylie (+28)	86-86=172

1968 - Sanford, N.C.

Quail Ridge GC	Par-72
1st (779, +59)	
T-4 Mike Strickland (+4)	74-74=148
T-22 Bob Stuart (+9)	74-79=153
T-22 Dave Lind (+9)	79-74=153
T-30 Bob Martin (+11)	79-76=155
T-33 George Dillon (+12)	78-78=156
T-38 John Wylie (+13)	77-80=157
T-46 Roddy Ingold (+16)	81-79=160
T-52 Hy Young (+18)	80-82=162
T-59 Bob Goldman (+20)	84-80=164
T-69 Richard Semple (+27)	88-83=171

1969 - Raleigh, N.C.

MacGregor Downs GC	Par-72
3rd (767, +47)	
T-1 Thorny Hoelle (+3)	72-75=147
T-6 Dave Lind (+7)	73-78=151
T-10 Harry Cashin (+9)	77-76=153
T-15 John Hoehl (+10)	77-77=154
T-21 Bob Martin (+12)	79-77=156
T-24 Dennis Satyshur (+13)	79-78=157

T-43 Sandy Dillon (+16)	78-82=160
T-52 Greg Smith (+19)	79-84=163
T-54 Hank Walters (+20)	81-83=164
56 Roddy Ingold (+21)	84-81=165
69 Richard Semple	87-WD=WD

1970 - Pinehurst, N.C.

Foxfire CC	Par-72
6th (741, +21)	
T-7 Hank Walters (-1)	71-72=143
T-10 Sandy Dillon (E)	73-71=144
T-19 Hank Cashin (+4)	75-73=148
T-42 Greg Wall (+9)	77-76=153
T-42 Bill Mallon (+9)	76-77=153
T-42 Thorny Hoelle (+9)	74-79=153
T-42 Dave Lind (+9)	73-80=153
T-66 Greg Smith (+20)	82-82=164
T-66 John Rynaisiwez (+20)	78-86=164
69 Richard Semple (+28)	85-87=172
70 John Hoehl	79-WD=WD

1971 - Aiken, S.C. & Rockville, Md.

Midland Valley CC	Par-72
Woodmont CC	Par-72
4th (1513, +73)	
10 Hank Walters (+10)	75-73-75-75=298
T-11 Dave Lind (+11)	73-74-72-80=299
13 Bill Mallon (+12)	73-68-81-78=300
T-21 Dennis Satyshur (+19)	74-76-81-76=307
23 Bob Barrett (+21)	76-77-78-78=309

1972 - High Point, N.C.

Willow Creek GC	Par-72
3rd (1166, +86)	
T-6 Bill Mallon (+13)	74-81-74=229
T-8 Dennis Satyshur (+14)	77-79-74=230
11 Hank Walters (+15)	80-75-76=231
T-15 Bob Barrett (+18)	74-79-81=234
31 Don Detweiler (+26)	78-82-82=242
T-32 Tim Murray (+27)	83-80-80=243
T-36 Dave DeHaas (+28)	83-79-82=244

1973 - Pinehurst, N.C.

Foxfire CC	Par-72
5th (1142, +62)	
4 Bill Mallon (+5)	74-73-74=221
T-5 Robert Fields (+7)	76-77-70=223
T-20 Lee Keesler (+12)	76-70-82=228
T-26 Bob Caprera (+16)	77-80-75=232
T-36 Bob Barrett (+21)	83-78-76=237
T-36 Ray Womack (+21)	80-81-76=237
T-38 Dave Wikel (+22)	78-76-84=238

1974 - Sanford, N.C.

Carolina Trace	Par-72
6th (1223, +143)	
8 Bob Caprera (+17)	79-73-81=233
13 Doug Reintgen (+21)	80-78-79=237
T-34 Ray Womack (+33)	83-82-84=249
39 Lee Keesler (+35)	89-80-82=251
40 Bob Barrett (+36)	87-80-85=252
T-42 Jeff Hall (+40)	84-87-85=256
47 Chuck Ryan (+46)	89-92-81=262

1975 - Pinehurst, N.C.

Foxfire CC	Par-72
6th (1182, +102)	
T-6 Bob Caprera (+8)	78-73-73=224
T-19 Lee Keesler (+14)	76-76-78=230
T-37 Doug Reintgen (+25)	78-81-82=241
41 John Rodney (+27)	78-81-84=243
42 Hap Esbenschade (+28)	78-85-81=244
T-44 Ray Womack (+30)	88-76-82=246
T-46 Bob Hoff (+31)	78-87-82=247

1976 - Raleigh, N.C.

North Ridge CC	Par-72
6th (1163, +83)	
12 Bob Caprera (+3)	75-70-74=219
T-29 John Rodney (+15)	78-79-74=231
40 Rusty Guy (+21)	81-76-80=237
T-41 Scott Teller (+22)	76-82-80=238
T-41 Steve Potter (+22)	81-79-78=238
T-44 Mark Burden (+23)	81-74-84=239
47 Lee Keesler (+28)	85-76-83=244

1977 - Raleigh, N.C.

North Ridge CC	Par-72
6th (1148, +68)	
T-17 Mike Forgash (+6)	74-77-71=222
T-29 Charlie Bolling (+14)	80-75-75=230
T-34 Scott Teller (+15)	75-77-79=231
T-37 Chris Newman (+16)	76-75-81=232
40 Mark Burden (+17)	84-75-74=233
T-43 James Bruyette (+20)	80-75-81=236
45 Paul Spadafora (+21)	76-83-78=237

1978 - Raleigh, N.C.

North Ridge CC	Par-72
4th (1124, +44)	
T-2 Jeff Goettman (+2)	76-76-66=218
T-13 Charlie Bolling (+7)	76-74-73=223
T-22 Paul Hindsley (+10)	77-75-74=226
25 Steve Potter (+11)	76-78-73=227
T-30 Mike Forgash (+14)	76-65-69=230
44 Paul Bryan (+22)	85-75-78=238
49 Chris Newman (+36)	82-86-84=252

1979 - Greensboro, N.C.

The Cardinal GC	Par-72
3rd (1128, +48)	
5 Paul Hindsley (+5)	70-80-71=221
T-6 Bob Stanger (+6)	77-74-71=222
T-15 Jeff Goettman (+11)	76-78-73=227
T-19 Doug Whitaker (+12)	76-76-76=228
T-24 Paul Bryan (+14)	77-77-76=230
T-30 Charlie Bolling (+16)	72-75-85=232
T-34 Len Kellermann (+18)	81-77-76=234

1980 - Rocky Mount, N.C.

Northgreen CC	Par-72
7th (906, +42)	
T-15 Paul Hindsley (+6)	72-73-77=222
T-24 Bob Stanger (+9)	75-77-73=225
T-34 Chris Newman (+14)	75-79-76=230
T-39 Greg Nizich (+16)	80-75-77=232
42 Joe Lynch (+19)	82-77-76=235
T-46 Buddy Martin (+28)	82-77-85=244

1981 - Rocky Mount, N.C.

Northgreen CC	Par-72
3rd (886, +22)	
T-8 Charlie Bolling (+5)	75-74-72=221
T-8 Bob Stanger (+5)	73-74-74=221
T-12 John Ryan (+8)	75-78-71=224
T-19 Paul Hindsley (+13)	75-78-76=229
T-26 Len Kellermann (+14)	81-73-76=230
30 Paul Bryan (+15)	78-81-72=231

1982 - Rocky Mount, N.C.

Northgreen CC	Par-72
5th (308-300-296=904, +40)	
T-6 Chuck Taylor (+4)	77-71-72=220
T-17 Todd Anderson (+9)	76-73-76=225
T-22 John Ryan (+11)	73-76-78=227
35 Buddy Martin (+25)	86-80-75=241
T-36 Jeff Goettman (+26)	82-87-73=242

1983 - Rocky Mount, N.C.

Northgreen CC	Par-72
6th (298-296-291=885, +21)	
T-6 Richard Riddle (+2)	74-70-74=218
T-14 Chuck Taylor (+6)	72-80-70=222
24 Todd Anderson (+10)	76-77-73=226
T-25 Ken Younger (+11)	78-75-74=227

MEDIA GUIDE

1986 - Greensboro, N.C.

Bryan Park GC	Par-72
5th (299-298-298=895, +31)	
9 Bill Black (+2)	74-75-68=218
T-13 Tom Lape (+5)	74-73-74=221
T-22 Keith Kopley (+10)	77-73-76=226
T-35 Mike Lopuszynski (+17)	75-77-81=233
40 Brian Stefanowicz (+26)	84-79-79=242

1987 - Greensboro, N.C.

Bryan Park GC	Par-72
7th (293-295-293=881, +17)	
T-13 Mike Lopuszynski (+2)	71-74-73=218
26 John Reynolds (+6)	75-72-75=222
T-29 Darrell Crall (+16)	73-76-75=224
T-29 Doug Lucci (+8)	74-80-70=224
T-36 John Karcher (+11)	75-73-76=227

1988 - Greensboro, N.C.

The Cardinal GC	Par-72
6th (302-297-310=909, +45)	
T-6 John Karcher (+7)	75-72-76=223
T-18 Darrell Crall (+13)	76-75-78=229
29 Chris Cain (+16)	80-77-75=232
T-30 John Reynolds (+17)	76-73-84=233
T-37 David Patterson (+22)	75-82-81=238

1989 - Rocky Mount, N.C.

Northgreen CC	Par-72
6th (301-297-299=897, +33)	
T-11 Bruce Kennerson (+5)	74-71-76=221
T-11 John Reynolds (+5)	73-72-76=221
T-31 John Karcher (+12)	81-74-73=228
T-33 Steve Welsh (+15)	77-80-74=231
37 Pete O'Brien (+17)	77-80-79=236

1990 - Rocky Mount, N.C.

Northgreen CC	Par-72
T-3rd (292-294-292=878, +14)	
1 Jason Widener (-6)	70-70-70=210
T-7 John Karcher (-1)	70-75-70=215
T-21 Chris Cain (+10)	76-73-77=226
23 Dave Patterson (+11)	76-76-75=227
T-36 Tom Hurley (+22)	77-81-80=238

1991 - Rocky Mount, N.C.

Northgreen CC	Par-72
7th (296-295=591, +15)	
T-19 Dave Patterson (+3)	76-71=147
T-19 Mike Muehr (+3)	71-76=147
T-19 Aaron Crewse (+3)	73-74=147
36 Jason Widener (+10)	80-74=154
T-37 Tom Hurley (+11)	76-79=155

1992 - Rocky Mount, N.C.

Northgreen CC	Par-72
T-6th (291-287-293=871, +7)	
T-12 David Love (-2)	73-72-69=214
T-17 Mike Muehr (E)	73-68-75=216
T-22 Tom Hurley (+1)	69-76-72=217
T-41 Jason Widener (+15)	76-78-77=231
T-41 Aaron Crewse (+15)	81-71-79=231

1993 - Rocky Mount, N.C.

Northgreen CC	Par-72
T-4th (295-292-292=879, +15)	
T-6 Jason Widener (E)	72-72-72=216
T-18 Justin Klein (+5)	77-72-72=221
T-20 Aaron Crewse (+6)	72-78-72=222
T-30 Mike Muehr (+9)	74-75-76=225
T-34 Tom Hurley (+11)	78-73-76=227

1994 - Rocky Mount, N.C.

Northgreen CC	Par-72
4th (287-300-299=886, +22)	
T-6 Mike Muehr (E)	70-73-73=216
T-13 Aaron Crewse (+5)	71-74-76=221
T-20 Justin Klein (+8)	71-80-73=224
T-32 Joe Ogilvie (+14)	80-73-77=230
T-37 David Love (+16)	75-80-77=232

1995 - New London, N.C.

Old North State Club	Par-72
8th (297-295-296=888, +24)	
7 Joe Ogilvie (-3)	72-73-68=213
T-27 Jason Buha (+7)	77-72-74=223
T-31 Dan Brawley (+9)	74-75-76=225
T-38 Raleigh Shoemaker (+15)	78-75-78=231
43 Chris Schmid (+19)	74-81-80=235

1996 - New London, N.C.

Old North State Club	Par-72
7th (290-293-293=876, +12)	
T-3 Joe Ogilvie (-2)	73-71-70=214
T-14 Jason Buha (+2)	71-74-73=218
T-21 Justin Klein (+5)	73-75-73=221
T-33 Todd Hill (+10)	73-75-78=226
45 Chris Schmid (+17)	83-73-77=233

1997 - Fayetteville, Ga.

Whitewater CC	Par-72
6th (297-308-294=899, +35)	
T-14 Mike Christensen (+6)	74-76-72=222
T-14 Jason Buha (+6)	70-79-73=222
T-22 Erik Bertrand (+10)	78-76-72=226
T-30 Chris Schmid (+13)	75-77-77=229
45 Jim Donnelly (+26)	78-85-79=242

1998 - New London, N.C.

Old North State Club	Par-72
8th (288-290-290=868, +4)	
10 Kyle Elfers (-5)	72-68-71=211
T-15 Mike Christensen (-2)	69-71-74=214
T-35 Paul Tucker (+6)	76-74-72=222
T-37 Chris Schmid (+7)	73-77-73=223
43 Marc Chatelain (+10)	74-78-74=226

1999 - New London, N.C.

Old North State Club	Par-72
T-2nd (298-284-291=873, +9)	
1 Matt Krause (-4)	75-68-69=212
T-4 Marc Chatelain (E)	74-70-72=216
T-18 Kyle Elfers (+6)	76-72-74=222
T-26 Paul Tucker (+10)	73-77-76=226
T-38 Mike Christensen (+18)	79-74-81=234

2000 - New London, N.C.

Old North State Club	Par-72
6th (296-293-294=883, +19)	
T-14 Leif Olson (+3)	74-73-72=219
T-14 Paul Tucker (+3)	74-73-71=219
T-26 Matt Krauss (+8)	74-72-78=224
T-26 Kevin Streelman (+8)	75-74-75=224
38 Mike Christensen (+13)	74-79-76=229

2001 - Orlando, Fla.

Disney's Magnolia Course	Par-72
7th (291-293-290=874, +10)	
T-15 Kevin Streelman (+2)	72-73-73=218
T-15 Paul Tucker (+2)	74-73-71=218
T-18 Matt Krauss (+3)	74-74-71=219
T-29 Brandon LaCroix (+5)	71-75-75=221
35 Leif Olson (+8)	75-73-76=224

2002 - New London, N.C.

Old North State Club	Par-72
9th (291-298-289=878, +14)	
T-17 Leif Olson (-1)	72-73-70=215
29 Mike Castleforte (+3)	73-73-73=219
T-36 Rob Beasley (+7)	74-75-74=223
T-39 Matt Krauss (+9)	74-79-72=225
T-39 Brandon LaCroix (+9)	72-77-76=225

2003 - New London, N.C.

Old North State Club	Par-72
5th (303-292-297=892, +28)	
T-12 Leif Olson (+4)	75-72-73=220
T-17 Tom Lefebvre (+7)	75-72-76=223
T-23 Alex Wilson (+10)	76-74-76=226
T-29 Rob Beasley (+13)	77-78-74=229
T-36 Nathan Smith (+17)	85-74-74=233

2004 - New London, N.C.

Old North State Club	Par-72
6th (287-293-277=857, -7)	
T-11 Ryan Blaum (-3)	68-76-69=213
T-11 Nathan Smith (-3)	73-74-66=213
T-17 Mike Castleforte (-1)	72-73-70=215
T-25 Alex Wilson (+3)	76-71-72=219
T-32 Rob Beasley (+5)	74-75-72=221

2005 - New London, N.C.

Old North State Club	Par-72
1st (292-291-282=865, +1)	
1 Ryan Blaum (-10)	68-71-67=206
4 Nathan Smith (+1)	73-72-72=217
T-22 Michael Schachner (+9)	82-73-70=225
T-24 Michael Quagliano (+10)	75-75-76=226
T-33 Jake Grodzinsky (+12)	76-79-73=228

2006 - New London, N.C.

Old North State Club	Par-72
8th (287-293-286=866, +2)	
T-6 Ryan Blaum (-6)	70-71-69=210
T-28 Jake Grodzinsky (+1)	75-72-70=217
34 Michael Schachner (+3)	71-75-73=219
T-35 Clark Klaasen (+4)	71-75-74=220
51 Bryce Mueller (+16)	79-75-78=232

2007 - New London, N.C.

Old North State Club	Par-72
T-4th (286-286-291=863, -1)	
T-9 Jake Grodzinsky (-1)	75-71-69=215
T-12 Michael Schachner (E)	69-73-74=216
T-15 Adam Long (+1)	72-71-74=217
T-30 Clark Klaasen (+4)	71-71-78=220
T-44 Jeff Edelman (+11)	74-79-74=227

2008 - New London, N.C.

Old North State Club	Par-72
2nd (279-278-284=841, -23)	
T-8 Clark Klaasen (-5)	71-72-68=211
T-8 Wes Roach (-5)	70-68-73=211
T-13 Adam Long (-4)	74-69-69=212
T-20 Michael Schachner (-2)	69-69-76=214
T-34 Matthew Pierce (+3)	69-76-74=219

2009 - New London, N.C.

Old North State Club	Par-72
3rd (290-284-287=861, -3)	
T-8 Adam Long (-3)	73-70-70=213
T-10 Clark Klaasen (-2)	70-70-74=214
T-15 Matthew Pierce (+1)	71-74-72=217
T-24 Michael Quagliano (+3)	77-70-72=219
T-46 Wes Roach (+9)	76-76-73=225

2010 - New London, N.C.

Old North State Club	Par-72
T-3rd (280-282-293=855, -9)	
T-4 Brinson Paolini (-6)	73-66-71=210
T-6 Wes Roach (-5)	69-70-72=211
10 Adam Long (-4)	65-71-76=212
T-36 Spencer Anderson (+7)	74-75-74=223
T-52 Julian Suri (+17)	73-78-82=233

2011 - New London, N.C.

Old North State Club	Par-72
2nd (289-279-283=851, -13)	
T-3 Julian Suri (-7)	71-69-69=209
5 Brinson Paolini (-5)	73-69-69=211
T-18 Tim Gornik (+1)	78-68-71=217
T-26 Yaroslav Merkulov (+4)	69-74-77=220
T-33 Wes Roach (+7)	76-73-74=223

2012 - New London, N.C.

Old North State Club	Par-72
6th (289-278-295=862, -2)	
T-14 Adam Sumrall (-2)	72-70-72=214
T-18 Julian Suri (E)	74-66-76=216
T-21 Spencer Anderson (+1)	71-70-76=217
T-41 Austin Cody (+5)	74-76-71=221
T-49 Brinson Paolini (+10)	72-72-82=226

2012-13 DUKE MEN'S GOLF

Individual Low Rounds

18 Holes	Tot	-Par
Adam Long (2010)	65	-7
Julian Suri (2012)	66	-6
Brinson Paolini (2010)	66	-6
Nathan Smith (2004)	66	-6
Jeff Goettman (1978)	66	-6
Bob Lindinger (1959)	67	-5
Ryan Blaum (2005)	67	-5
Mike Muehr (1992)	68	-4
Dick Siderowf (1959)	68	-4
Bill Mallon (1971)	68	-4
Tom Lape (1985)	68	-4
Bill Black (1986)	68	-4
Joe Ogilvie (1995)	68	-4
Kyle Elfers (1998)	68	-4
Matt Krauss (1999)	68	-4
Ryan Blaum (2004)	68	-4
Ryan Blaum (2005)	68	-4
Clark Klaasen (2008)	68	-4
Wes Roach (2008)	68	-4
Tim Gornik (2011)	68	-4
Mike Forqash (1977)	69	-3
Chuck Taylor (1985)	69 (2x)	-3
Todd Anderson (1985)	69	-3
David Ingram (1985)	69	-3
David Love (1992)	69	-3
Tom Hurley (1992)	69	-3
Mike Christensen (1998)	69	-3
Matt Krauss (1999)	69	-3
Ryan Blaum (2004)	69	-3
Ryan Blaum (2006)	69	-3
Jake Grodzinsky (2007)	69	-3
Michael Schachner (2007)	69	-3
Adam Long (2008)	69 (2x)	-3
Michael Schachner (2008)	69 (2x)	-3
Matthew Pierce (2008)	69	-3
Wes Roach (2010)	69	-3
Brinson Paolini (2011)	69 (2x)	-3
Julian Suri (2011)	69 (2x)	-3
Yaroslav Merkulov (2011)	69	-3

54 Holes	Tot	-Par
Ryan Blaum (2005)	206	-10
Chuck Taylor (1985)	209	-7
Julian Suri (2011)	209	-7
Brinson Paolini (2010)	210	-6
Ryan Blaum (2006)	210	-6
Jason Widener (1990)	210	-6
Todd Anderson (1985)	211	-5
Kyle Elfers (1998)	211	-5
Clark Klaasen (2008)	211	-5
Wes Roach (2008)	211	-5
Wes Roach (2010)	211	-5
Brinson Paolini (2011)	211	-5
Adam Long (2010)	212	-4
Tom Lape (1985)	212	-4
Matt Krauss (1999)	212	-4
Adam Long (2008)	212	-4

Team Low Rounds

18 Holes	Round	Tot	-Par
2004	Third	277	-11
2012	Second	278	-10
2008	Second	278	-10
2008	First	279	-9
2011	Second	279	-9
2010	First	280	-8
1985	Second	280	-8
2010	Second	282	-6
2005	Third	282	-6
1985	First	283	-5
2011	Third	283	-5
1999	Second	284	-4
2008	Third	284	-4
2009	Second	284	-4
1985	Third	285	-3
2007	First	286	-2
2007	Second	286	-2
2006	Third	286	-2

54 Holes	Tot	-Par

Stroke Average (minimum 20 rounds)

Julian Suri	2011-12	71.27
Ryan Blaum	2003-04	71.54
Michael Schachner	2007-08	71.69
Chuck Taylor	1984-85	71.87
Ryan Blaum	2005-06	71.87
Ryan Blaum	2004-05	71.88
Jason Buha	1996-97	71.89
Nathan Smith	2003-04	72.19
Brinson Paolini	2010-11	72.21
Adam Long	2009-10	72.33
Brinson Paolini	2009-10	72.33

Rounds In The 60s

Ryan Blaum	2004-05	12
Ryan Blaum	2003-04	10
Julian Suri	2011-12	9
Ryan Blaum	2005-06	9
Michael Schachner	2007-08	9
Nathan Smith	2003-04	8
Leif Olson	2001-02	7
Brinson Paolini	2010-11	7
Brinson Paolini	2011-12	7
Matt Krauss	1999-00	6
Kevin Streeleman	2000-01	6
Michael Schachner	2004-05	6
Julian Suri	2010-11	6
Yaroslav Merkulov	2010-11	6
Spencer Anderson	2011-12	6

Under-Par Rounds

Ryan Blaum	2004-05	22
Ryan Blaum	2005-06	20
Michael Schachner	2007-08	17
Julian Suri	2011-12	16
Leif Olson	2001-02	16
Nathan Smith	2003-04	16
Jason Buha	1996-97	14
Nathan Smith	2004-05	14
Matt Krauss	1999-00	13
Jake Grodzinsky	2005-06	12
Ryan Blaum	2003-04	12
Brinson Paolini	2011-12	12

Even-Par Rounds

Joe Ogilvie	1994-95	8
Jason Buha	1996-97	8
Matt Krauss	2000-01	7
Mike Castleforte	2001-02	7
Brinson Paolini	2009-10	7
Brinson Paolini	2010-11	7
John Karcher	1987-88	6
John Karcher	1989-90	6
Alex Wilson	2003-04	6
Adam Long	2007-08	6
Adam Long	2009-10	6

Even-Par or Better Rounds

Ryan Blaum	2004-05	25
Jason Buha	1996-97	22
Ryan Blaum	2005-06	22
Nathan Smith	2003-04	21
Michael Schachner	2007-08	21
Leif Olson	2001-02	19
Julian Suri	2011-12	19
Matt Krauss	1999-00	18
Brinson Paolini	2009-10	18
John Karcher	1989-90	17
Matt Krauss	2000-01	17
Mike Castleforte	2001-02	17

Tournament Wins

Charlie Bolling	1980-81	5
Julian Suri	2011-12	2
Michael Schachner	2007-08	2
Ryan Blaum	2004-05	2
Leif Olson	2002-03	2
John Karcher	1988-89	2
John Karcher	1987-88	2
Grover Poole	1941-42	2
Skip Alexander	1938-39	2
Johnny Morris	1936-37	2
Cliff Perry	1935-36	2
Cliff Perry	1934-35	2
Roger Peacock	1931-32	2

Top 5 Finishes

Chuck Taylor	1984-85	8
Joe Ogilvie	1995-96	6
Charlie Bolling	1980-81	6
Julian Suri	2011-12	5
Ryan Blaum	2004-05	5
Jason Buha	1996-97	5
Chuck Taylor	1983-84	5
John Karcher	1987-88	4
John Karcher	1988-89	4
Jason Widener	1989-90	4
Michael Schachner	2007-08	4

Top 10 Finishes

Chuck Taylor	1984-85	12
John Karcher	1989-90	8
Joe Ogilvie	1995-96	8
Chuck Taylor	1984-85	8
Charlie Bolling	1980-81	8
Ryan Blaum	2004-05	7
Ryan Blaum	2005-06	7
Jason Buha	1996-97	7
Jason Widener	1989-90	7

Top 20 Finishes

Chuck Taylor	1984-85	12
Jason Buha	1995-96	11
Jason Widener	1989-90	10
Jason Buha	1996-97	10
Nathan Smith	2003-04	10
Ryan Blaum	2005-06	10

Tournaments Played

Mike Muehr	1992-93	14
Justin Klein	1995-96	14
Joe Ogilvie	1995-96	14
Jason Buha	1995-96	14
Mike Christensen	1996-97	14
Chris Schmid	1996-97	14
Leif Olson	2000-01	14

Rounds

Mike Christensen	1996-97	40
Leif Olson	2000-01	40
Chris Schmid	1996-97	40
Jason Widener	1989-90	40
John Karcher	1989-90	40
Dave Patterson	1989-90	40
Ryan Blaum	2005-06	39
Nathan Smith	2005-06	39
Leif Olson	2002-03	39
Leif Olson	2001-02	39
Brandon LaCroix	2001-02	39
Matt Krauss	2001-02	39
Julian Suri	2009-10	39

Percentage of Fairways Hit

Michael Quagliano	2004-05	87.0
Brinson Paolini	2009-10	86.9
Brinson Paolini	2010-11	81.4
Adam Long	2009-10	79.8
Jim Donnelly	1997-98	79.8
Michael Castleforte	2003-04	79.1
Michael Castleforte	2001-02	79.1
Brinson Paolini	2011-12	77.5
Wes Roach	2009-10	77.4
Paul Tucker	1997-98	77.4

Greens in Regulation

Rob Beasley	2003-04	69.0
Marc Chatelain	1998-99	68.7
Adam Long	2009-10	68.7
Jason Buha	1996-97	68.4
Julian Suri	2011-12	68.2
Michael Quagliano	2004-05	68.0
Kyle Elfers	1998-99	67.9
Mike Christensen	1996-97	67.6
Brinson Paolini	2011-12	67.5
Nathan Smith	2003-04	67.2

Low Stroke Average by Season

1973-74	Lee Keesler	76.7
1974-75	Lee Keesler	76.8
1975-76	Bob Capera	74.2
1976-77	Charlie Bolling	73.5
1977-78	Jeff Goettman	76.1
1978-79	Bob Stanger	74.8
	Paul Hindsley	74.8
1979-80	Bob Stanger	74.3
1980-81	Charlie Bolling	72.6
1981-82	Chuck Taylor	75.28
1982-83	Chuck Taylor	72.5
1983-84	Chuck Taylor	72.57
1984-85	Chuck Taylor	71.87
1985-86	Bill Black	74.2
1986-87	John Karcher	73.8
1987-88	John Karcher	73.8
1988-89	John Karcher	73.5
1989-90	Jason Widener	73.1
1990-91	Jason Widener	73.8
1991-92	Mike Muehr	73.7
1992-93	Jason Widener	73.9
1993-94	Mike Muehr	74.1
1994-95	Joe Ogilvie	73.8
1995-96	Jason Buha	73.7
1996-97	Jason Buha	71.9
1997-98	Mike Christensen	73.2
1998-99	Marc Chatelain	72.9
1999-00	Matt Krauss	72.7
2000-01	Matt Krauss	72.8
2001-02	Leif Olson	72.9
2002-03	Ryan Blaum	73.3
2003-04	Ryan Blaum	71.5
2004-05	Ryan Blaum	71.9
2005-06	Ryan Blaum	71.9
2006-07	Michael Schachner	72.6
2007-08	Michael Schachner	71.6
2008-09	Adam Long	73.0
2009-10	Adam Long	72.3
	Brinson Paolini	72.3
2010-11	Brinson Paolini	72.2
2011-12	Julian Suri	71.3

MEDIA GUIDE

2012-13 DUKE MEN'S GOLF

Stroke Average (minimum 50 rounds)

Ryan Blaum	2002-06	72.16
Brinson Paolini	2009-p	72.38
Julian Suri	2009-p	72.61
Adam Long	2006-10	72.70
Chuck Taylor	1981-85	72.97
Matthew Pierce	2007-10	73.43
Leif Olson	1999-03	73.51
Michael Schachner	2004-08	73.56
Jason Widener	1989-93	73.62
Matt Krauss	1998-02	73.62
Wes Roach	2007-11	73.65
Nathan Smith	2002-06	73.68
John Karcher	1986-90	73.80

Rounds In The 60s

Ryan Blaum	2002-06	34
Michael Schachner	2004-08	21
Brinson Paolini	2009-p	20
Julian Suri	2009-p	17
Leif Olson	1999-03	17
Matt Krauss	1998-02	15
Nathan Smith	2002-06	13
Spencer Anderson	2008-p	12
Mike Christensen	1997-00	12
Wes Roach	2007-11	11

Under-Par Rounds

Ryan Blaum	2002-06	63
Leif Olson	1999-03	45
Matt Krauss	1998-02	41
Michael Schachner	2004-08	40
Nathan Smith	2002-06	37
Julian Suri	2009-p	35
Clark Klaasen	2005-09	34
Adam Long	2006-10	34
Brinson Paolini	2009-p	32
Jason Widener	1989-93	29
Mike Castleforte	2001-04	27
Wes Roach	2007-11	27

Even-Par Rounds

Adam Long	2006-10	21
Brinson Paolini	2009-p	18
Matt Krauss	1998-02	16
John Karcher	1987-90	15
Leif Olson	1999-03	15
Nathan Smith	2002-06	14
Clark Klaasen	2005-09	13
Wes Roach	2007-11	13
Mike Castleforte	2001-04	12
Spencer Anderson	2008-12	12
Jason Widener	1989-93	11
Jason Buha	1993-97	11
Paul Tucker	1997-01	11

Even-Par or Better Rounds

Ryan Blaum	2002-06	71
Leif Olson	1999-03	60
Adam Long	2006-10	55
Nathan Smith	2002-06	51
Matt Krauss	1998-02	51
Michael Schachner	2004-08	50
Brinson Paolini	2009-p	50
Clark Klaasen	2005-09	47
Julian Suri	2009-p	44
John Karcher	1987-90	41
Jason Widener	1989-93	40
Wes Roach	2007-11	40

Tournament Wins

Charlie Bolling	1977-79, 81	5
Ryan Blaum	2003-06	4
John Karcher	1987-90	4
Skip Alexander	1938-40	4
Cliff Perry	1934-36	4
Grover Poole	1941-42	3
Chuck Taylor	1981-85	3

Top 5 Finishes

Chuck Taylor	1981-85	17
Jason Widener	1989-93	12
Ryan Blaum	2002-06	10
John Karcher	1986-90	10
Joe Ogilvie	1992-96	9
Julian Suri	2009-p	8
Brinson Paolini	2009-p	8
Michael Schachner	2004-08	8
Nathan Smith	2002-06	8
Jason Buha	1993-97	8

Top 10 Finishes

Chuck Taylor	1981-85	25
Ryan Blaum	2002-06	21
Jason Widener	1989-93	18
John Karcher	1986-90	18
Joe Ogilvie	1992-96	16
Jason Widener	1989-93	16
Julian Suri	2009-p	13
Mike Christensen	1996-2000	12
Jason Buha	1993-97	12
Nathan Smith	2002-06	12
Brinson Paolini	2009-p	12
Joe Ogilvie	1992-96	11
Mike Muehr	1990-94	11
Matt Krauss	1998-2002	11
Adam Long	2006-10	11

Top 20 Finishes

Ryan Blaum	2002-06	31
Chuck Taylor	1981-85	28
Jason Widener	1989-93	27
Adam Long	2006-10	27
Leif Olson	1999-03	25
Jason Buha	1993-97	22
Julian Suri	2009-p	20
Joe Ogilvie	1992-96	20
Nathan Smith	2002-06	19
Mike Christensen	1996-00	18
Matt Krauss	1998-02	18
Mike Muehr	1990-94	17
Brinson Paolini	2009-p	17
Wes Roach	2007-11	16

Tournaments Played

Leif Olson	1999-03	52
Jason Widener	1989-93	49
Mike Christensen	1996-00	48
Adam Long	2006-10	48
Clark Klaasen	2005-09	48
Matt Krauss	1998-02	47
Wes Roach	2007-11	45
Mike Muehr	1990-94	44
Michael Schachner	2004-08	44
Ryan Blaum	2002-06	43
Joe Ogilvie	1992-96	43
Justin Klein	1992-96	43
Jason Buha	1993-97	42
Michael Quagliano	2004-09	41

Rounds

Leif Olson	1999-2003	152
Jason Widener	1989-93	140
Adam Long	2006-10	140
Matt Krauss	1998-2002	138
Mike Christensen	1996-2000	138
Clark Klaasen	2005-09	137
John Karcher	1986-90	133
Michael Schachner	2004-08	132
Wes Roach	2007-11	130
Ryan Blaum	2002-06	129
Paul Tucker	1997-2001	126

Career Records incomplete
prior to the 1987-88 season

Hole-in-Ones (in NCAA competitions)

Julian Suri No. 7 at CordeValle GC
2009 Gifford Collegiate 190 yard, par 3

Adam Sumrall No. 3 at Club at Irish Creek
2012 Irish Creek Collegiate 186 yard, par 3

Individual Low Rounds (All Tournaments)

18 Holes

-Par	Score	Player	Course	Tournament
-10	60	Michael Schachner	Golden Horseshoe GC	2007 NCAA Championship
-8	63	Michael Schachner	GC of Tennessee	2005 NCAA East Regional
-8	64	Adam Long	Forest Hills GC	2010 Administaff Augusta State Invitational
-7	65	Mike Christensen	GC of Cuscowilla	1998 Cuscowilla Intercollegiate
-7	65	Ryan Blaum	MacGregor Downs CC	2004 The Intercollegiate
-7	65	Nathan Smith	MacGregor Downs CC	2004 The Intercollegiate
-7	65	Ryan Blaum	MacGregor Downs CC	2006 Courtyard by Marriott Intercollegiate
-7	65	Jeff Edelman	Devils Ridge GC	2007 The Intercollegiate
-7	65	Matthew Pierce	River Landing GC - Landing Course	2008 River Landing Intercollegiate
-7	65	Michael Quagliano	River Landing GC - River Course	2009 River Landing Intercollegiate
-7	65	Adam Long	Old North State Club	2010 ACC Championship
-7	65	Julian Suri	Turtle Bay - Palmer Course	2012 John A. Burns Intercollegiate
-6	66	Jeff Goettman	North Ridge CC	1978 ACC Championship
-6	65	Leif Olson	Stanford GC	2002 The Nelson
-6	66	Nathan Smith	Old North State Club	2004 ACC Championship
-6	66	Michael Schachner	Duke University Golf Club	2007 Coca-Cola Duke Golf Classic
-6	65	Adam Long	Bulls Bay GC	2007 Hootie at Bulls Bay
-6	64	Spencer Anderson	Mark Bostic GC	2009 SunTrust Gator Invitational
-6	66	Brinson Paolini	Old North State Club	2010 ACC Championship
-6	66	Tim Gornik	Pete Dye River Course	2011 NCAA East Regional
-6	65	Julian Suri	Royal Oaks CC	2011 Royal Oaks Intercollegiate
-6	65	Julian Suri	The Club at Irish Creek	2012 Irish Creek Collegiate
-6	66	Brinson Paolini	River Landing GC - River Course	2012 River Landing Intercollegiate
-6	66	Julian Suri	Old North State Club	2012 ACC Championship

36 Holes

-10	132	Michael Schachner	GC of Tennessee	2005 NCAA East Regional
-9	135	Ryan Blaum	MacGregor Downs CC	2006 Courtyard by Marriott Intercollegiate
-9	135	Julian Suri	Turtle Bay - Palmer Course	2012 John A. Burns Intercollegiate
-8	136	Mike Christensen	Arthur Hills at Palmetto Dunes	1999 Golf World Invitational
-8	136	Mike Castleforte	Duke GC	2002 Duke Golf Classic
-8	136	Michael Schachner	Devils Ridge GC	2005 The Intercollegiate
-8	136	Adam Long	Old North State Club	2010 ACC Championship
-7	135	Ryan Blaum	Stanford GC	2003 The Nelson
-7	137	John Karcher	Finley GC	1989 Tar Heel Invitational
-7	137	Michael Schachner	Duke University GC	2007 Coca-Cola Duke Golf Classic
-7	137	Julian Suri	CordeValle GC	2009 Gifford Collegiate Golf Championship
-7	137	Brinson Paolini	Turtle Bay - Palmer Course	2012 John A. Burns Intercollegiate

54 Holes

-14	202	Ryan Blaum	MacGregor Downs CC	2006 Courtyard by Marriott Intercollegiate
-12	201	Ryan Blaum	Stanford GC	2003 The Nelson
-12	201	Leif Olson	Stanford GC	2002 The Nelson
-11	202	Julian Suri	The Club at Irish Creek	2012 Irish Creek Collegiate
-11	205	Julian Suri	Turtle Bay - Palmer Course	2012 John A. Burns Intercollegiate
-10	206	Ryan Blaum	Old North State Club	2005 ACC Championship
-10	206	Matt Krauss	Arthur Hills at Palmetto Dunes	1999 Golf World Invitational
-9	204	Jason Buha	Keswick GC	1996 Keswick Club Cavalier Classic
-9	207	Nathan Smith	Forest Hills GC	2004 Augusta State Invitational
-9	204	Michael Schachner	GC of Tennessee	2005 NCAA East Regional
-8	205	Spencer Anderson	Royal Oaks CC	2011 Royal Oaks Intercollegiate
-8	208	7x; last by Brinson Paolini	River Landing GC - River Course	2012 River Landing Intercollegiate

Team Low Rounds (All Tournaments)

18 Holes

-Par	Score	Course	Tournament
-15	273	Duke University GC	2007 Coca-Cola Duke Golf Classic
-12	276	Imperial Lakes GC	1996 Matlock Collegiate Classic
-12	272	GC of Tennessee	2005 NCAA East Regional
-12	276	Forest Hills GC	2010 Administraff ASU Invitational
-12	272	The Club at Irish Creek	2012 Irish Creek Collegiate
-11	273	Royal Oaks GC	2011 Royal Oaks Intercollegiate
-11	277	Old North State Club	2004 ACC Championship
-11	277	MacGregor Downs CC	2006 Courtyard by Marriott Intercollegiate
-11	277	River Landing GC - Landing Course	2008 River Landing Intercollegiate
-10	278	Dallas Athletic Club	2001 Red River Classic
-10	278	CC of Landfall	2005 Landfall Tradition
-10	278	Old North State Club	2008 ACC Championship
-10	270	Warren GC	2010 NCAA Central Regional
-10	278	Old North State Club	2012 ACC Championship
-9	279	Osprey Point GC	1995 Kiawah Intercollegiate
-9	279	Dallas Athletic Club	2000 Red River Classic
-9	279	Stanford GC	2003 The Nelson
-9	279	Old North State Club	2008 ACC Championship
-9	279	Old North State Club	2011 ACC Championship

36 Holes

-19	557	Old North State Club	2008 ACC Championship
-16	560	Duke University GC	2007 Coca-Cola Duke Golf Classic
-16	560	Devils Ridge GC	2005 Courtyard by Marriott Intercollegiate
-14	562	Old North State Club	2010 ACC Championship
-14	562	Duke University GC	2005 Coca-Cola Duke Golf Classic
-13	563	Forest Hills GC	2010 Administraff ASU Invitational
-12	564	Forest Hills GC	2009 Administraff ASU Invitational
-11	565	McGregor Downs CC	2004 Courtyard by Marriott Intercollegiate

54 Holes

-23	841	Old North State Club	2008 ACC Championship
-22	842	Duke University GC	2007 Coca-Cola Duke Golf Classic
-21	843	Forest Hills GC	2010 Administraff ASU Invitational
-21	831	Royal Oaks GC	2011 Royal Oaks Intercollegiate
-18	834	Stanford GC	2003 The Nelson
-16	848	Bryan Park GC	1985 ACC Championship
-14	850	River Landing GC	2009 River Landing Intercollegiate
-13	851	River Landing GC	2008 River Landing Intercollegiate
-13	851	Old North State Club	2011 ACC Championship
-13	839	The Club at Irish Creek	2012 Irish Creek Collegiate
-12	852	Tanagura Densha GC	2007 Topy Cup U.S.-Japan Intercollegiate
-11	853	Forest Hills GC	2009 Administraff ASU Invitational
-11	841	Stanford GC	2002 The Nelson
-11	853	Carolina CC	1997 Wofford Invitational
-11	853	Osprey Point GC	1996 Kaiwah Intercollegiate Golf Tournament
-10	854	Turtle Bay - Palmer Course	2012 John A. Burns Intercollegiate
-10	854	Duke University GC	2005 Coca-Cola Duke Golf Classic
-10	842	Stanford GC	1992 Stanford Shootout

Team Stroke Average

1995-96	288.11
2010-11	288.13
2011-12	288.15
2007-08	288.21
2009-10	289.22
2005-06	291.51
2000-01	291.71
1999-00	292.21
2003-04	292.42
2008-09	293.06
2005-06	293.81
1998-99	294.10
1992-93	294.23
2001-02	294.31
1993-94	294.62
1996-97	294.92
1997-98	295.10
2002-03	295.97

Under-Par Rounds

2011-12	16
2007-08	14
2003-04	13
2006-07	12
2004-05	9
2010-11	9
2005-06	8
2001-02	8
1996-97	8
2008-09	7
2000-01	7
2002-03	6

Even-Par or Better Rounds

2011-12	17
2007-08	14
2009-10	14
2003-04	14
2006-07	14
2004-05	11
2001-02	10
1996-97	10
2010-11	9
1999-00	9
2000-01	9
2005-06	9

Under-Par Tournaments

2011-12	7
2007-08	5
2010-11	3
2004-05	3
2008-09	3
2003-04	3
2001-02	3
1996-97	3
2005-06	2
2006-07	2
2000-01	2

TEAM RECORDS

2012-13 DUKE MEN'S GOLF

MEDIA GUIDE

Stroke Average (minimum 20 rounds)

Brinson Paolini	2009-10	72.33
Adam Long	2006-07	72.85
Yaroslav Merkulov	2010-11	73.09
Matthew Pierce	2007-08	73.10
Jason Widener	1989-90	73.10
Ryan Blaum	2002-03	73.33
Julian Suri	2009-10	73.59
Mike Christensen	1996-97	73.85
Austin Cody	2010-11	73.92
Wes Roach	2007-08	73.93

Rounds In The 60s

Michael Schachner	2004-05	6
Brinson Paolini	2009-10	6
Yaroslav Merkulov	2010-11	6
Matthew Pierce	2007-08	4
Mike Christensen	1996-97	4

Under-Par Rounds

Brinson Paolini	2009-10	11
Julian Suri	2009-10	9
Michael Schachner	2004-05	9
Ryan Blaum	2002-03	9
Jason Widener	1989-90	9
Adam Long	2006-07	8
Leif Olson	1999-00	8
Yaroslav Merkulov	2010-11	8

Even-Par Rounds

Brinson Paolini	2009-10	7
Mike Christensen	1996-97	5
Adam Long	2006-07	5
Leif Olson	1999-00	4
Julian Suri	2009-10	4

Even-Par or Better Rounds

Brinson Paolini	2009-10	18
Adam Long	2006-07	13
Julian Suri	2009-10	13
Leif Olson	1999-00	12
Michael Schachner	2004-05	12

Tournament Wins

Matt Krauss	1998-99	1
Justin Klein	1992-93	1
Jason Widener	1989-90	1

Top 5 Finishes

Jason Widener	1989-90	4
Brinson Paolini	2009-10	2
Michael Schachner	2004-05	2

Top 10 Finishes

Jason Widener	1989-90	7
Mike Christensen	1996-97	5
Brinson Paolini	2009-10	4
Julian Suri	2009-10	3
Ryan Blaum	2002-03	3

Top 20 Finishes

Jason Widener	1989-90	10
Julian Suri	2009-10	7
Mike Christensen	1996-97	6
Ryan Blaum	2002-03	6
Adam Long	2006-07	6
Justin Klein	1992-93	5
Leif Olson	1999-00	5
Brinson Paolini	2009-10	5

Tournaments Played

Mike Christensen	1996-97	14
Jason Widener	1989-90	13
Justin Klein	1992-93	13
Julian Suri	2009-10	13
Pete O'Brien	1988-89	12
Leif Olson	1999-00	12
Michael Quagliano	2004-05	12
Brinson Paolini	2009-10	12

Rounds

Mike Christensen	1996-97	40
Jason Widener	1989-90	40
Julian Suri	2009-10	39
Michael Quagliano	2004-05	36
Justin Klein	1992-93	36
Brinson Paolini	2009-10	36
Adam Long	2006-07	34
Leif Olson	1999-00	34

**Freshman Records incomplete
prior to the 1987-88 season**

18 Holes

-Par	Score	Player	Course	Tournament
-8	63	Michael Schachner	GC of Tennessee	2005 NCAA East Regional
-7	65	Jeff Edelman	Devils Ridge GC	2007 Courtyard by Marriott Intercollegiate
-7	65	Matthew Pierce	River Landing GC - Landing Course	2008 River Landing Intercollegiate
-6	64	Spencer Anderson	Mark Bostic GC	2009 SunTrust Gator Invitational
-6	66	Brinson Paolini	Old North State Club	2010 ACC Championship
-6	66	Jeff Goettman	North Ridge CC	1978 ACC Championship
-6	65	Adam Long	Bulls Bay GC	2007 Hootie at Bulls Bay
-5	66	Jason Widener	TPC at Woodlands	1990 Golf Digest Collegiate Invitational
-5	65	Brinson Paolini	Warren GC	2010 NCAA Central Regional
-5	66	Ryan Blaum	Stanford GC	2002 The Nelson
-5	67	Mike Christensen	Keswick GC	1996 Keswick Club Cavalier Classic
-5	67	Jason Widener	Duke University GC	1990 Iron Duke Classic
-4	68 (2x)	Ryan Blaum	Sawgrass CC	2003 Mercedes-Benz Collegiate Championship
-4	68	Clark Klaasen	The Farm GC	2005 Carpet Capital Collegiate
-4	68	Matthew Pierce	Duke University GC	2007 Coca-Cola Duke Golf Classic
-4	68	Justin Klein	Birdwood GC	1993 NCAA East Regional
-4	68	Matt Krauss	Old North State Club	2000 ACC Championship
-4	68	Leif Olson	MacGregor Downs GC	2000 Intercollegiate at MacGregor Downs
-4	68	Wes Roach	Old North State Club	2008 ACC Championship
-4	68	Alex Wilson	Forest Hills GC	2003 Cleveland Golf / ASU Invitational
-4	68	Julian Suri	CordeValle GC	Gifford Collegiate Golf Championship
-4	67	Yaroslav Merkulov	Lonnie Poole GC	210 Wolfpack Intercollegiate
-4	68	Mike Christensen	Osprey Point GC	1996 Kiawah Intercollegiate

54 Holes

-9	204	Michael Schachner	GC of Tennessee	2005 NCAA East Regional
-4	209	Yaroslav Merkulov	The Club at Irish Creek	2011 Irish Creek Collegiate
-5	211	Ryan Blaum	Sawgrass CC	2003 Mercedes-Benz Collegiate Championship
-6	210	Brinson Paolini	Old North State Club	2010 ACC Championship
-6	210	Michael Quagliano	Duke University GC	2004 Coca-Cola Duke Golf Classic
-6	210	Jason Widener	Northgreen CC	1990 ACC Championship
-5	211	Julian Suri	CordeValle GC	Gifford Collegiate Golf Championship
-4	212	Mike Christensen	Osprey Point GC	1996 Kiawah Intercollegiate
-4	212	Matt Krauss	Old North State Club	2000 ACC Championship

Mike Adams - White Plains, N.Y. (St. Stephen's Episcopal)

Year	Total Tournaments	Total Rounds	Total Strokes	Stroke Average	Even Par Rounds	Under Par Rounds	Best 18	Best 54	Top 5	Top 10	Top 20	Best Finish
2000-01	2	4	322	80.5	0	0	73	-	0	0	1	11th
2001-02	1	2	158	79.0	0	0	79	-	0	0	1	T-18th
2002-03	1	2	146	73.0	1	0	72	-	0	1	1	T-8th
2003-04	-	-	-	-	-	-	-	-	-	-	-	-
Career	4	8	626	78.3	1	0	72	-	0	1	3	T-8th

Spencer Anderson - Pacific Palisades, Calif. (Brentwood School)

Year	Total Tournaments	Total Rounds	Total Strokes	Stroke Average	Even Par Rounds	Under Par Rounds	Best 18	Best 54	Top 5	Top 10	Top 20	Best Finish
2008-09	9	26	1,943	74.7	4	2	64	213	0	1	1	T-7th
2009-10	12	36	2,659	73.9	3	7	67	211	0	0	1	T-15th
2010-11	2	6	434	72.3	1	2	69	210	1	1	1	T-5th
2011-12	10	30	2,177	72.6	4	11	66	205	1	2	5	T-2nd
Career	33	98	7,213	73.6	12	22	64	205	2	4	8	T-2nd

Rob Beasley - Greensboro, N.C. (Northwest Guilford)

Year	Total Tournaments	Total Rounds	Total Strokes	Stroke Average	Even Par Rounds	Under Par Rounds	Best 18	Best 54	Top 5	Top 10	Top 20	Best Finish
2000-01	2	4	295	73.7	0	1	70	-	2	2	2	1st
2001-02	8	22	1,663	75.6	0	2	70	218	0	1	2	T-9th
2002-03	9	27	2,029	75.2	0	4	70	217	0	0	1	12th
2003-04	9	27	2,059	76.3	1	2	69	220	0	0	0	T-25th
Career	28	80	6,046	75.2	1	9	69	217	2	3	5	

Erik Bertrand - Tampa, Fla. (Vivian Gaither)

Year	Total Tournaments	Total Rounds	Total Strokes	Stroke Average	Even Par Rounds	Under Par Rounds	Best 18	Best 54	Top 5	Top 10	Top 20	Best Finish
1993-94	1	3	237	79.0	0	0	77	237	0	0	0	T-58th
1994-95	3	8	636	79.5	1	0	72	242	0	0	0	T-52nd
1995-96	8	24	1,824	76.8	1	0	72	229	1	1	2	T-3rd
1996-97	13	37	2,785	75.3	4	4	70	216	0	1	2	T-6th
Career	25	72	5,482	76.1	6	4	70	216	1	2	4	T-3rd

John Birmingham

Year	Total Tournaments	Total Rounds	Total Strokes	Stroke Average	Even Par Rounds	Under Par Rounds	Best 18	Best 54	Top 5	Top 10	Top 20	Best Finish
1987-88	1	3	234	78.0	0	0	75	234	0	0	0	-
Career	1	3	234	78.0	0	0	75	234	0	0	0	-

Alan Birney - Houston, Texas (Cypress Creek)

Year	Total Tournaments	Total Rounds	Total Strokes	Stroke Average	Even Par Rounds	Under Par Rounds	Best 18	Best 54	Top 5	Top 10	Top 20	Best Finish
1990-91	4	9	701	77.9	0	0	74	227	0	0	0	T-42nd
1991-92	1	2	153	76.5	0	0	74	-	0	0	0	T-54th
1992-93	3	7	528	75.4	0	1	71	230	0	0	0	22nd
Career												

Bradley Black - St. Catharines, Ontario (Sir Winston Churchill)

Year	Total Tournaments	Total Rounds	Total Strokes	Stroke Average	Even Par Rounds	Under Par Rounds	Best 18	Best 54	Top 5	Top 10	Top 20	Best Finish
1995-96	2	5	396	79.2	0	0	75	237	0	0	0	T-40th
Career	2	5	396	79.2	0	0	75	237	0	0	0	T-40th

Ryan Blaum - Coral Gables, Fla. (Westminster Christian)

Year	Total Tournaments	Total Rounds	Total Strokes	Stroke Average	Even Par Rounds	Under Par Rounds	Best 18	Best 54	Top 5	Top 10	Top 20	Best Finish
2002-03	10	30	2,200	73.3	2	9	66	210	1	3	6	T-2nd
2003-04	8	24	1,717	71.5	1	12	65	201	1	4	6	T-1st
2004-05	12	36	2,588	71.9	3	22	67	206	5	7	9	1st
2005-06	13	39	2,803	71.9	2	20	65	202	3	7	10	1st
Career	43	129	9,308	72.2	8	63	65	201	10	21	31	1st

Daniel Brawley - Wilmington, N.C. (New Hanover)

Year	Total Tournaments	Total Rounds	Total Strokes	Stroke Average	Even Par Rounds	Under Par Rounds	Best 18	Best 54	Top 5	Top 10	Top 20	Best Finish
1992-93	1	2	154	77.0	0	0	76	-	0	0	0	T-54th
1993-94	4	12	960	80.0	0	1	69	225	0	0	1	T-16th
1994-95	12	32	2,449	76.5	1	3	70	219	1	1	2	T-4th
1995-96	6	16	1,239	77.3	2	1	70	220	0	0	1	T-15th
Career	23	62	4,802	77.5	3	5	69	219	1	1	4	T-4th

PLAYER STATS

Denver Brown - Saratoga Springs, N.Y. (Saratoga Springs)

Year	Total Tournaments	Total Rounds	Total Strokes	Stroke Average	Even Par Rounds	Under Par Rounds	Best 18	Best 54	Top 5	Top 10	Top 20	Best Finish
1997-98	2	4	326	81.5	0	0	74	-	0	0	0	80th
1998-99	2	5	407	81.4	0	0	76	252	0	0	0	T-36th
1999-00	1	3	231	77.0	0	0	76	231	0	0	0	T-56th
2000-01	5	13	990	76.2	0	2	71	224	2	2	2	2nd
Career	10	25	1,954	78.2	0	2	71	224	2	2	2	2nd

Jason Buha - Farmington Hills, Mich. (Farmington)

Year	Total Tournaments	Total Rounds	Total Strokes	Stroke Average	Even Par Rounds	Under Par Rounds	Best 18	Best 54	Top 5	Top 10	Top 20	Best Finish
1993-94	5	14	1,078	77.0	0	1	71	218	0	0	0	T-35th
1994-95	10	29	2,222	76.6	1	1	71	223	0	0	1	T-14th
1995-96	14	38	2,800	73.7	2	10	67	213	3	5	11	2nd
1996-97	13	37	2,660	71.9	8	14	67	204	5	7	10	1st
Career	42	118	8,760	74.2	11	26	67	204	8	12	22	1st

Chris Cain - Knoxville, Tenn. (The Webb School)

Year	Total Tournaments	Total Rounds	Total Strokes	Stroke Average	Even Par Rounds	Under Par Rounds	Best 18	Best 54	Top 5	Top 10	Top 20	Best Finish
1987-88	9	24	1,866	77.8	1	0	72	223	0	0	1	T-18th
1988-89	1	2	164	82.0	0	0	81	-	0	0	0	-
1989-90	11	34	2,608	76.7	0	1	71	215	1	1	1	T-2nd
1990-91	3	8	619	77.4	0	0	74	231	0	0	0	T-60th
Career	24	68	5,257	77.3	1	1	71	215	1	1	2	T-2nd

Jim Cangiano - Dickerson, Md. (Poolesville)

Year	Total Tournaments	Total Rounds	Total Strokes	Stroke Average	Even Par Rounds	Under Par Rounds	Best 18	Best 54	Top 5	Top 10	Top 20	Best Finish
1991-92	1	2	162	81.0	0	0	79	-	0	0	0	T-98th
1992-93	1	2	167	83.5	0	0	80	-	0	0	0	-
1993-94	1	3	255	85.0	0	0	83	255	0	0	0	80th
1994-95	2	5	404	80.8	0	0	80	247	0	0	0	T-52nd
Career	5	12	988	82.3	0	0	79	247	0	0	0	T-52nd

Mike Castleforte - Springboro, Ohio (Archbishop Alter)

Year	Total Tournaments	Total Rounds	Total Strokes	Stroke Average	Even Par Rounds	Under Par Rounds	Best 18	Best 54	Top 5	Top 10	Top 20	Best Finish
2000-01 (Indiana)	7	20	1,493	74.7	-	4	70	220	1	1	2	5th
2001-02	12	36	2,651	73.6	7	10	68	208	0	2	3	9th
2002-03	12	36	2,683	74.5	3	6	69	212	1	2	2	3rd
2003-04	12	36	2,638	73.3	2	11	69	215	0	3	6	T-7th
Career	43	128	9,465	74.0	12	31	68	208	2	8	13	3rd

Bobby Castor - Ashland, Ohio (Ashland)

Year	Total Tournaments	Total Rounds	Total Strokes	Stroke Average	Even Par Rounds	Under Par Rounds	Best 18	Best 54	Top 5	Top 10	Top 20	Best Finish
2000-01	2	5	383	76.6	1	0	72	229	0	0	1	T-14th
2001-02	7	18	1,371	76.2	0	1	70	221	0	0	0	T-32nd
2002-03	-	-	-	-	-	-	-	-	-	-	-	-
2003-04	2	6	486	81.0	0	0	74	229	0	0	0	T-45th
Career	11	29	2,240	77.9	1	1	70	221	0	0	1	T-14th

Duncan Chapman

Year	Total Tournaments	Total Rounds	Total Strokes	Stroke Average	Even Par Rounds	Under Par Rounds	Best 18	Best 54	Top 5	Top 10	Top 20	Best Finish
1987-88	1	2	156	78.0	0	0	78	-	0	0	0	-
Career	1	2	156	78.0	0	0	78	-	0	0	0	-

Marc Chatelain - Flims, Switzerland (York Country Club/Susquahanna)

Year	Total Tournaments	Total Rounds	Total Strokes	Stroke Average	Even Par Rounds	Under Par Rounds	Best 18	Best 54	Top 5	Top 10	Top 20	Best Finish
1997-98	10	29	2,166	74.7	3	2	69	218	0	0	2	T-11th
1998-99	13	37	2,699	72.9	4	10	67	212	3	4	8	T-4th
Career	23	68	4,865	71.5	7	12	67	212	3	4	10	T-4th

Mike Christensen - Grand Rapids, Minn. (Grand Rapids)

Year	Total Tournaments	Total Rounds	Total Strokes	Stroke Average	Even Par Rounds	Under Par Rounds	Best 18	Best 54	Top 5	Top 10	Top 20	Best Finish
1996-97	14	40	2,954	73.9	5	5	67	212	1	5	6	T-5th
1997-98	11	32	2,342	73.2	1	6	65	211	1	3	6	T-5th
1998-99	11	32	2,381	74.4	0	6	67	212	1	2	2	T-5th
1999-00	12	34	2,537	74.6	4	5	67	214	1	2	4	T-2nd
Career	48	138	10,214	74.0	10	22	65	211	4	12	18	T-2nd

Brad Clark - Atlanta, Ga. (Marist)

Year	Total Tournaments	Total Rounds	Total Strokes	Stroke Average	Even Par Rounds	Under Par Rounds	Best 18	Best 54	Top 5	Top 10	Top 20	Best Finish
2000-01	1	2	162	81.0	0	0	79	-	0	0	0	T-43rd
2001-02	6	16	1,212	75.8	2	2	68	226	2	2	2	1st
Career	7	18	1,374	76.3	2	2	68	226	2	2	2	1st

T.J. Cooper - Greenville, Pa. (Greenville)

Year	Total Tournaments	Total Rounds	Total Strokes	Stroke Average	Even Par Rounds	Under Par Rounds	Best 18	Best 54	Top 5	Top 10	Top 20	Best Finish
1996-97	1	3	236	78.6	0	0	76	236	0	0	0	T-59th
1997-98	5	13	1,002	77.1	0	1	69	221	1	1	1	T-4th
Career	6	16	1,238	77.4	0	1	69	221	1	1	1	T-4th

Darrell Crall

Year	Total Tournaments	Total Rounds	Total Strokes	Stroke Average	Even Par Rounds	Under Par Rounds	Best 18	Best 54	Top 5	Top 10	Top 20	Best Finish
1987-88	10	27	2,076	76.9	3	1	70	216	0	0	1	T-18th
1988-89	4	10	791	79.1	0	0	75	231	0	0	1	T-20th
Career	14	37	2,867	77.5	3	1	70	216	0	0	2	T-18th

Aaron Crewse - Akron, Ohio (Hartville Lake)

Year	Total Tournaments	Total Rounds	Total Strokes	Stroke Average	Even Par Rounds	Under Par Rounds	Best 18	Best 54	Top 5	Top 10	Top 20	Best Finish
1990-91	7	19	1,466	77.2	1	0	71	220	0	0	1	T-19th
1991-92	10	29	2,217	76.5	1	3	70	222	0	0	0	T-35th
1992-93	13	35	2,650	75.7	2	5	70	216	0	2	3	6th
1993-94	10	29	2,184	75.3	2	2	70	220	0	1	3	7th
Career	40	112	8,517	76.0	6	10	70	216	0	3	7	6th

Chris Dauk - Akron, Ohio (Revere)

Year	Total Tournaments	Total Rounds	Total Strokes	Stroke Average	Even Par Rounds	Under Par Rounds	Best 18	Best 54	Top 5	Top 10	Top 20	Best Finish
1991-92	1	2	147	73.5	0	0	73	-	0	0	1	T-18th
1992-93	2	4	310	77.5	0	0	78	-	0	0	0	T-40th
1993-94	1	3	238	79.3	0	0	79	238	0	0	0	T-63rd
1994-95	6	17	1,305	76.8	1	1	71	219	1	1	1	3rd
Career	10	26	2,000	76.9	1	1	71	219	1	1	2	3rd

James Dickey - Fort Lauderdale, Fla. (St. Thomas Aquinas)

Year	Total Tournaments	Total Rounds	Total Strokes	Stroke Average	Even Par Rounds	Under Par Rounds	Best 18	Best 54	Top 5	Top 10	Top 20	Best Finish
2003-04	3	9	695	77.2	0	1	71	222	0	0	1	T-20th
2006-07	-	-	-	-	-	-	-	-	-	-	-	-
Career	3	9	695	77.2	0	1	71	222	0	0	1	T-20th

Eric Dollenberg - Flourtown, Pa. (Penn Charter)

Year	Total Tournaments	Total Rounds	Total Strokes	Stroke Average	Even Par Rounds	Under Par Rounds	Best 18	Best 54	Top 5	Top 10	Top 20	Best Finish
1991-92	2	5	402	80.4	0	0	76	236	0	0	0	74th
1992-93	3	7	541	77.3	0	0	74	230	0	0	0	T-31st
1993-94	2	6	501	83.5	0	0	77	249	0	0	0	76th
Career	7	18	1,444	80.2	0	0	74	230	0	0	0	T-31st

Jim Donnelly - Beverly, Mass. (St. John's Prep)

Year	Total Tournaments	Total Rounds	Total Strokes	Stroke Average	Even Par Rounds	Under Par Rounds	Best 18	Best 54	Top 5	Top 10	Top 20	Best Finish
1996-97	8	23	1,758	76.4	3	1	71	216	0	1	1	T-8th
1997-98	4	10	774	77.4	0	0	74	231	0	1	1	T-6th
1998-99	4	11	849	77.2	0	0	71	232	1	1	1	T-3rd
Career	16	44	3,381	76.8	3	1	71	216	1	3	3	T-3rd

Jeff Edelman - Southlake, Texas (Carroll Senior)

Year	Total Tournaments	Total Rounds	Total Strokes	Stroke Average	Even Par Rounds	Under Par Rounds	Best 18	Best 54	Top 5	Top 10	Top 20	Best Finish
2006-07	7	21	1,559	74.2	1	4	65	215	0	1	2	T-9th
2007-08	2	6	440	73.3	2	1	71	220	0	0	0	26th
Career	9	27	1,999	73.8	3	5	65	215	0	1	2	T-9th

Kyle Elfers - Cincinnati, Ohio (Turpin)

Year	Total Tournaments	Total Rounds	Total Strokes	Stroke Average	Even Par Rounds	Under Par Rounds	Best 18	Best 54	Top 5	Top 10	Top 20	Best Finish
1995-96	2	5	394	78.8	0	0	79	235	0	0	0	T-40th
1996-97	7	20	1,510	75.5	1	2	69	215	0	1	1	T-6th
1997-98	12	35	2,579	73.7	3	6	68	211	1	5	6	5th
1998-99	13	37	2,734	73.9	3	8	67	214	1	1	5	4th
Career	34	97	7,217	74.4	7	16	68	211	2	7	12	4th

David French - Columbus, Ohio (Arlington)

Year	Total Tournaments	Total Rounds	Total Strokes	Stroke Average	Even Par Rounds	Under Par Rounds	Best 18	Best 54	Top 5	Top 10	Top 20	Best Finish
2000-01	-	-	-	-	-	-	-	-	-	-	-	-
2001-02	3	6	453	75.5	1	1	69	-	0	2	2	6th
2002-03	3	9	697	77.4	0	0	73	225	0	0	0	T-25th
2003-04	1	3	243	81.0	0	0	78	243	0	0	0	68th
Career	7	18	1,383	76.8	1	1	69	225	0	2	2	6th

Andrew Giuliani - New York, N.Y. (St. Joseph's Regional [NJ])

Year	Total Tournaments	Total Rounds	Total Strokes	Stroke Average	Even Par Rounds	Under Par Rounds	Best 18	Best 54	Top 5	Top 10	Top 20	Best Finish
2005-06	1	2	160	80.0	0	0	79	-	0	0	0	T-70th
2006-07	2	6	462	77.0	0	1	71	229	0	0	0	T-68th
2007-08	2	6	447	74.5	0	0	73	223	0	0	0	T-36th
Career	5	14	1,069	77.2	0	1	71	223	0	0	0	T-36th

Jake Grodzinsky - Cornville, Ariz. (Sedona Red Rock)

Year	Total Tournaments	Total Rounds	Total Strokes	Stroke Average	Even Par Rounds	Under Par Rounds	Best 18	Best 54	Top 5	Top 10	Top 20	Best Finish
2003-04	1	3	245	81.7	0	0	78	245	0	0	0	80th
2004-05	11	33	2,469	74.8	2	4	69	212	0	0	0	T-24th
2005-06	12	35	2,559	73.1	3	12	69	209	1	6	7	5th
2006-07	12	37	2,733	73.9	4	9	69	215	0	1	4	T-9th
Career	36	108	8,006	75.9	9	25	69	209	1	7	11	5th

Justin Hare - Charleston, S.C. (Porter-Gaud School)

Year	Total Tournaments	Total Rounds	Total Strokes	Stroke Average	Even Par Rounds	Under Par Rounds	Best 18	Best 54	Top 5	Top 10	Top 20	Best Finish
2005-06	3	8	602	75.3	1	0	72	222	0	0	0	T-17th
2006-07	1	3	230	76.7	0	0	74	230	0	0	0	T-60th
2007-08	1	3	222	74.0	0	1	71	222	0	0	0	T-51st
Career	5	14	1,054	75.3	1	1	71	222	0	0	0	T-17th

Chris Harris - Edina, Minn. (Edina)

Year	Total Tournaments	Total Rounds	Total Strokes	Stroke Average	Even Par Rounds	Under Par Rounds	Best 18	Best 54	Top 5	Top 10	Top 20	Best Finish
1997-98	2	4	316	79.0	0	0	74	-	0	0	0	
1998-99	4	10	755	75.5	2	0	71	222	1	1	1	T-3rd
Career	6	14	1,071	76.5	2	0	71	222	1	1	1	T-3rd

Todd Hill - Durham, N.C. (C.E. Jordan)

Year	Total Tournaments	Total Rounds	Total Strokes	Stroke Average	Even Par Rounds	Under Par Rounds	Best 18	Best 54	Top 5	Top 10	Top 20	Best Finish
1995-96	7	18	1,396	77.5	0	0	73	220	0	0	1	T-16th
Career	7	18	1,396	77.5	0	0	73	220	0	0	1	T-16th

Seth Huffstetler - Southern Pines, N.C. (Pinecrest)

Year	Total Tournaments	Total Rounds	Total Strokes	Stroke Average	Even Par Rounds	Under Par Rounds	Best 18	Best 54	Top 5	Top 10	Top 20	Best Finish
1997-98	2	5	397	79.4	0	0	235	0	0	0	0	
1998-99	2	5	373	74.6	0	1	70	223	0	0	1	T-14th
Career	4	10	770	77.0	0	1	70	223	0	0	1	T-14th

Tom Hurley - Vero Beach, Fla. (Suffield Academy [Conn.])

Year	Total Tournaments	Total Rounds	Total Strokes	Stroke Average	Even Par Rounds	Under Par Rounds	Best 18	Best 54	Top 5	Top 10	Top 20	Best Finish
1989-90	6	19	1,450	76.3	0	3	70	219	0	0	1	T-12th
1990-91	10	26	1,951	75.0	2	4	68	215	0	1	2	T-7th
1991-92	10	29	2,159	74.5	3	5	69	214	0	1	4	T-9th
1992-93	12	35	2,619	74.8	3	5	70	215	0	1	4	T-8th
Career	38	109	8,179	75.0	8	17	68	214	0	3	11	T-7th

Brad Jones

Year	Total Tournaments	Total Rounds	Total Strokes	Stroke Average	Even Par Rounds	Under Par Rounds	Best 18	Best 54	Top 5	Top 10	Top 20	Best Finish
1987-88	1	3	245	81.7	0	0	79	245	0	0	0	-
1988-89	1	3	234	78.0	0	0	75	234	0	0	0	-
1989-90	1	3	232	77.3	0	1	71	232	0	0	0	T-52nd
Career	3	9	711	79.0	0	1	71	232	0	0	0	T-52nd

John Karcher

Year	Total Tournaments	Total Rounds	Total Strokes	Stroke Average	Even Par Rounds	Under Par Rounds	Best 18	Best 54	Top 5	Top 10	Top 20	Best Finish
1986-87	-	-	-	-	-	-	-	-	-	1	1	6th
1987-88	12	32	2,367	74.0	6	7	69	214	4	5	7	1st
1988-89	13	34	2,523	74.2	3	6	66	216	4	5	9	1st
1989-90	13	40	2,931	73.3	6	11	68	214	3	8	9	T-3rd
Career	38	106	7,821	73.8	15	24	66	214	11	19	26	1st

Bruce Kenerson - Weston, Mass. (St. Paul's School (Minn.))

Year	Total Tournaments	Total Rounds	Total Strokes	Stroke Average	Even Par Rounds	Under Par Rounds	Best 18	Best 54	Top 5	Top 10	Top 20	Best Finish
1987-88	6	13	1,010	77.7	1	0	72	252	0	1	2	T-6th
1988-89	12	31	2,333	75.3	1	4	71	221	0	1	6	T-7th
1989-90	10	30	2,299	76.6	3	2	71	215	1	2	3	1st
1990-91	3	9	717	79.7	0	0	76	233	0	0	0	T-74th
Career	31	83	6,359	76.6	5	6	71	215	1	4	11	1st

Brian Kim - Yorba Linda, Calif. (Brea Olinda)

Year	Total Tournaments	Total Rounds	Total Strokes	Stroke Average	Even Par Rounds	Under Par Rounds	Best 18	Best 54	Top 5	Top 10	Top 20	Best Finish
2006-07	1	2	151	75.5	0	0	72	-	0	0	1	T-12th
2007-08	1	3	226	75.3	0	0	73	226	0	0	0	T-67th
Career	2	5	377	75.4	0	0	72	226	0	0	1	T-12th

Clark Klaasen - Grand Rapids, Mich. (Grand Rapids Christian)

Year	Total Tournaments	Total Rounds	Total Strokes	Stroke Average	Even Par Rounds	Under Par Rounds	Best 18	Best 54	Top 5	Top 10	Top 20	Best Finish
2005-06	11	32	2,374	74.2	3	6	68	217	0	1	3	T-9th
2006-07	12	37	2,733	73.9	2	10	67	212	1	1	2	3rd
2007-08	12	32	2,329	72.8	4	10	67	211	0	3	5	T-8th
2008-09	13	36	2,679	74.4	4	8	66	213	0	1	3	T-10th
Career	48	137	10,115	73.8	13	34	66	211	1	6	13	3rd

Justin Klein - Phoenix, Md. (Gilman)

Year	Total Tournaments	Total Rounds	Total Strokes	Stroke Average	Even Par Rounds	Under Par Rounds	Best 18	Best 54	Top 5	Top 10	Top 20	Best Finish
1992-93	13	36	2,713	75.4	2	5	68	215	1	2	5	1st
1993-94	11	32	2,408	75.3	2	4	67	218	1	2	4	2nd
1994-95	5	15	1,123	74.9	2	1	71	217	0	1	1	T-9th
1995-96	14	37	2,807	75.9	0	3	66	221	1	1	2	T-3rd
Career	43	120	9,051	75.4	6	11	66	215	3	6	12	1st

Matt Krauss - Dumfries, Va. (C.D. Hylton)

Year	Total Tournaments	Total Rounds	Total Strokes	Stroke Average	Even Par Rounds	Under Par Rounds	Best 18	Best 54	Top 5	Top 10	Top 20	Best Finish
1998-99	9	27	2,002	74.1	1	5	68	212	1	1	2	1st
1999-00	12	34	2,473	72.7	5	13	68	206	3	5	7	2nd
2000-01	13	38	2,768	72.8	7	10	67	212	2	4	6	T-4th
2001-02	13	39	2,922	74.9	3	7	69	215	0	1	3	T-10th
Career	47	138	10,165	73.6	16	35	67	206	6	11	18	1st

Brandon LaCroix - Roanoke, Va. (North Cross)

Year	Total Tournaments	Total Rounds	Total Strokes	Stroke Average	Even Par Rounds	Under Par Rounds	Best 18	Best 54	Top 5	Top 10	Top 20	Best Finish
1998-99	3	8	597	74.6	1	0	72	222	0	0	1	T-14th
1999-00	1	3	229	76.3	1	0	72	229	0	0	0	T-50th
2000-01	9	26	1,945	74.8	1	6	69	212	1	1	1	T-4th
2001-02	13	39	2,895	74.2	4	10	68	211	0	0	4	14th
Career	26	76	5,666	75.0	7	16	68	211	1	1	6	T-4th

Tom Lefebvre - Camp Lejeune, N.C. (Lejeune)

Year	Total Tournaments	Total Rounds	Total Strokes	Stroke Average	Even Par Rounds	Under Par Rounds	Best 18	Best 54	Top 5	Top 10	Top 20	Best Finish
2001-02	3	6	442	73.7	0	1	68	-	2	2	2	1st
2002-03	7	21	1,557	74.1	2	1	70	221	0	0	2	T-17th
2003-04	6	18	1,345	74.7	3	2	67	209	0	1	1	T-10th
2004-05	2	6	458	76.3	1	0	72	228	0	0	0	T-39th
Career	18	51	3,802	74.5	6	4	67	209	2	3	5	1st

Adam Long - St. Louis, Mo. (Francis Howell)

Year	Total Tournaments	Total Rounds	Total Strokes	Stroke Average	Even Par Rounds	Under Par Rounds	Best 18	Best 54	Top 5	Top 10	Top 20	Best Finish
2006-07	11	34	2,477	72.9	5	8	65	212	1	2	6	2nd
2007-08	12	34	2,470	72.7	6	7	68	208	1	1	7	3rd
2008-09	13	36	2,627	73.0	4	9	69	212	3	5	8	T-3rd
2009-10	12	36	2,604	72.3	6	10	64	205	2	3	6	1st
Career	48	140	10,178	72.7	21	34	64	205	7	11	27	1st

David Love - Atlanta, Ga. (Westminster)

Year	Total Tournaments	Total Rounds	Total Strokes	Stroke Average	Even Par Rounds	Under Par Rounds	Best 18	Best 54	Top 5	Top 10	Top 20	Best Finish
1991-92	8	23	1,730	75.2	3	2	69	214	1	2	3	4th
1992-93	3	7	599	79.9	0	0	75	244	0	0	0	-
1993-94	4	12	925	77.1	0	0	73	228	0	0	0	T-37th
Career	15	42	3,254	77.5	3	2	69	214	1	2	3	4th

Jon Massey

Year	Total Tournaments	Total Rounds	Total Strokes	Stroke Average	Even Par Rounds	Under Par Rounds	Best 18	Best 54	Top 5	Top 10	Top 20	Best Finish
1987-88	1	2	164	82.0	0	0	78	-	0	0	0	-
Career	1	2	164	82.0	0	0	78	-	0	0	0	-

Mike Muehr - Grea Falls, Va. (Bernards [N.J.]

Year	Total Tournaments	Total Rounds	Total Strokes	Stroke Average	Even Par Rounds	Under Par Rounds	Best 18	Best 54	Top 5	Top 10	Top 20	Best Finish
1990-91	9	24	1,808	75.3	1	4	70	218	0	0	2	T-19th
1991-92	11	31	2,286	73.7	2	4	68	216	0	2	5	T-7th
1992-93	14	38	2,813	74.0	3	6	68	209	1	4	5	1st
1993-94	10	29	2,148	74.1	2	5	69	216	3	5	5	2nd
Career	44	122	9,155	75.0	8	19	68	209	4	11	17	1st

Bryce Mueller - Durham, N.C. (Durham Academy)

Year	Total Tournaments	Total Rounds	Total Strokes	Stroke Average	Even Par Rounds	Under Par Rounds	Best 18	Best 54	Top 5	Top 10	Top 20	Best Finish
2004-05	5	14	1,056	75.4	2	0	71	221	0	0	0	T-26th
2005-06	6	16	1,215	75.9	0	0	71	224	0	0	1	13th
2006-07	2	5	376	75.2	1	0	71	229	0	1	0	T-9th
2007-08	1	3	221	73.7	1	0	72	221	0	0	0	T-47th
Career	14	38	2,868	75.05	4	0	71	221	0	1	1	T-9th

Skip Murphy - Kiawah Island, S.C. (Porter-Gaud School)

Year	Total Tournaments	Total Rounds	Total Strokes	Stroke Average	Even Par Rounds	Under Par Rounds	Best 18	Best 54	Top 5	Top 10	Top 20	Best Finish
2004-05	1	3	241	80.3	0	0	76	241	0	0	0	74th
2005-06	-	-	-	-	-	-	-	-	-	-	-	-
2006-07	1	2	148	74.0	0	0	74	0	0	0	1	T-12th
2007-08	1	3	219	73.0	1	0	72	219	0	0	0	T-28th
Career	3	8	608	75.8	1	0	72	219	0	0	1	T-12th

Peter O'Brien

Year	Total Tournaments	Total Rounds	Total Strokes	Stroke Average	Even Par Rounds	Under Par Rounds	Best 18	Best 54	Top 5	Top 10	Top 20	Best Finish
1988-89	12	31	2,378	76.8	2	2	70	216	1	2	3	T-5th
1989-90	-	-	-	-	-	-	-	-	-	-	-	-
1990-91	1	3	236	78.7	0	0	76	236	0	0	0	76th
Career	13	34	2,614	76.9	2	2	70	216	1	2	3	T-5th

Joe Ogilvie - Lancaster, Ohio (Lancaster)

Year	Total Tournaments	Total Rounds	Total Strokes	Stroke Average	Even Par Rounds	Under Par Rounds	Best 18	Best 54	Top 5	Top 10	Top 20	Best Finish
1992-93	5	10	785	78.3	0	0	73	231	0	0	0	34th
1993-94	11	32	2,406	75.2	1	4	69	217	1	3	5	T-4th
1994-95	13	38	2,804	73.8	8	6	68	213	1	5	7	T-2nd
1995-96	14	38	2,809	73.9	2	10	68	214	6	8	11	T-2nd
Career	43	118	8,804	74.6	11	20	68	213	8	16	23	T-2nd

PLAYER STATS

Leif Olson - Golden, Colo. (St. Stephen's Episcopal)

Year	Total Tournaments	Total Rounds	Total Strokes	Stroke Average	Even Par Rounds	Under Par Rounds	Best 18	Best 54	Top 5	Top 10	Top 20	Best Finish
1999-00	12	34	2,519	74.1	4	8	68	214	1	2	5	T-5th
2000-01	14	40	2,931	73.3	3	11	67	210	1	3	6	2nd
2001-02	13	39	2,843	72.9	3	16	67	208	1	2	8	T-5th
2002-03	13	39	2,881	73.9	5	10	65	201	2	3	6	1st
Career	52	152	11,174	73.6	15	45	65	201	5	10	25	1st

David Patterson - Berwyn, Pa. (Dulaney [Md.]

Year	Total Tournaments	Total Rounds	Total Strokes	Stroke Average	Even Par Rounds	Under Par Rounds	Best 18	Best 54	Top 5	Top 10	Top 20	Best Finish
1987-88	9	24	1,864	77.7	1	1	71	218	0	0	0	-
1988-89	5	12	922	76.8	0	0	73	220	0	1	1	9th
1989-90	13	40	3,055	76.4	2	2	70	221	0	0	0	23rd
1990-91	12	32	2,376	74.3	2	5	69	215	0	1	2	T-7th
Career	39	108	8,217	76.1	5	8	69	218	0	2	3	T-7th

Ley Pickens

Year	Total Tournaments	Total Rounds	Total Strokes	Stroke Average	Even Par Rounds	Under Par Rounds	Best 18	Best 54	Top 5	Top 10	Top 20	Best Finish
1987-88	1	2	162	81.0	0	0	80	-	0	0	0	-
Career	1	2	162	81.0	0	0	80	-	0	0	0	-

Matthew Pierce - Newport Beach, Calif. (Capistrano Valley)

Year	Total Tournaments	Total Rounds	Total Strokes	Stroke Average	Even Par Rounds	Under Par Rounds	Best 18	Best 54	Top 5	Top 10	Top 20	Best Finish
2007-08	11	31	2,266	73.1	2	6	65	212	1	1	2	T-5th
2008-09	7	19	1,398	73.6	1	8	67	210	1	2	5	2nd
2009-10	2	6	438	73.0	2	2	68	214	0	0	1	T-15th
Career	20	56	4,112	73.4	5	16	65	210	2	3	8	2nd

Chance Pipitone - Houston, Texas (Strake Jesuit)

Year	Total Tournaments	Total Rounds	Total Strokes	Stroke Average	Even Par Rounds	Under Par Rounds	Best 18	Best 54	Top 5	Top 10	Top 20	Best Finish
2006-07 (Penn)	11	27	2,017	74.7	2	5	66	202	3	4	6	T-2nd
2007-08	5	12	901	75.1	1	3	69	224	2	3	3	T-3rd
Career	16	39	2,918	74.8	3	8	66	202	5	7	9	T-2nd

Michael Quagliano - Ardsley, N.Y. (Ardsley)

Year	Total Tournaments	Total Rounds	Total Strokes	Stroke Average	Even Par Rounds	Under Par Rounds	Best 18	Best 54	Top 5	Top 10	Top 20	Best Finish
2004-05	12	36	2,703	75.1	2	5	69	210	1	2	3	T-2nd
2005-06	9	27	2,042	75.6	2	0	72	221	0	0	0	T-30th
2006-07	7	22	1,628	74.0	5	2	71	216	0	0	1	13th
2007-08	1	3	222	74.0	0	1	71	222	0	0	0	T-28th
2008-09	12	33	2,488	75.4	3	5	65	217	0	0	5	T-13th
Career	41	121	9,083	74.8	12	13	65	210	1	2	9	T-2nd

John Reynolds

Year	Total Tournaments	Total Rounds	Total Strokes	Stroke Average	Even Par Rounds	Under Par Rounds	Best 18	Best 54	Top 5	Top 10	Top 20	Best Finish
1987-88	12	32	2,458	76.8	2	2	70	216	0	0	2	T-11th
1988-89	11	28	2,107	75.3	2	4	69	221	1	1	4	2nd
Career	23	60	4,565	76.1	4	6	69	216	1	1	6	2nd

Wes Roach - Knoxville, Tenn. (The Webb School of Knoxville)

Year	Total Tournaments	Total Rounds	Total Strokes	Stroke Average	Even Par Rounds	Under Par Rounds	Best 18	Best 54	Top 5	Top 10	Top 20	Best Finish
2007-08	10	28	2,070	73.9	3	6	68	211	0	1	2	T-8th
2008-09	13	36	2,689	74.7	1	5	69	213	1	2	2	T-5th
2009-10	11	33	2,400	72.7	5	8	67	211	0	1	5	T-6th
2010-11	11	33	2,415	73.2	4	8	69	210	0	1	7	6th
Career	45	130	9,574	73.6	13	27	67	210	1	5	16	T-5th

John Sauter

Year	Total Tournaments	Total Rounds	Total Strokes	Stroke Average	Even Par Rounds	Under Par Rounds	Best 18	Best 54	Top 5	Top 10	Top 20	Best Finish
1987-88	4	10	792	79.2	0	0	74	0	0	0	0	-
Career	4	10	792	79.2	0	0	74	0	0	0	0	-

PLAYER STATS

Michael Schacher - Libertyville, Ill. (Libertyville)

Year	Total Tournaments	Total Rounds	Total Strokes	Stroke Average	Even Par Rounds	Under Par Rounds	Best 18	Best 54	Top 5	Top 10	Top 20	Best Finish
2004-05	11	33	2,452	74.3	3	9	63	204	2	2	3	T-2nd
2005-06	9	28	2,138	76.4	0	5	68	217	0	0	0	T-23rd
2006-07	12	37	2,686	72.6	3	9	60	212	2	2	5	T-3rd
2007-08	12	34	2,434	71.6	4	17	66	203	4	5	7	T-1st
Career	44	132	9,710	73.6	10	40	60	203	8	9	15	T-1st

Chris Schmid - Durham, N.C. (Riverside)

Year	Total Tournaments	Total Rounds	Total Strokes	Stroke Average	Even Par Rounds	Under Par Rounds	Best 18	Best 54	Top 5	Top 10	Top 20	Best Finish
1994-95	6	17	1,349	79.3	0	0	74	235	0	0	0	43rd
1995-96	11	32	2,447	76.5	2	2	70	220	1	1	2	T-3rd
1996-97	14	40	3,027	75.7	1	3	69	218	0	0	2	T-17th
1997-98	11	32	2,400	75.0	2	3	70	217	0	0	4	T-11th
Career	42	121	9,223	76.2	5	8	69	217	1	1	8	T-3rd

Eric Schultz - Raleigh, N.C. (Ravenscroft Academy)

Year	Total Tournaments	Total Rounds	Total Strokes	Stroke Average	Even Par Rounds	Under Par Rounds	Best 18	Best 54	Top 5	Top 10	Top 20	Best Finish
2006-07	1	2	155	77.5	0	0	76	-	0	0	0	T-40th
2007-08	1	3	219	73.0	0	1	70	219	0	0	0	T-28th
Career	2	5	374	75.3	0	1	70	219	0	0	0	T-28th

Raeligh Shoemaker - Charlotte, N.C. (West Charlotte)

Year	Total Tournaments	Total Rounds	Total Strokes	Stroke Average	Even Par Rounds	Under Par Rounds	Best 18	Best 54	Top 5	Top 10	Top 20	Best Finish
1992-93	1	2	154	77.0	0	0	76	-	0	0	0	T-54th
1993-94	3	9	709	78.8	0	0	73	224	0	0	1	T-12th
1994-95	9	26	2,017	77.6	1	0	72	223	0	0	0	T-28th
Career	13	37	2,880	77.8	1	0	72	223	0	0	1	T-12th

Daan Slooter

Year	Total Tournaments	Total Rounds	Total Strokes	Stroke Average	Even Par Rounds	Under Par Rounds	Best 18	Best 54	Top 5	Top 10	Top 20	Best Finish
1987-88	2	4	315	78.2	0	0	77	-	0	0	0	-
Career	2	4	315	78.2	0	0	77	-	0	0	0	-

Nathan Smith - Santa Cruz, Calif. (Robert Louis Stevenson)

Year	Total Tournaments	Total Rounds	Total Strokes	Stroke Average	Even Par Rounds	Under Par Rounds	Best 18	Best 54	Top 5	Top 10	Top 20	Best Finish
2002-03	6	21	1,593	75.9	1	2	70	219	0	0	0	T-25th
2003-04	12	36	2,599	72.2	5	16	65	207	4	6	10	T-1st
2004-05	13	39	2,834	72.7	5	14	66	209	4	6	8	T-2nd
2005-06	8	24	1,821	75.9	3	5	70	215	0	0	1	T-14th
Career	39	120	8,847	74.2	14	37	65	207	8	12	19	T-1st

Paul Soloman - Los Angeles, Calif. (Beverly Hills/UCLA)

Year	Total Tournaments	Total Rounds	Total Strokes	Stroke Average	Even Par Rounds	Under Par Rounds	Best 18	Best 54	Top 5	Top 10	Top 20	Best Finish
1991-92	2	5	413	82.6	0	0	78	242	0	0	0	T-105th
1992-93	2	6	470	78.3	0	0	73	230	0	0	0	-
Career	4	11	883	80.3	0	0	73	230	0	0	0	T-105th

Kevin Streelman - Wheaton, Ill. (Wheaton Warrenville South)

Year	Total Tournaments	Total Rounds	Total Strokes	Stroke Average	Even Par Rounds	Under Par Rounds	Best 18	Best 54	Top 5	Top 10	Top 20	Best Finish
1997-98	6	17	1,294	76.1	0	1	70	221	0	0	0	T-27th
1998-99	4	10	770	77.0	0	1	69	218	0	0	0	T-32nd
1999-00	12	34	2,517	74.0	3	4	70	215	0	0	2	T-20th
2000-01	13	38	2,788	73.4	3	11	67	208	1	2	5	1st
Career	35	99	7,369	74.4	6	17	67	208	1	2	7	1st

Paul Tucker - Pageland, S.C. (Central)

Year	Total Tournaments	Total Rounds	Total Strokes	Stroke Average	Even Par Rounds	Under Par Rounds	Best 18	Best 54	Top 5	Top 10	Top 20	Best Finish
1997-98	8	22	1,648	74.9	3	2	69	213	0	2	3	T-9th
1998-99	11	32	2,417	75.5	1	2	69	217	0	0	1	T-17th
1999-00	12	34	2,538	74.6	3	3	69	215	1	1	3	T-3rd
2000-01	13	38	2,830	74.5	4	3	70	218	0	0	3	T-13th
Career	43	126	9,433	74.9	11	10	69	213	1	3	10	T-3rd

Noel Volpe - New York, N.Y. (Hotchkiss School)

Year	Total Tournaments	Total Rounds	Total Strokes	Stroke Average	Even Par Rounds	Under Par Rounds	Best 18	Best 54	Top 5	Top 10	Top 20	Best Finish
1991-92	1	2	162	81.0	0	0	79	-	0	0	0	T-98th
Career	1	2	162	81.0	0	0	79	-	0	0	0	T-98th

Steve Welsh

Year	Total Tournaments	Total Rounds	Total Strokes	Stroke Average	Even Par Rounds	Under Par Rounds	Best 18	Best 54	Top 5	Top 10	Top 20	Best Finish
1987-88	5	14	1,107	79.1	0	0	74	227	0	0	0	-
1988-89	7	19	1,465	77.1	0	0	73	226	0	0	1	T-18th
Career	12	33	2,572	77.9	0	0	73	226	0	0	1	T-18th

Jason Widener - Greensboro, N.C. (Northwestern Guilford)

Year	Total Tournaments	Total Rounds	Total Strokes	Stroke Average	Even Par Rounds	Under Par Rounds	Best 18	Best 54	Top 5	Top 10	Top 20	Best Finish
1989-90	13	40	2,924	73.1	2	9	66	210	4	7	10	1st
1990-91	13	35	2,584	73.8	2	8	68	215	3	5	6	T-4th
1991-92	10	29	2,153	74.2	3	4	69	217	2	2	6	4th
1992-93	13	36	2,654	73.7	4	8	66	211	3	4	5	2nd
Career	49	140	10,315	73.7	11	29	66	210	12	18	27	1st

Ryan Willingham - Raleigh, N.C. (Enloe)

Year	Total Tournaments	Total Rounds	Total Strokes	Stroke Average	Even Par Rounds	Under Par Rounds	Best 18	Best 54	Top 5	Top 10	Top 20	Best Finish
2000-01	2	4	326	81.5	0	0	78	-	0	0	1	T-16th
2001-02	3	6	462	77.0	0	0	73	-	1	1	2	T-5th
Career	5	10	788	78.8	0	0	73	-	1	1	3	T-5th

Alex Wilson - Miami, Fla. (Gulliver Prep)

Year	Total Tournaments	Total Rounds	Total Strokes	Stroke Average	Even Par Rounds	Under Par Rounds	Best 18	Best 54	Top 5	Top 10	Top 20	Best Finish
2002-03	8	24	1,797	74.9	0	4	68	214	0	0	0	T-23rd
2003-04	8	24	1,787	74.5	6	2	68	210	1	1	1	T-3rd
2004-05	3	9	701	77.8	0	0	75	231	0	0	0	T-55th
2005-06	4	11	813	73.9	1	1	71	219	0	0	1	T-19th
Career	23	68	5,098	75.3	7	7	68	210	1	1	2	T-3rd

Statistics incomplete prior to the 1987-88 season

2012-13 DUKE MEN'S GOLF

MEDIA GUIDE

A
 John Abernethy 1962-63
 Frank Aiken III 1946
 Charles Alexander 1940-41
 Stewart Alexander 1938-40
 Todd Anderson 1982-85
 Spencer Anderson 2009-12

B
 Al Bain 1979
 Robert Barrett 1971-74
 Richard Bassett 1962-63
 Thomas Baxter 1964
 Rob Beasley 2002-04
 Williard Beeson 1956-57
 George Benson 1967
 John Benson 1957-59
 Guy Berner 1939-40
 Erik Bertrand 1995-97
 Frank Beuccqua 1928
 John Birmingham 1959-61
 Alan Birney 1991-93
 William Black 1983, 85-86
 Brent Blackwelder 1964
 Ryan Blaum 2003-06
 Charles Bolling 1977-79, 1981
 Dennis Bolster 1953-55
 Daniel Brawley 1994-96
 James Breed, Jr. 1960
 James Brewer 1949
 Robert Brownell 1939, 1941
 Benjamin Brundred 1972
 James Bruyette 1977
 Paul Bryan 1977, 1979, 1981
 W.P. Budd, Jr. 1934
 Jason Buha 1994-97
 Sam Buie 1930
 Mark Burden 1976-77, 1979

C
 Christopher Cain 1988-91
 June Caldwell 1931-33
 Jim Cangiano 1995
 Robert Caprera 1973-76
 Henry Cashin, III 1969-70
 Mike Castelforte 2002-04
 Bobby Castor 2002, 2004
 John Cawley, Jr. 1964
 Frank Chapman 1942
 Robert Chapman 1956
 Mark Chatelain 1998-99
 Mike Christensen 1997-2000
 Brad Clark 2002-03
 Henry Clark 1951-53
Austin Cody 2011-12
 T.J. Cooper 1997-98
 Thomas Cosgrove 1963
 Darrell Crall 1987-89
 John Cree 1937-39
 Aaron Crewse 1991-94
 John Cullenn, III 1960-61

D
 Thomas Danluck 1964-66
 Leslie Davies 1961
 Bruce Davis 1946-47
 Kenneth Davis 1950
 Chris Dauk 1995
 Edward DeBaufre 1959
 Donald Detweiler 1972
 William Deupree 1936-38
 Jack DeWitt, Jr. 1941-42
 James Dickey 2004, 2007
 George Dillon, Jr. 1968-70
 Richard Dion 1960-62
 William Doig 1946
 Jim Donnelly 2000
 John Doser 1960-61

E
 Jeff Edelman 2007-08
 John Eisinger 1952-54
 Kyle Elfers 1997-99
 Harry Esbenshade, III 1975
 Fredrick Ewald 1964-66

F
 Martin Falk 1967
 Robert Fields 1973
 Michael Forgash 1977-79
 Richard Foster 1951
 Robert Franklin 1962
 David French 2003-04
 John French 1968
 David Friedman 1953

G
 Frank Garrett 1942, 1947
 Thomas Garrett 1965
 Andrew Giuliani 2007
 Charles Glaglu 1936-37
 Bailey Glenn 1947-50
 Aurthur Goat 1939
 Jeff Goettman 1978-80, 1982
 Robert Goldman 1968
 William Goldthorp 1942
Tim Gornik 2010-12
 Jake Grodzinsky 2004-07
 Russell Guy 1976

H
 Bob Hackett 1954-55
 Thomas Hackett 1964-66
 Jefferey Hall 1973-74
 Frank Hanes 1949-50
 Herold Hansen-Pruss 1953-55
 Paul Hardin 1951
 Justin Hare 2007-08
 Bill Hay 1931
 E.C. Hester 1928
 Dan Hill, III 1964-66
 Todd Hill 1996
 Paul Hindsley 1978-81
 William Hinkle 1957-58
 Thorny Hoelle 1969, 1971
 Robert Hoff 1975
 Richard Hood 1953-54
 Frank Hooker, Jr. 1952
 Dan Horton, Jr. 1929
 Seth Huffstetler 1999
 Tom Hurley 1990-93

I
 Rod Ingold 1968-69
 David Ingram 1982-85

J
 W.H. Jennings 1928-30
 Bradley Jones 1990
 Walter Justin 1935

K
 John Karcher 1987-90
 Leonard Kellerman 1979-81
 Bruce Kennerson 1988-91
 Keith Kepley 1985-87
 Lenoir Kessler, Jr. 1973-76
 Brian Kim 2007-08
 Arthur King 1956-57
 Clark Klaasen 2006-09
 Justin Klein 1993, 1994, 1996
 Matt Krauss 1999-2002

L
 Brandon LaCroix 2001-02
 James Lambeth, Jr. 1936
 John Lanning, Jr. 1957

Tom Lape 1983-86
 Tom Lefebvre 2003-05
 Emmit Lewis 1963-64
 David Lind 1969-71
 Robert Lindinger 1959
 Adam Long 2007-10
 Michael Lopuszynski 1984-87
 David Love 1991-94
 Douglas Luce 1984-87
 Geroge Lyles 1940
 Joseph Lynch 1980

M
 William Mallon 1970-73
 Buddy Martin 1980, 1982
 John Martin 1963
 Robert Martin 1967, 1969
 Howard Mason 1938
 Jon Massey 1988
Yaroslav Merkulov 2011-12
 Fred McCanless 1932
 Theodore McKenzie 1959-61
 Louis McLennan 1948-51
 James McNair 1947-48
 Gary Meyer 1977
 John Morris 1937
 David Millar 1966
 Garfield Miller 1937-39
 Tim Middlehauser 1980-81
 Mike Muehr 1991-94
 Bryce Mueller 2005-08
 Skip Murphy 2007-08
 Timothy Murray 1972

N
 Gordon Nazor 1947
 Chris Newman 1977-80
 Gregory Nizich 1980
 DeWitt Nunn 1942

O
 Peter O'Brien 1989
 William O'Donnell, III 1965-67
 Leif Olson 2000-03
 Joe Ogilvie 1994-96
 Jerry Owens 1978

P
Brinson Paolini 2010-12
 David Patterson 1988-91
 Hugh Patterson 1957-58
 Roger Peacock 1932-33
 Cliff Perry 1934-36
 Cliff Perry, Jr. 1964-65
 Tom Perry 1938, 1940
 Glenn Phillips 1964-65
 J.W. Pickens III 1988
 Matthew Pierce 2008-09
 T.D. Pimper 1935
 Chance Pipitone 2008
 Henry Poe 1936
 Grover Poole 1941-42
 James Pollock 1950-52
 Pete Poor 1953-54
 Steve Potter 1976, 1978
 Joe Powell 1934-35
 Harlan Prater IV 1984

Q
 Michael Quagliano 2005-09

R
 Wilson Rander 1929-31
 William Rankin 1946
 Tony Reed 1949-50
 Douglas Reintgen 1974-75
 John Reynolds 1987-89
Michael Ricaurte 2012
 Richard Riddle 1983-84
 Richard Risley 1956-57
 Wes Roach 2008-11

John Rodney 1974-76
 Arthur Rouse, Jr. 1937
 Robert Ruffini 1955-56
 Henry Russal 1939-40
 Charles Ryan 1974
 John Ryan, Jr. 1981-82

S
 John Saalfeld 1962-63
 Michael Schachner 2005-08
 Dennis Satyshur 1971-72
 John Sauter 1988
 Chris Schmid 1995-98
 Eric Schultz 2007-08
 Richard Semple, III 1968-70
 Raleigh Shoemaker 1994, 1995
 Dick Siderowf 1957-59
 George Smith, Jr. 1961-62
 Lucius Smith 1946
 Nathan Smith 2003-06
 Paul Solomon 1993

Turner Southey-Gordon 2012
 Michael Souchak 1948, 1950-52
 Paul Spadafora 1977
 John Sronce III 1960, 1962
 Robert Stanger, Jr. 1979-81
 Brian Stefanowicz 1985-86
 Earl Stokes 1932
 Bayard Storm 1933-35
 Jack Stratton 1948-50
 Kevin Streelman 1998, 2000-01
 Roy Strickland 1968
 Robert Stuart 1968
 Jake Sullivan 1933-34
Adam Sumrall 2010-12
Julian Suri 2010-12

T
 J.C. Taggart 1930
 Chuck Taylor 1981-85
 Joe Taylor 1939
 Scott Teller 1976-77
 George Thomas 1958
 Terry Thomas 1955-56
 Clinton Toms 1955, 1958
 George Toms 1951-52
 Paul Tucker 1998-2001
 Lynn Tuttle 1963

V
 Bruce Vor Broker 1974

W
 Art Wall 1947-49
 Fletcher Wall 1947-48
 Gregory Wall 1970-71
 Henry Walters, Jr. 1969-72
 Stephen Welsh 1988-90
 Kenneth Whalley 1982-83
 Doug Whitaker 1978-80
 Thomas White 1975
 Jason Widener 1990-93
 Dave Wikel 1973
 Ryan Willingham 2003
 Alex Wilson 2003-04, 2006
 Carl Wolter 1964
 Ray Womack 1973-75
 John Wylie 1966-68

Y
 Henry Young IV 1966-68
 Kenneth Younger III 1982-85

Z
 Robert Zimmerman 1958-60

current golfers in **bold**

MEDIA GUIDE

2012-13 DUKE MEN'S GOLF

Ryder Cup Participants

Skip Alexander	1949
	1951
Art Wall	1957
	1959
	1961
Mike Souchak	1959
	1961

Walker Cup Participants

Dick Siderowf	1969
	1973
	1975
	1977

Walker Cup Captain

Dick Siderowf	1979
---------------	------

Palmer Cup Participants

Rod Myers (coach)	1998
Ryan Blaum	2005
	2006

Palmer Cup Captain

Ryan Blaum	2006
------------	------

Major Amateur wins

Skip Alexander	1941 North/South Amateur
Dick Siderowf	1973 British Amateur
	1976 British Amateur
Jason Widener	1988 U.S. Junior Amateur

The Ryder Cup

Three former Blue Devils (**Skip Alexander**, **Art Wall** and **Mike Souchak**) played in a combined seven Ryder Cups. Alexander played in the 1949 Ryder Cup dropping his foursome match at the event as the U.S. retained the Cup with a 7-5 victory at Ganton Golf Club in Scarborough, England.


After finishing third on the 1950 Tour money list and poised for greatness on the PGA Tour, Alexander was involved in a horrific airplane crash in which he was the only survivor while flying from a tournament in Chicago back to Durham on September 24, 1950. Besides being severely burned over most of his body, his left hand was so badly damaged that he would have minimal use of it. He requested that doctors shape his left hand into a permanent golf grip position so he could resume playing golf.

Following 17 major surgeries and less than a year after the crash, Alexander was named to his second U.S. Ryder Cup team in 1951. Unsure whether he could handle walking the 36-hole singles match on day two of the Cup, Alexander played through his pain and bleeding hands to down British Vardon Trophy winner John Patton, 8 and 7. The lopsided victory assisted the U.S. in retaining the Cup, 9 1/2 to 5 1/2 at Pinehurst #2.

Wall was a member of U.S. Ryder Cup Teams in 1957, 1959 and 1961. He posted a 4-2 record in Ryder Cup play helping the U.S. earn the Cup in 1959 at Eldorado Country Club in Palm Desert, California and again in 1961 at Royal Lytham & St. Annes in England.

Souchak was also a member of U.S. Ryder Cup teams in 1959 and 1961, teaming with Wall, to guide the U.S. to Ryder Cup victories both years. Souchak posted a 5-1 record, including a 3-0 mark in singles matches, in Ryder Cup play.

Former Duke golfer **Dennis Satyshur** had the honor of being hand-picked by Tom Kite for the role of assistant captain for the U.S. for the 1997 Ryder Cup at Valderrama Golf Club in Sotogrande Spain.



Dennis Satyshur & Tom Kite



1977 U.S. Walker Cup Team

The Walker Cup

Dick Siderowf played for the United States in four Walker Cup teams in 1969, 1973, 1975 and 1977. He also captained the U.S. to victory in his fifth and final Walker Cup at Muirfield in 1979.

Siderowf helped the U.S. team to a 10 to 8 win at the Milwaukee Country Club in 1969. He led the team to a 14 to 10 win in 1973 at The Country Club and a 15 1/2 to 8 1/2 win at the Old Course at St. Andrews in 1975. Siderowf and the U.S. team posted a dominating 16 to 8 win at Shinnecock Hills Golf Club in 1977. He finished off his Walker Cup career in 1979 as the team captain. Siderowf was a part of five winning Walker Cup teams.


Siderowf played in eight Masters and four U.S. Opens, earning low amateur in the 1968 U.S. Open at Oak Hill. He also won the British Amateur title in 1973 at Royal Porthcawl and in 1976 at St. Andrews. Siderowf won one Canadian Open crown and played in the World Cup in 1968 and 1976.

The Palmer Cup

Two former Blue Devils (**Rod Myers** and **Ryan Blaum**) have been a part of the Palmer Cup, an annual eight man team golf competition between American college golfers and European college/university golfers. The teams are selected on the basis of nationality, not according to the location of the players' universities, and many of the European players attend American universities as sports scholarships have never been a feature of the university system in Europe.

Myers, Duke's longtime head coach who passed away on March 30, 2007, served as coach of the 1998 U.S. Palmer Cup team. Myers led the team to a 12-12 tie at St. Andrew's in Scotland.

Blaum led the Americans to a 14-10



Ryan Blaum & Rod Myers



1998 U.S. Palmer Cup Team

Palmer Cup victory in 2005 at the Irish Course Black at Whistling Straits in Kohler, Wisc. He carded five birdies en route to a 3 and 2 win over Rhys Davies, Europe's top player, in singles play on the second day to clinch the cup for the U.S. Blaum posted three victories in four matches for the Americans.

In 2006, Blaum served as team captain, while playing in the competition for the second straight year. The European team prevailed, 19 1/2 to 4 1/2, at the Prestwick Golf Club, birthplace of the British Open, in Scotland. Blaum posted a 4 and 2 win in singles play, one of the lone victories for the U.S. team during the competition.

Years on Tour

PGA Tour

Skip Alexander	1946-50
Mike Souchak	1952-66
Art Wall	1949-1976
Bill Mallon	1975-79
Charlie Bolling	1985-88
Joe Ogilvie	1999-2002, 2004-p
Mike Muehr	2001-02
Jason Buha	2000, 2003
Kevin Streelman	2008-p
Leif Olson	2009
Nathan Smith	2011

Nationwide Tour

Mike Souchak	1980-90
Charlie Bolling	1990
Mike Muehr	1997-2000, 2003
Joe Ogilvie	1997-98, 2002-03
Jason Buha	2001-02, 2004-06
Leif Olson	2010-p
Nathan Smith	2012-p

Champions Tour

Mike Souchak	1981-90
Art Wall	1980-96

Hooters Tour

Jason Buha	1999
Kevin Streelman	2002-04
Nathan Smith	2007-08
Ryan Blaum	2007-08

European Tour

Jason Widener (PGA)	1996
Nathan Smith (Challenge)	2009-10
Ryan Blaum (Challenge)	2010-11

PGA Tour Highlights

*** **Art Wall** won fourteen titles on the PGA Tour, including four in 1959. That year he was chosen as the PGA Player of the Year, and he also won the money title and Vardon Trophy for lowest scoring average.

*** Wall's most notable achievement was his victory in 1959 at the Masters Tournament. In the final round, he birdied five of his last six holes to shoot a 66 and overtake 12 players including Cary Middlecoff and defending champion Arnold Palmer.

*** **Art Wall** is also notable for an unbelievable 45 holes in one in his playing career.

*** **Mike Souchak** finished in the top 10 eleven times at major championships, including third place finishes at the 1959 and 1960 U.S. Opens.

*** In his first win at the 1955 Texas Open, **Mike Souchak** set and tied several records. In the first round, he tied the Tour's 18-hole record with a 60. This record was finally broken in 1977 by Al Geiberger's 59. This first round also included a record-breaking 27 on the back nine holes, a record that was tied by Andy North in 1975, Billy Mayfair in 2001 and Robert Gamez in 2004, and broken by Corey Pavin in 2006. He then finished with a 72-hole record of 257 (27 under par). This record stood until 2001 when Mark Calcavecchia shot 256 at the Phoenix Open.

*** **Leif Olson** aced the 132-yard 15th hole in the second round of the 2009 RBC Canadian Open. His shot with a 9-iron hit playing partner Kris Blanks' ball on the green and caromed into the hole. One of four aces on that hole in the second round at Glen Abbey GC and one of eight during the week. The four players making an ace on No. 15 won a new Z-4 from BMW.

PGA Tour Wins

Mike Souchak (15)

1955	Texas Open, Houston Open
1956	Agua Caliente Open, Azalea Open
	Colonial National Invitation, St. Paul Open
1958	St. Paul Open
1959	Tournament of Champions
	Western Open, Motor City Open
1960	San Diego Open, Buick Open
1961	Greater Greensboro Open
1964	Houston Classic, Memphis Open Invitational

Art Wall (14)

1953	Fort Wayne Open
1954	Tournament of Champions
1956	Fort Wayne Open
1957	Pensacola Open
1958	Rubber City Open, Eastern Open
1959	Bing Crosby National Pro-Am, Azalea Open
	The Masters , Buick Open
1960	Canadian Open
1964	San Diego Open
1966	Insurance City Open
1975	Greater Milwaukee Open

Skip Alexander (3)

1948	Tucson Open, National Capital Open
1950	Empire State Open

Joe Ogilvie (1)

2007	U.S. Bank Championship
------	------------------------

Senior Tour Wins

Art Wall (2)

1980	Liberty Mutual Legends of Golf (with Tommy Bolt)
1996	Liberty Mutual Legends of Golf (with Doug Ford)

PGA Tour Honors

Skip Alexander	1960 Ben Hogan Trophy
Kevin Streelman	2009 Kodak Challenge Winner
Art Wall	1959 PGA Player of the Year
	1959 Vardon Trophy (low average)

Nationwide Tour Wins

Joe Ogilvie (4)

1998	NIKE Monterrey Open, NIKE Greensboro Open
2003	Jacob's Creek Open, The Reese's Cup Classic

Jason Buha (1)

2002	Dayton Open
------	-------------

Nathan Smith (1)

2010	WNB Golf Classic
------	------------------

Hooters Tour Wins

Adam Long (1)

2011	Woodcreek Classic
------	-------------------

Ryan Blaum (3)

2007	Charleston Miracle League Open
2008	Michelob Ultra Classic
2011	Kandy Waters Memorial Classic

Nathan Smith (1)

2007	Capital Chevrolet Classic
------	---------------------------

Kevin Streelman (1)

2004	Opelicka Classic
------	------------------

Jason Buha (1)

1999	
------	--