

Manny Newsome is WMU's all-time leading scorer with 1,786 points.

1,000-Point Scorers

1.	1786	Manny Newsome	1962-64
2.	1743	Booker James	1984-87
3.	1668	Saddi Washington	1994, 96-97
	1668	Ben Reed	2002-05
5.	1554	Jim Havrilla	1989-92
6.	1393	Gene Ford	1967-69
7.	1289	Reggie Lacefield	1966-68
8.	1283	Edgar Blair	1957-59
9.	1234	Joe Reitz	2004-present
10.	1225	Joel Burns	1994-97
11.	1217	Leon McGee	1992-94
12.	1207	Kenny Cunningham	1979-80
13.	1206	Jeff Tyson	1974-76
14.	1206	Anthony Kann	2001-04
15.	1178	Tom Cutter	1974-77
16.	1167	Ben Handlogten	1993-96
17.	1143	Rashod Johnson	1995-98
18.	1137	Jack Smith	1955-57
19.	1136	Robby Collum	2000-03
20.	1099	Don Boven	1946-49
21.	1098	Earl Jenkins	1969-71
22.	1078	Paul Griffin	1973-76
23.	1068	Sean Wightman	1991-93
24.	1066	Harold Gensichen	1942-43, '47
	1066	Tony Blumgardt	1986-89
26.	1059	Mike Steele	1972-74
27.	1046	Bob Adams	1950-52
28.	1039	Mark Brown	1988-90
29.	1035	Jasper McElroy	1981-82
30.	1030	Bob Bolton	1959-62
31.	1015	Darrick Brooks	1990-93
32.	1011	Ron Jackson	1952-54
33.	1009	Jason Black	1995-97

Field Goals

1.	729	Manny Newsome	1962-64
2.	641	Booker James	1984-87
3.	575	Saddi Washington	1994, 96-97
4.	551	Jim Havrilla	1989-92
5.	550	Ben Reed	2002-05
6.	543	Gene Ford	1967-69
7.	513	Jeff Tyson	1974-76
8.	508	Kenny Cunningham	1979-80
9.	503	Reggie Lacefield	1966-68
10.	483	Edgar Blair	1957-59

Field Goal Attempts

1.	1546	Manny Newsome	1962-64
2.	1381	Booker James	1984-87
3.	1323	Saddi Washington	1994, 96-97
4.	1290	Ben Reed	2002-05
5.	1206	Edgar Blair	1957-59

Field Goal Percentage (Min. 300 Attempts)

1.	.595	Tom Cutter	1974-77
2.	.592	Russ DesErnia	1996-97
3.	.567	Paul Griffin	1973-76
4.	.542	Jasper McElroy	1981-82
	.542	Joe Reitz	2004-present
6.	.534	Ben Handlogten	1993-96
	.534	Mike Williams	2003-04
8.	.531	Shaun Jackson	1998-99
	.531	Tony Baumgardt	1986-89
10.	.522	Steve Riikonen	1986-88

3-Point Field Goals

1.	246	Ben Reed	2002-05
2.	180	Joel Burns	1994-97
3.	171	Darrick Brooks	1990-93
4.	165	Mark Brown	1988-90
5.	161	Robby Collum	2001-03
6.	141	Saddi Washington	1994, 96-98
7.	139	Sean Wightman	1991-93
	139	Reggie Berry	2001-04
9.	128	Levi Rost	2004-05
10.	115	Jason Black	1995-97
	115	Rashod Johnson	1995-98

3-Point Field Goal Attempts

1.	627	Ben Reed	2002-05
2.	467	Robby Collum	2001-03
3.	443	Joel Burns	1994-97
4.	404	Darrick Brooks	1990-93
5.	391	Reggie Berry	2001-04
6.	370	Saddi Washington	1994, 96-98
7.	339	Jason Black	1995-97
8.	354	Mark Brown	1988-90
9.	313	Levi Rost	2004-05
10.	282	Rashod Johnson	1995-98

3-Point Field Goal Percentage (min. 1 made per game and played two seasons)

1.	.507	Sean Wightman	1990-93 (139-274)
2.	.475	Eli Parker	1986-89 (121-255)
3.	.459	Mark Brown	1986-90 (202-440)
4.	.430	Derek Dreads	2005-present (77-179)
5.	.413	Darrick Brooks	1989-93 (171-414)
6.	.409	Levi Rost	2003-05 (128-313)
	.409	Joel Burns	1993-97 (181-443)
8.	.408	Rashod Johnson	1994-98 (115-282)
9.	.392	Ben Reed	2001-05 (246-627)
10.	.389	Saddi Washington	1993-98 (144-370)

Free Throws Made

1.	452	Booker James	1984-87
2.	449	Jim Havrilla	1989-92
3.	394	Saddi Washington	1994, 96-98
4.	390	Joe Reitz	2004-present
5.	354	Leon McGee	1992-94
6.	347	Don Boven	1946-49
7.	329	Manny Newsome	1962-64
8.	322	Ben Reed	2002-05
9.	317	Edgar Blair	1957-59
10.	307	Gene Ford	1967-69

Free Throw Attempts

1.	622	Booker James	1984-87
2.	610	Jim Havrilla	1989-92
3.	580	Don Boven	1946-49
4.	560	Joe Reitz	2004-present
5.	514	Saddi Washington	1994, 96-98
6.	457	Leon McGee	1992-94
7.	442	Gene Ford	1967-69
	442	Ben Reed	2002-05
9.	440	Bob Bolton	1959-62
	440	Reggie Lacefield	1966-68

Free Throw Percentage (Min. 2.5 made/game)

1.	.829	Billy Stanback	'87-90 (247-298)
2.	.828	Jason Black	'95-97 (265-320)
3.	.825	Manny Newsome	'62-64 (329-399)
4.	.823	Kenny Cunningham	'79-80 (191-232)

5.	.821	Donald Petties	'85-86 (193-235)
6.	.819	Robby Collum	'01-03 (285-348)
7.	.808	Walker Russell	'81-82 (168-208)
8.	.775	Leon McGee	'92-'94 (354-457)
9.	.766	Saddi Washington	'94-'98 (394-514)
10.	.760	Edgar Blair	'57-'59 (317-417)

Rebounds

1.	1008	Paul Griffin	1973-76
2.	947	Tom Cutter	1974-77
3.	864	Booker James	1984-87
4.	846	Anthony Kann	2001-04
5.	834	Bob Bolton	1959-62
6.	833	Ben Handlogten	1993-96
7.	800	Edgar Blair	1957-59
8.	770	Jim Havrilla	1989-92
9.	759	Mike Seberger	1979-82
10.	753	Reggie Lacefield	1966-68

Assists

1.	427	Billy Stanback	1987-90
2.	406	Brian Snider	2003-06
3.	391	Todd Dietrich	1978-81
4.	373	Jim Kurzen	1973-76
5.	351	Robby Collum	2001-03
6.	317	Rickey Willis	2002-05
7.	291	Rod Brown	1999-00
8.	258	Paul Griffin	1973-76
	258	Saddi Washington	1994, 96-98
10.	256	Rashod Johnson	1995-98

Blocks


1.	147	Matt Van Abbema	1992-95
2.	137	Mike Seberger	1979-82
3.	116	Ben Handlogten	1993-96
4.	83	Steve Riikonen	1986-88
5.	79	Kelvin Oliver	1982-85
6.	65	Mike Williams	2003-04
7.	54	Tony Baumgardt	1986-89
8.	53	Mike Kabat	1980-81
9.	48	Jim Havrilla	1989-92
10.	47	Lary Blahnik	1981-84

Steals

1.	199	Robby Collum	2001-03
2.	185	Booker James	1984-87
3.	177	Anthony Kann	2001-04
4.	173	Saddi Washington	1994, 96-98
5.	156	Rashod Johnson	1995-98
6.	149	Brian Snider	2003-06
7.	142	Darrick Brooks	1990-93
8.	142	Ben Handlogten	1993-96
9.	103	Leon McGee	1992-94
10.	100	Cordell Eley	1982-85
	100	Rod Brown	1999-00

Games Played (Min. 100)

1.	123	Rickey Willis	2002-05
2.	120	Ben Reed	2002-05
3.	119	Brian Snider	2003-06
4.	118	Reggie Berry	2001-04
5.	117	Anthony Kann	2001-04
6.	114	Jeff Bronson	2002-05
7.	113	Mike Seberger	1979-82
8.	111	Jim Havrilla	1989-92
	111	Brad VanTimmeren	1997-00
10.	110	Billy Stanback	1987-90
	110	Joel Burns	1994-97



Ben Reed is tied as WMU's third leading scorer and hit more three-pointers than any other Bronco for a career.

Points

1.	653	Manny Newsome	1964 (20)
2.	630	Kenny Cunningham	1980 (26)
3.	626	Saddi Washington	1998 (29)
4.	620	Gene Ford	1969 (24)
5.	598	Booker James	1987 (27)
6.	587	Mike Williams	2004 (31)
7.	583	Ben Reed	2005 (33)
8.	578	Manny Newsome	1962 (24)
9.	577	Kenny Cunningham	1979 (30)
10.	576	Walker D. Russell	1982 (29)

Field Goals Made

1.	267	Kenny Cunningham	1980 (26)
2.	262	Manny Newsome	1964 (20)
3.	241	Kenny Cunningham	1979 (30)
4.	238	Manny Newsome	1962 (24)
5.	237	Gene Ford	1969 (24)
6.	230	Walker D. Russell	1982 (29)
7.	229	Manny Newsome	1963 (24)
8.	228	Mike Williams	2004 (31)
9.	222	Cordell Eley	1983 (28)
10.	220	Jasper McElroy	1982 (29)

Field Goal Attempts

1.	534	Manny Newsome	1964 (20)
2.	531	Manny Newsome	1962 (24)
3.	529	Kenny Cunningham	1980 (26)
4.	515	Ron Jackson	1954 (21)
5.	506	Cordell Eley	1983 (28)
6.	498	Gene Ford	1969 (24)
7.	487	Edgar Blair	1958 (24)
8.	481	Manny Newsome	1963 (24)
9.	471	Kenny Cunningham	1979 (29)
	471	Walker D. Russell	1982 (29)

Field Goal Percentage (Min. 135 att.)

1.	.645	Tom Cutter	1976 (140-217)
2.	.599	Paul Griffin	1976 (115-192)
3.	.599	Ben Handlogten	1996 (154-257)
4.	.598	Tom Cutter	1975 (134-224)
5.	.595	Tom Cutter	1977 (128-215)
6.	.586	Paul Griffin	1974 (109-186)
7.	.583	Virgil Grayson	1992 (109-187)
8.	.583	Russ DesErnia	1997 (98-168)
9.	.573	Steve Riikonen	1988 (144-199)
10.	.565	Sean Wightman	1992 (104-184)

3-Point Field Goals Made

1.	91	Levi Rost	2005 (33)
2.	84	Rashod Johnson	1998 (29)
3.	81	Ben Reed	2005 (33)
4.	74	Ben Reed	2004 (31)
5.	67	Steve Amundson	1987 (27)
	67	Mark Brown	1990 (23)
7.	63	Sean Wightman	1993 (29)
8.	61	Mark Brown	1988 (23)
9.	62	Robby Collum	2002 (30)
10.	60	Steve Reynolds	2002 (30)

3-Point Field Goal Attempts

1.	213	Levi Rost	2005 (33)
2.	199	Ben Reed	2005 (33)
3.	194	Rashod Johnson	1998 (29)
4.	166	Robby Collum	2002 (30)
5.	170	Robby Collum	2003 (31)
6.	165	Steve Reynolds	2002 (30)
7.	164	Ben Reed	2004 (31)
8.	158	Saddi Washington	1998 (29)
9.	146	Thadus Williams	2000 (28)
10.	144	Ben Reed	2002 (30)

3-Point FG Percentage (Min. 1 made per game)

1.	.632	Sean Wightman	1992 (48-76)
2.	.500	Levi Rost	2005 (54-108)
3.	.482	Mark Brown	1990 (67-139)
4.	.473	Mark Brown	1988 (61-129)
5.	.472	Eli Parker	1989 (51-108)
6.	.465	Steve Amundson	1987 (67-144)
7.	.463	Derek Drews	2007 (56-121)
8.	.461	Joel Burns	1995 (53-115)
9.	.451	Ben Reed	2004 (74-164)
10.	.442	Darrick Brooks	1992 (50-113)

Free Throws Made

1.	162	Booker James	1987 (27)
2.	158	Dave Anderson	1965 (24)
3.	155	Joe Reitz	2006 (31)
4.	153	Saddi Washington	1998 (29)
5.	152	Edgar Blair	1958 (24)
6.	148	Jim Havrilla	1991 (27)
7.	146	Gene Ford	1969 (24)
8.	145	Joe Reitz	2007 (32)
9.	141	Bob Bolton	1961 (24)
10.	140	Jim Havrilla	1990 (26)

Free Throw Attempts

1.	219	Joe Reitz	2007 (32)
2.	218	Booker James	1987 (27)
3.	211	Joe Reitz	2006 (31)
4.	206	Gene Ford	1969 (24)
5.	203	Jim Havrilla	1991 (27)
6.	202	Bob Bolton	1961 (24)
7.	196	Edgar Blair	1958 (24)
8.	189	Saddi Washington	1998 (29)
9.	185	Jim Havrilla	1992 (30)
10.	184	Jim Havrilla	1990 (26)

Free Throw Percentage (Min. 2.5 made/game)

1.	.932	Thadus Williams	1999 (55-59)
2.	.917	David Kool	2007 (99-108)
3.	.892	Sean Wightman	1993 (58-65)
4.	.872	Billy Stanback	1987 (82-94)
5.	.867	Manny Newsome	1964 (130-150)
6.	.865	Kenny Cunningham	1980 (96-111)
7.	.864	Robby Collum	2002 (127-147)
8.	.863	Dave Anderson	1965 (158-183)
9.	.855	Jason Black	1997 (65-76)
10.	.854	Donald Petties	1985 (117-137)

Rebounds

1.	324	Edgar Blair	1958 (24), 13.5
2.	313	Bob Bolton	1961 (24), 13.0
3.	300	Earl Jenkins	1971 (24), 12.5
4.	298	Tom Cutter	1976 (28), 10.6
5.	288	Jack Smith	1956 (22), 13.1
6.	287	Tom Cutter	1977 (27), 10.6
7.	285	Edgar Blair	1959 (22), 12.9
8.	278	Ajac Triplett	1964 (24), 11.5
9.	277	Paul Griffin	1976 (28), 9.9
10.	275	Joe Reitz	2007 (32), 8.6

Assists


1.	170	Rod Brown	2000 (28)
2.	166	Jason Kimbrough	1998 (29)
3.	160	Rickey Willis	2005 (33)
4.	159	Brian Snider	2006 (31)
5.	149	Brian Snider	2004 (31)
6.	147	Dan Zackary	1985 (28)
7.	142	Michael Redell	2007 (32)
8.	136	Robby Collum	2002 (30)
	136	Billy Stanback	1987 (28)
10.	134	Jim Kurzen	1975 (26)

Blocks

1.	56	Matt Van Abbema	1994 (28)
2.	47	Matt Van Abbema	1993 (29)
3.	44	Matt Van Abbema	1995 (27)
4.	41	Ben Handlogten	1996 (27)
5.	37	Mike Seberger	1981 (28)
	37	Mike Seberger	1982 (29)
7.	36	Steve Riikonen	1988 (29)
8.	35	Mike Williams	2004 (31)
9.	33	Mike Seberger	1980 (26)
	33	Mike Williams	2002 (27)

Steals

1.	83	Robby Collum	2003 (31)
2.	72	Robby Collum	2002 (30)
3.	63	Brian Snider	2006 (31)
4.	60	Mike Williams	2004 (31)
5.	57	Booker James	1987 (28)
	57	Saddi Washington	1997 (28)
7.	56	Saddi Washington	1998 (29)
	56	Rashod Johnson	1998 (29)
9.	51	Jason Kimbrough	1998 (29)
	51	Rod Brown	1999 (26)



Booker James is the second leading scorer in Western Michigan history with 1,743 points. He is also first in free throws made (452), second in field goals made (641) and steals (185) and third in rebounds (864).

Points

- 1. 46 Gene Ford vs. Loyola, 2/4/69
- 2. 45 Manny Newsome vs. Michigan St., 2/5/64
- 45 Manny Newsome vs. Toledo, 1964
- 4. 44 Manny Newsome vs. Loyola, 1964
- 5. 43 Donald Petties vs. Bowling Green, 1/18/85
- 6. 42 Gene Ford vs. Bowling Green, 2/1/69
- 7. 41 Booker James vs. Northern Illinois, 12/13/87
- 8. 40 Ajac Triplett vs. Marshall, 1964
- 40 Dave Anderson vs. Marshall, 1965
- 40 Ellis Hull vs. Tennessee Tech, 12/27/69
- 40 Booker James vs. Northern Illinois, 2/4/87

Field Goals

- 1. 21 Manny Newsome vs. Toledo, 1964
- 2. 19 Manny Newsome vs. Loyola, 1964
- 19 Donald Petties vs. Bowling Green, 1/8/85
- 4. 18 Gene Ford vs. Loyola, 2/4/69
- 18 Ellis Hull vs. Tennessee Tech, 12/27/69

Field Goal Attempts

- 1. 36 Manny Newsome vs. Michigan State, 2/5/63
- 2. 35 Bob Diment vs. Bowling Green, 1955
- 35 Ron Jackson vs. Kent State, 2/5/53
- 4. 33 Manny Newsome vs. Toledo, 1964
- 33 Ellis Hull vs. Tennessee Tech, 12/27/69
- 33 Earnest Pettis vs. Detroit, 3/4/72

Field Goal Percentage (Min. 10 att.)


- 1. 1.000 Ben Handlogten vs. Toledo, 1/27/96 (13-13)
- 2. .909 Earl Jenkins vs. Kent St., 1969 (10-11)
- .909 Tom Cutter vs. Lake Superior St, 11/29/77 (10-11)
- .909 Dan Leighton vs. Akron, 3/5/88 (10-11)
- 5. .900 Tom Cutter vs. Toledo, 3/2/77 (9-10)
- .900 Dan Zachary vs. Ohio, 1/5/85 (9-10)
- .900 Tony Warner vs. C. Michigan, 1/10/90 (9-10)
- .900 Russ DesErnia vs. BGSU, 1/8/97 (9-10)

3-Point Field Goals

- 1. 9 Levi Rost at Buffalo, 12/4/04 (12)
- 2. 8 Rashod Johnson vs. Clemson, 3/13/98 (15)
- 8 Kylo Jones vs. Michigan St., 11/28/98 (13)
- 8 Steve Reynolds at Kent St., 1/19/02 (10)
- 5. 7 Seven Players Tied
- Last: Ben Reed vs. Northern Ill., 1/19/05 (14)



On Feb. 4, 1969, Western Michigan's Gene Ford electrified the Read Fieldhouse crowd with a school-record 46 points in a 115-92 Broncos' win over Loyola (Ill.).



During the 2004-05 campaign, Levi Rost set Western Michigan records for three-pointers made in a game (9) and in a season (91).

3-Point Field Goal Attempts

- 1. 15 Rashod Johnson vs. Clemson, 3/15/98 (8)
- 2. 14 Ben Reed vs. Northern Ill., 1/19/05 (7)
- 3. 13 Three Players Tied
- Last: Robby Collum vs. Siena, 3/23/03 (6)
- 5. 12 Five Players Tied
- Last: Levi Rost at Ohio, 2/5/05 (6)

3-Point FG Percentage (Min. 5 att.)

- 1. 1.000 Mark Brown vs. Valparaiso, 12/5/89 (5-5)
- 1.000 Jason Black vs. Evansville, 12/7/96 (5-5)
- 1.000 Bronson Nichols vs. BGSU, 1/12/00 (5-5)
- 4. .875 Steve Amundson vs. Ohio St., 12/1/87 (7-8)
- 5. .857 Rashod Johnson vs. C. Mich., 2/14/98 (6-7)
- .857 Ben Reed at Ball State, 3/5/05 (6-7)

Free Throws Made

- 1. 18 Dave Anderson vs. Marshall, 1965
- 2. 17 Harold Stacy vs. Bowling Green, 1955
- 3. 16 Booker James vs. Kent State, 1/18/87
- 4. 15 Allan Barkeley vs. Ohio, 1955
- 15 Edgar Blair vs. Valparaiso, 1957

Free Throw Attempts

- 1. 21 Leon McGee vs. Akron, 1/8/94
- 2. 19 Harold Stacy vs. Bowling Green, 1955
- 19 Dave Anderson vs. Marshall, 1965
- 4. 18 Five Players Tied
- Last: Ben Reed vs. Winthrop, 12/29/03

Free Throw Percentage (11 or more)

- 1. 1.000 12 Players Tied
- Last: Jason Black vs. Kent St., 1/21/95 (12-12)

Consecutive Free Throws

- 1. 37 Dave Anderson (12/19/64-1/6/65 [5])
- 2. 29 Kylo Jones (11/27/98-12/19/98 [6])
- 29 David Kool (11/24/06-1/13/07 [12])**
- 4. 27 Saddi Washington (12/7/96-1/11/97 [8])
- 5. 26 Booker James (12/4/85-1/2/86 [6])
- 6. 25 Walker D. Russell (1/9-30/82 [7])
- 25 Donald Petties (1/5-21/85 [6])

Rebounds

- 1. 26 Reggie Lacefield vs. Illinois State, 12/9/67
- 2. 25 Frank Ayers vs. Loyola, 2/13/73
- 3. 24 Edgar Blair vs. Valparaiso, 1958
- 4. 23 Paul Griffin vs. Kent, 1/6/73
- 5. 22 Four Players Tied
- Last: Tom Cutter vs. N. Iowa, 12/10/75

Assists

- 1. 17 Todd Dietrich vs. Bowling Green, 2/21/79
- 2. 13 Rod Brown vs. Marshall, 12/20/99
- 13 Robby Collum vs. Oakland, 12/29/01
- 4. 12 Four Players Tied
- Last: Rod Brown vs. Bowling Green, 1/12/00
- 8. 11 Jason Kimbrough vs. Bowling Green, 1/3/98
- 11 Rickey Willis at Ohio, 2/5/05

Blocks

- 1. 7 Matt Van Abbema vs. Toledo, 3/3/93
- 7 Ben Handlogten vs. Purdue, 12/19/95
- 3. 6 Three Players Tied
- Last: Mike Williams vs. Detroit, 11/29/03

Steals

- 1. 7 Three Players Tied
- Last: Robby Collum vs. E. Mich., 2/6/02
- 4. 6 Five Players Tied
- Last: Robby Collum vs. Northern Ill., 3/8/03



Tom Cutter was a four-year letterwinner who led Western Michigan to the 1976 NCAA Tournament. Cutter is the WMU career leader in field goal percentage (.595) and holds three of the five best seasons in terms of field goal percentage. He is also second all-time in rebounds (947) and 15th in scoring (1,178).

Most Points

1.	126	Marshall (127)	12/20/99
2.	124	Western Ontario (66)	1/2/65
3.	122	UW-Whitewater (90)	12/1/64
4.	119	Chicago State (86)	1/2/93
5.	118	Kent (76)	12/11/54
	118	Washington, Mo. (100)	1/9/60
7.	115	Loyola (92)	2/4/69
	115	UW-Oshkosh (83)	12/20/75
9.	113	Western Reserve (100)	2/4/55
	113	Northwood (88)	12/22/84

Most Points Scored in a Loss

1.	126	Marshall (127)	12/20/99
2.	102	Loyola (123)	12/17/62
3.	102	Loyola (105)	12/12/63
4.	100	Michigan State (101)	12/4/63
	100	N. Illinois (101 OT)	2/28/79

Opponent Losing Score

1.	100	Washington, Mo. (118)	1/9/60
	100	Western Reserve (113)	2/4/55
2.	99	Loyola (107)	2/21/61
	99	Bowling Green (101)	2/26/69

Combined Score

1.	253	Marshall 127, WMU 126	12/20/99
2.	225	Loyola 123, WMU 102	12/17/63
3.	223	Marshall 125, WMU 98,	2/28/70
4.	218	WMU 118, Wash., Mo., 100,	1/9/60
5.	213	WMU 113, W. Reserve, 100,	2/4/55

Winning Margin

1.	64	WMU 78, Valparaiso 14	1930
2.	61	WMU 106, CMU 45	12/7/59
3.	58	WMU 124, W. Ontario	1/2/65
4.	57	WMU 73, Olivet 16	1919
5.	56	WMU 81, Ferris State 25	11/22/46
	56	WMU 72, Olivet 16	1926

Most Field Goals Made

1.	51	vs. UW-Whitewater	12/1/69
2.	50	vs. Northwood	12/22/84
3.	49	vs. Lake Superior St.	12/8/79
	49	vs. Loyola (Ill.)	2/4/69
5.	48	vs. Western Ontario	1/2/65
	48	vs. Ball State	1/26/71

Most Field Goal Attempts

1.	130	vs. Valparaiso	12/12/51
2.	116	vs. Western Reserve	1951
3.	114	vs. Kent State	1953
4.	110	vs. Cincinnati	1953
	110	vs. Wisconsin-Whitewater	12/1/69

Field Goal Percentage

1.	.727	Miami	1/5/94 (32-44)
2.	.685	Calvin	11/26/88 (37-54)
3.	.667	Marshall	1956 (26-39)
4.	.661	Central Michigan	2/20/93 (37-56)

Most 3-Point Field Goals

1.	17	Ohio	1/26/02 (31)
	14	Northern Illinois	2/16/02 (24)
3.	13	Monmouth	11/24/89 (25)
	13	Wisconsin-Milwaukee	1/26/91 (20)
5.	12	Nine Times	
		Last: at Ohio	2/5/05 (26)

Most 3-Point Field Goal Attempts

1.	32	Eastern Michigan	2/26/05 (10)
2.	31	Oakland	12/29/01 (12)
	31	Ohio	1/26/02 (17)
4.	29	Ball State	1/13/01 (12)
	29	Detroit	12/1/01 (7)
	29	Siena	3/23/03 (10)

3-Point FG Percentage (Min. 10 att.)

1.	.750	Miami	1/17/87 (9-12)
	.750	Oregon State	12/5/91 (9-12)
3.	.733	Ohio State	12/2/86 (11-15)
4.	.714	Central Michigan	2/20/93 (10-14)
5.	.700	Ohio State	12/1/87 (7-10)

Most Free Throws Made

1.	42	Bowling Green	1955
2.	37	Western Reserve	1955
	37	Loyola (Ill.)	2/21/61
	37	Central Michigan (OT)	2/29/92
5.	36	Ohio	1958
	36	Bowling Green	2/7/04
	36	Valparaiso (OT)	2/17/07

Most Free Throw Attempts

1.	52	Western Reserve	1955
2.	51	Bowling Green	1955
	51	Toledo	1956
4.	50	Loyola (Ill.)	2/21/61
	50	Central Michigan (OT)	2/29/92
	50	Akron	1/8/94

Free Throw Percentage (Min. 15 att.)

1.	1.000	Toledo	3/13/90 (17-17)
	1.000	Northern Illinois	12/21/96 (16-16)
3.	.955	Youngstown State	2/17/90 (21-22)
4.	.952	Toledo	12/27/98 (20-21)
5.	.950	Northern Illinois	1/9/99 (19-20)
	.950	Toledo	1/29/97 (19-20)

Consecutive Free Throws

1.	19	Toledo	12/27/98
2.	18	Youngstown State	2/17/90
3.	17	Toledo	3/13/90
4.	16	Northern Illinois	12/21/96
	16	Michigan	12/6/98
	16	Northern Illinois	1/9/99

Most Rebounds

1.	89	Ohio	1956
2.	84	Assumption	12/15/59
3.	81	Kent	1961
4.	77	Northern Illinois (OT)	12/28/70
5.	76	Detroit Tech	12/1/55
	76	Kent	1956
	76	Assumption	12/7/60

Most Steals

1.	26	Valparaiso	11/27/84
2.	18	UW-Milwaukee	11/29/97
3.	17	Saginaw Valley State	1/2/93
	17	IUPUI	12/30/02
5.	16	Northern Illinois	1976
	16	Kent State	1/5/92
	16	Eastern Michigan	1/11/03
	16	San Diego State	12/2/06

Points		Free Throws		
1.	2,434	2004 (78.5)	1. 568	2007 (32)
2.	2,407	2005 (72.9)	2. 556	1992 (30)
3.	2,287	2007 (71.5)	3. 541	1955 (22)
4.	2,286	1998 (78.8)	4. 530	2005 (33)
5.	2,218	1976 (79.2)	5. 527	2004 (31)
Field Goals		Free Throw Attempts		
1.	908	1979 (30)	1. 797	1992 (30)
2.	893	1976 (28)	2. 788	2007 (32)
3.	849	1981 (28)	3. 752	1947 (24)
4.	845	2004 (31)	4. 749	2005 (33)
5.	840	1985 (28)	5. 731	2004 (31)
Field Goal Attempts		Free Throw Percentage		
1.	2,119	1952 (24)	1. .766	1999 (26)
2.	1,944	1979 (30)	2. .755	1989 (28)
3.	1,901	2005 (33)	3. .746	1947 (24)
4.	1,899	1973 (26)	4. .746	1998 (29)
5.	1,840	2004 (31)	5. .745	1955 (22)
Field Goal Percentage		Rebounds		
1.	.504	1981 (20)	1. 1,317	1961 (24)
2.	.502	1976 (28)	2. 1,298	1973 (26)
3.	.484	1980 (26)	3. 1,293	2005 (33)
4.	.483	1992 (30)	4. 1,258	1960 (24)
5.	.477	1982 (29)	5. 1,253	1971 (24)
	.477	1985 (28)		
	.477	1986 (28)		
3-Pt Field Goals		Blocks		
1.	249	2005 (33)	1. 115	1994 (28)
2.	240	2002 (30)	2. 104	1993 (29)
3.	233	2007 (32)	3. 101	1995 (27)
4.	217	2004 (31)	4. 83	2004 (31)
5.	209	1998 (29)	5. 81	1996 (27)
3-Pt Field Goals Att.		Steals		
1.	670	2005 (33)	1. 276	2004 (30)
2.	660	2002 (30)	2. 275	1998 (28)
3.	606	2007 (32)	3. 269	1992 (30)
4.	585	2004 (31)	4. 251	1993 (29)
5.	521	2001 (28)	5. 249	2003 (28)
3-Point FG Percentage				
1.	.483	1992 (30)		
2.	.449	1994 (28)		
3.	.443	1987 (28)		
4.	.442	1990 (27)		
5.	.409	1998 (29)		
Blocks				
1.	10	Wayne State	12/3/80	
	10	North Central	12/2/81	
	10	Ohio	1981	
	10	Ohio	1/20/93	
5.	9	Holy Cross	11/27/90	
	9	Toledo	3/3/93	
	9	Eastern Michigan	3/11/93	

Individual University Arena Records**Points**

WMU:	46	Gene Ford vs. Loyola (2/4/69)
Opp:	49	Howard Komives, BGSU (1/11/64)

Field Goals

WMU:	21	Manny Newsome vs. Toledo (2/12/64)
Opp:	14	Bonzi Wells, Ball State (1/13/96)

Field Goal Attempts

WMU:	33	Ellis Hull vs. Tennessee Tech (12/27/69)
		Manny Newsome vs. Toledo (2/12/64)
		Manny Newsome vs. Ohio (3/3/62)
Opp:	34	Howard Komives, BGSU (1/11/64)

Field Goal Percentage (10 FGM)

WMU:	1.000	Ben Handlogten (13-13), vs. Toledo (1/27/96)
Opp:	.916	Casey Shaw (11-12), Toledo (3/5/96)

3-Point Field Goals

WMU:	7	Robby Collum vs. Ohio (1/26/02)
	7	Ben Reed vs. Northern Ill. (1/19/05)
	7	Levi Rost vs. Kent State (1/12/05)
Opp:	8	Tamar Slay, Marshall (12/20/99)

3-Point Field Goal Attempts

WMU:	14	Ben Reed vs. Northern Ill. (1/19/05)
Opp:	14	Ronald Blackshear, Marshall (2/5/03)

3-Point Field Goal Pct. (5 3FGM)

WMU:	1.000	Jason Black (5-5) vs. Evansville (12/7/96)
		Bronson Nichols (5-5) vs. BGSU (1/12/00)
Opp:	1.000	DeMar Moore (7-7), BGSU (1/3/98)

Free Throws

WMU:	18	Niles Andersen vs. Marshall (2/27/65)
Opp:	13	Keith McLeod, BGSU (1/30/02)

Free Throw Attempts

WMU:	19	Niles Andersen vs. Marshall (2/27/65)
Opp:	16	Keith McLeod, BGSU (1/30/02)

Free Throw Pct. (10 FTM)

WMU:	1.000	Robby Collum (10-10) vs. Buffalo (1/24/01)
Opp:	1.000	Bonzi Wells (10-10), Ball State (2/11/95)

Rebounds

WMU:	25	Frank Ayers vs. Loyola (2/13/73)
Opp:	19	Eric Cohen, Loyola (2/13/73)

Assists

WMU:	13	Rod Brown vs. Marshall (12/20/99)
Opp:	11	Antonio Daniels, BGSU (1/3/96)

Steals

WMU:	7	Robby Collum vs. UW-Milwaukee (11/21/01)
		Robby Collum vs. EMU (2/6/02)
Opp:	6	Ray Hairston, Purdue (12/6/94)

Blocks

WMU:	7	Ben Handlogten vs. Purdue (12/6/94)
	7	Matt Van Abbema vs. Toledo (3/3/93)
Opp:	6	David Brown, Youngstown St. (11/29/99)

Turnovers

WMU:	8	Rashod Johnson vs. Evansville (11/27/94)
Opp:	9	Anthony Stacy, BGSU (1/3/98)
		Steve Pettyjohn, EMU (1/11/03)

Team University Arena Records**Points**

WMU:	126	vs. Marshall (12/20/99)
Opp:	127	Marshall (12/20/99)

Field Goals

WMU:	43	vs. Marshall (12/20/99)
Opp:	40	Marshall (12/20/99)

Field Goal Attempts

WMU:	110	vs. Whitewater State (1969-70)
Opp:	83	Northwestern (12/4/57)

Field Goal Percentage

WMU:	.642	vs. Akron (34-53, 2/26/96)
Opp:	.636	Ohio (35-55, 1/6/99)

Three-Point Field Goals

WMU:	17	vs. Ohio (1/26/02)
Opp:	17	Marshall (12/20/99)

Three-Point Field Goal Attempts

WMU:	31	vs. Ohio (1/26/02)
Opp:	31	Marshall (12/20/99)
	31	Northern Illinois (1/19/05)

Three-Point Field Goal Percentage

WMU:	.857	vs. Eastern Michigan (6-7, 1/22/97)
Opp:	.667	Ball State (8-12, 2/26/00)

Free Throws

WMU:	36	vs. Bowling Green (2/7/04)
	36	vs. Valparaiso (2/17/07)
Opp:	36	Akron (2/5/00)

Free Throw Attempts

WMU:	48	vs. Bowling Green (2/7/04)
Opp:	46	Akron (2/5/00)

Free Throw Percentage

WMU:	1.000	vs. Northern Ill. (16-16, 12/21/96)
Opp:	1.000	Buffalo (13-13, 1/30/99)

Rebounds

WMU:	55	vs. Akron (3/10/05)
Opp:	53	Eastern Michigan (2/2/00)

Assists

WMU:	24	vs. USC (11/21/03)
Opp:	19	Northern Illinois (3/2/02)

Steals

WMU:	16	vs. San Diego State (12/2/06)
Opp:	12	Miami (2/14/96)

Blocks

WMU:	9	vs. Kent State (2/18/95)
		vs. Detroit (12/2/02)
Opp:	11	Centenary (12/14/02)

Turnovers

WMU:	23	vs. Purdue (12/6/94)
		vs. Kent State (1/20/96)
Opp:	28	Bowling Green (1/3/98)
		Eastern Michigan (1/11/03)

Read Fieldhouse/University Arena Attendance Records**Top WMU Home Crowds (pre-1994)**

10,159	Miami, 1/28/1976
10,258	Central Michigan 12/10/1955
10,139	Michigan State 12/13/1978
10,134	Michigan State 12/13/1969
10,111	Miami 1/12/1977

Top WMU Home Crowds (post-1994)

5,649	Michigan 11/23/01
5,595	College of Charleston 2/21/04 (BracketBusters)
5,421	Texas Christian 3/21/05 (NIT)
5,397	Purdue 12/6/94
5,172	Central Michigan 1/29/05


Top WMU Away Crowds

25,746	at Syracuse, 1989
21,163	vs. Stanford, 1998 (United Center, NCAA Tournament)
21,158	vs. Clemson, 1998 (United Center, NCAA Tournament)
18,552	vs. Long Island, 1948 (Madison Square Garden)
18,489	vs. Manhattan, 1947 (Madison Square Garden)

Read Fieldhouse/University Arena Won-Loss Records

Overall (1957-2007):	379-231 (.621)
University Arena (1994-2007):	122-47 (.722)

Note: The Broncos did not play in the building during the 1992-93 and 1993-94 seasons because of the Read Fieldhouse Renovation Project.



Ben Handlogten is tied for the University Arena record in blocked shots with seven vs. Purdue (12/6/94). He is 16th all-time in scoring (1,167), third in blocks (116), sixth in field goal percentage (.534) and rebounds (833) and eighth in steals (142).

Bill Spaulding (77-43, .642)

Season	W	L	PF	PA
1913-14	4	4	227	227
1914-15	7	5	367	357
1915-16	9	7	574	427
1916-17	7	6	355	265
1917-18	8	4	346	242
1918-19	11	3	495	355
1919-20	8	3	356	232
1920-21	12	5	421	347
1921-22	11	6	462	338

Herbert Read (345-169, .671)

Season	W	L	PF	PA
1922-23	17	6	580	443
1923-24	13	8	625	458
1924-25	17	4	577	446
1925-26	15	4	644	438
1926-27	16	2	598	433
1927-28	9	8	604	525
1928-29	10	9	642	575
1929-30	17	0	656	372
1930-31	14	3	641	436
1931-32	14	5	730	472
1932-33	14	3	684	451
1933-34	12	5	525	414
1934-35	11	5	603	444
1935-36	15	3	790	584
1936-37	13	4	692	545
1937-38	6	12	734	836
1938-39	7	10	693	754
1939-40	10	9	856	839
1940-41	9	9	749	761
1941-42	12	8	1004	910
1942-43	15	4	1005	837
1943-44	15	4	1076	807
1944-45	8	10	871	932
1945-46	15	7	1205	1065
1946-47	17	7	1948	1309
1947-48	12	10	1234	1219
1948-49	12	10	1317	1280

Bill Perigo (41-27, .603)

Season	W	L	PF	PA
1949-50	12	10	1461	1343
1950-51	13	9	1480	1360
1951-52	16	8	1680	1527

Joe Hoy (61-70, .470)

Season	W	L	PF	PA
1952-53	12	9	1482	1439
1953-54	10	11	1473	1557
1954-55	12	10	1721	1763
1955-56	13	9	1564	1501
1956-57	9	13	1561	1750
1957-58	5	18	1711	1989

Don Boven (75-112, .401)

Season	W	L	PF	PA
1958-59	2	20	1517	1868
1959-60	12	11	1893	1797
1960-61	10	14	1811	1861
1961-62	13	11	1915	1774
1962-63	12	12	1874	1910
1963-64	10	14	2028	2119
1964-65	8	16	1981	2051
1965-66	8	14	1757	1869

Sonny Means (38-56, .404)

Season	W	L	PF	PA
1966-67	10	14	1699	1748
1967-68	11	13	1856	1914
1968-69	11	13	1948	2015
1969-70	6*	16	1733	1907

Eldon Miller (86-68, .558)

Season	W	L	PF	PA
1970-71	14	10	1947	1938
1971-72	10	14	1881	1905
1972-73	8	18	1815	1922
1973-74	13	13	1852	1806
1974-75	16	10	1887	1704
1975-76	25	3	2218	1898

Dick Shilts (28-56, .333)

Season	W	L	PF	PA
1976-77	14	13	1877	1831
1977-78	7	20	1771	1942
1978-79	7	23	2214	2473

Les Wothke (42-41, .506)

Season	W	L	PF	PA
1979-80	12	14	1838	1836
1980-81	15	13	2104	2054
1981-82	15	14	1985	1970

Vernon Payne (69-126, .350)

Season	W	L	PF	PA
1982-83	5	23	1682	2075
1983-84	4	22	1618	1897
1984-85	12	16	2134	2163
1985-86	12	16	1973	2029
1986-87	12	16	2092	2189
1987-88	12	17	2169	2313
1988-89	12	16	2003	2131

Bob Donewald (152-154, .494)

Season	W	L	PF	PA
1989-90	9	18	1952	2062
1990-91	5	22	1812	2055
1991-92	21	9	2106	1975
1992-93	17	12	1955	1920
1993-94	14	14	1957	2002
1994-95	14	13	1853	1846
1995-96	16	11	1903	1875
1996-97	14	14	1874	1908
1997-98	21	8	2286	2043
1998-99	11	15	1823	1924
1999-00	10	18	2044	2191

COACHING TENURES				
Coach	Years	W	L	Pct.
Bill Spaulding	1914-22	77	43	.642
Herbert (Buck) Read	1922-49	345	169	.671
Bill Perigo	1949-52	41	27	.603
Joe Hoy	1952-58	61	70	.466
Don Boven	1958-66	75	112	.401
Sonny Means	1966-70	38	56	.404
Eldon Miller	1971-76	86	68	.558
Dick Shilts	1977-79	27	56	.325
Les Wothke	1980-82	42	41	.506
Vernon Payne	1983-89	69	126	.354
Bob Donewald	1990-2000	152	154	.497
Robert McCullum	2000-03	44	45	.494
Steve Hawkins	2003-pres.	76	51	.598

Robert McCullum (44-45, .494)

Season	W	L	PF	PA
2000-01	7	21	1860	2072
2001-02	17	13	2206	2172
2002-03	20	11	2151	1968

Steve Hawkins (76-51, .598)

Season	W	L	PF	PA
2003-04	26	5	2434	2049
2004-05	20	13	2407	2217
2005-06	14	17	1970	2127
2006-07	16	16	2287	2254



Herbert "Buck" Read, an early proponent of fast-break basketball, directed Western Michigan to a 345-169 mark from 1922-49. During his 27 seasons as Bronco mentor, his troops compiled 23 winning seasons.

ALL-AMERICANS



Mike Williams
2004 - Associated Press Honorable Mention
 Honorable mention selection after earning MAC regular season and tournament most valuable player awards. First Team All-MAC honoree.



Gene Ford
1969 - Helms
 Had scoring and rebounding averages of 19.6 and 9.2. Holds the school single-game point record (46) and is the No. 6 career scorer (1,393).



Manny Newsome
1964 - Coaches Association
 Holds school career marks for points (1,786), field goals (729) and per game scoring (26.3). Twice led the MAC in scoring and was second his other season.



Don Boven
1949 - Coaches Association
 Set then school scoring record of 1,099 points. Played professional basketball with Waterloo, Milwaukee and the Fort Wayne Pistons (now Detroit).



Harold Gensichen
1947 - Coaches Association
 First Bronco to score over 1,000 points and set the then state scoring record (1,066). Twice played with College All-Stars for annual tour against Harlem Globetrotters.

All Region		1980	Kenny Cunningham, G	1988	Mark Brown, G	1982	Jasper McElroy
1976	Tom Cutter, C	1981	Walker D. Russell, G	1989	Tony Baumgardt, C	1983	Mike Dietz
	Mid-east First Team	1982	Walker D. Russell, G	1992	Leon McGee, G	1986	Mark Gorski
Mid-American Conference Honors		1987	Booker James, G	1994	Leon McGee, G		Dan Zachary
Player of the Year		1990	Jim Havrilla, C	1995	Joel Burns, G	1987	Ned Hellman
1976	Jeff Tyson	1992	Jim Havrilla, C	1997	Saddi Washington, G	1988	Ned Hellman
1987	Booker James	1993	Leon McGee, G	1998	Rashod Johnson, G	1991	Sean Wightman
2004	Mike Williams	1996	Ben Handlogten, C	2002	Steve Reynolds, F	1993	Sean Wightman
Coach of the Year		1997	Saddi Washington, G	2005	Levi Rost, F	1997	Saddi Washington
1976	Eldon Miller	2004	Mike Williams, F	2006	Joe Reitz, C	1998	Saddi Washington
1992	Bob Donewald		Ben Reed, G	2007	Joe Reitz, C	1999	Brad Van Timmeren
		2005	Ben Reed, G	Honorable Mention		2004	Brian Snider
Freshman of the Year		Second Team		2006	Brian Snider, G	2005	Brian Snider
1984	Booker James, G	1948	Don Boven, F	2007	Shawntés Gary, G	2006	Brian Snider
2002	Ben Reed, G	1950	Joe Shaw, F	All-Freshman Team			Joe Reitz
2007	David Kool, G		Swift Noble, C	1987	Billy Stanback, G	2007	Andrew Hershberger
Sixth Man of the Year		1951	Joe Shaw, F	1990	Darrick Brooks, F		Joe Reitz
2004	Reggie Berry		Roy Healy, F	1992	Shawn Jackson, G	National Academic Honors	
First Team		1952	Ron Jackson, C	1992	Ebon Sanders, G	All-Americans	
1949	Don Boven, F	1953	Ron Jackson, C	1993	Ben Handlogten, F	1970	Bill VanderWoude (HM)
1950	Bob Adams, G	1954	Ron Jackson, C	1994	Saddi Washington, G	1971	Bill VanderWoude (HM)
1951	Bob Adams, G	1955	Harold Stacy, G	1995	Jason Black, G		John Sperla (HM)
1952	Bob Adams, G	1956	Robert Diment, F	2002	Ben Reed, G	1976	Jim Kurzen (3rd)
1956	Jack Smith, F		Fred Corbus, C	2005	Joe Reitz, F/C	1991	Sean Wightman (3rd)
1958	Edgar Blair, C	1957	Jack Smith, F	2007	David Kool, G	1993	Sean Wightman (2nd)
1959	Edgar Blair, C	1959	Sam Key, G	All-Academic Team		2007	Joe Reitz (1st)
1961	Bob Bolton, C	1960	Ron Johnson, F	1966	Bill Coole	All-District	
1962	Manny Newsome, G	1963	Ajac Triplett, F	1968	Clarence Harville	1982	Jasper McElroy (1st)
1963	Manny Newsome, G	1964	Ajac Triplett, F		Bill VanderWoude	1982	David Elliott (HM)
1964	Manny Newsome, G	1966	Reggie Lacefield, F	1970	Bill VanderWoude	1983	Mike Dietz (2nd)
1965	Dave Anderson, G	1967	Reggie Lacefield, F		John Sperla	1988	Ned Hellman (1st)
1968	Gene Ford, F	1968	Reggie Lacefield, F	1971	Bill VanderWoude	1989	Tony Warner (1st)
1969	Gene Ford, F	1972	Chuck Washington, F		John Sperla	1991	Sean Wightman (1st)
1971	Earl Jenkins, C		Mike Steele, C	1972	John Sperla	1993	Sean Wightman (1st)
	Chuck Washington, F	1974	Mike Steele, F	1974	Jim Kurzen	2006	Joe Reitz (1st)
1972	Earnest Pettis, G	1975	Paul Griffin, F	1975	Jim Kurzen	2007	Joe Reitz (1st)
1976	Jeff Tyson, F	1977	Jeff Tyson, F	1976	Jim Kurzen		
	Paul Griffin, F	1981	Jasper McElroy, F	1978	Mike Reardon		
	Tom Cutter, C	1982	Jasper McElroy, F	1979	Mark Weishaar		
		1986	Donald Petties, G-F	1980	Mark Weishaar		

Coach Eldon Miller's Broncos were one of the country's "Cinderella" basketball teams in 1975-76, as they attracted more national interest than any other athletic team in the University's history to that point.

For the final seven weeks of the season, Western Michigan was ranked among the nation's top-20 in national polls conducted by the Associated Press and United Press International. WMU finished 10th in the final AP poll, the highest placing ever attained by a Mid-American Conference school (finished the year 19th in the UPI).

The 25-3 showing established a new school and MAC mark for victories in a single season. A 15-1 conference slate led to the program's first outright championship and subsequent initial NCAA Tournament appearance.

Including a victory in the final game of the 1974-75 season, Western Michigan defeated 20 straight opponents, which also set a new school and league mark.

The accomplishments of the team were covered in such publications as *Sports Illustrated*, *The Sporting News*, *New York Times* and *Basketball Weekly*. WMU was featured on all three major national radio or television networks.

Locally, the 14-game home schedule in Read Fieldhouse attracted a MAC record 7,852 spectators. The largest crowd (10,519) ever at a Bronco game turned out to witness an 82-68 win over Miami, which gave WMU sole possession of the league lead for the next three weeks. That attendance mark still stands as a school record today.

Miller was the near unanimous choice for MAC Coach of the Year and Jeff Tyson earned MAC Player of the Year accolades. Teammates Paul Griffin and Tom Cutter joined Tyson on the all-conference squad, placing a trio of Broncos on the five-member team. All of those players finished among the program's career top 10 in several categories.



The starting lineup for the 1975-76 Broncos consisted of (L-R): Paul Griffin, Tom Cutter, Jeff Tyson, Jimmie Harvey and Jim Kurzen.



The Broncos celebrate after their overtime win against Virginia Tech in the opening round of the NCAA Tournament.

1975-76 ACCOMPLISHMENTS

- Program's first NCAA appearance and victory
- Claimed MAC title
- No. 10 final national ranking, the highest ever attained by a MAC school
- 25 wins most in school and MAC history
- 15-1 MAC record
- 19-straight victories, 20 overall dating back to the previous year
- Miller named MAC Coach of the Year
- Tyson selected MAC Player of the Year and three All-MAC honorees
- Averaged a MAC record 7,852 fans per home contest
- Squad featured three of the program's top-18 all-time scorers (Cutter, Tyson, Griffin)
- Team produced a trio of WMU Hall of Fame members (Cutter, Tyson, Griffin)

Official Basketball Box Score -- GAME TOTALS -- FINAL STATISTICS

Virginia Tech vs Western Michigan
3/13/76 at South Bend, Ind. (Motor Dome ACC)

VISITORS: Virginia Tech		TOT-FG		3-PT		REBOUNDS		PF		TP		A TO		BLK		S		MIN			
#	Player Name	FG	FGA	FG	FGA	FT	FTA	OF	DE	TOT	FF	TF	A	TO	BLK	S	MIN				
12	SEBASTIACH, Dave.....	2-5	0-0	0-0	0	1	1	0	4	7	4	0	4	4	0	45					
22	COOKE, Larry.....	5-20	0-0	1-1	0	6	6	8	11	2	7	2	0	39							
33	THORPE, Duke.....	7-9	0-0	5-7	0	9	9	8	19	0	3	2	0	38							
34	DAVIS, Russell.....	7-18	0-0	2-4	0	11	11	8	16	1	4	1	0	40							
40	McRAE, Kyle.....	4-8	0-0	1-3	0	10	10	5	9	2	1	0	1	25							
44	THEBERGAM, Phil.....	2-4	0-0	0-0	0	1	1	1	4	0	1	0	1	20							
50	WORSLEY, Ernest.....	2-3	0-0	0-0	0	3	3	4	4	0	3	0	0	18							
TEAM.....						6		6													
Totals.....		29-67	0-0	9-15	0	47	47	22	67	12	23	5	5	225							
HOME TEAM: Western Michigan																					
TOTAL FG% 1st Half: 17-34 50.0%		2nd Half: 12-33 36.4%		OT: 0-0 0.0%		Game: 41.3%		DEATH													
3-Pt. FG% 1st Half: 0-0 0.0%		2nd Half: 0-0 0.0%		OT: 0-0 0.0%		Game: 0.0%		MERS													
F Throw % 1st Half: 5-11 45.5%		2nd Half: 4-4 100%		OT: 0-0 0.0%		Game: 60.0%		1													

Official Basketball Box Score -- GAME TOTALS -- FINAL STATISTICS

Marquette vs Western Michigan
3/18/76 at Baton Rouge, La. (LSU Assembly Center)

VISITORS: Marquette		TOT-FG		3-PT		REBOUNDS		PF		TP		A TO		BLK		S		MIN			
#	Player Name	FG	FGA	FG	FGA	FT	FTA	OF	DE	TOT	FF	TF	A	TO	BLK	S	MIN				
15	LEE, Butch.....	8-14	0-0	0-0	0	0	0	2	16	4	5	1	1	36							
20	PAINE, Ulice.....	0-1	0-0	0-0	0	1	1	0	0	0	0	0	0	4							
22	WILSON, Lloyd.....	6-12	0-0	0-0	0	1	1	8	12	5	4	0	2	34							
31	ELLIS, Bo.....	3-7	0-0	2-2	0	7	7	8	8	0	1	8	1	38							
33	TOOME, Bernard.....	1-1	0-0	0-0	0	0	0	0	2	0	0	0	0	7							
42	NEASE, Bill.....	0-0	0-0	0-0	0	2	2	0	0	0	0	0	0	3							
43	TRAMER, Earl.....	5-12	0-0	0-0	0	8	8	8	10	2	2	1	0	35							
54	WHYTEHEAD, Jerome.....	5-10	0-0	0-0	0	7	7	1	10	0	2	1	0	35							
55	MOSBERGER, Gary.....	1-4	0-0	2-2	0	0	0	0	4	0	0	0	0	8							
TEAM.....						1		1													
Totals.....		29-61	0-0	4-4	0	27	27	15	62	11	14	7	4	200							
HOME TEAM: Western Michigan																					
TOTAL FG% 1st Half: 13-30 43.3%		2nd Half: 16-31 51.6%		Game: 47.5%		DEATH															
3-Pt. FG% 1st Half: 0-0 0.0%		2nd Half: 0-0 0.0%		Game: 0.0%		MERS															
F Throw % 1st Half: 2-2 100%		2nd Half: 2-2 100%		Game: 100%		0,1															

HOME TEAM: Western Michigan

#	Player Name	TOT-FG	3-PT	REBOUNDS	PF	TP	A TO	BLK	S	MIN							
FG	FGA	FG	FGA	FT	FTA	OF	DE	TOT	FF	TF	A	TO	BLK	S	MIN		
10	KURZEN, Jim.....	1-5	0-0	0-0	0	1	1	1	2	7	1	0	0	31			
20	SKILES, S.L.....	0-0	0-0	0-2	0	0	0	1	0	0	0	0	0	15			
22	NEARSON, Mike.....	0-3	0-0	0-0	0	1	1	0	0	0	0	0	1	5			
24	GRIFFIN, Paul.....	5-6	0-0	4-7	0	15	15	3	14	0	2	2	1	42			
30	HARVEY, Jimmy.....	5-11	0-0	0-0	0	2	2	2	10	1	2	0	1	33			
32	MURRAY, Marty.....	4-10	0-0	1-3	0	4	4	2	9	1	3	0	1	18			
42	TYSON, Jeff.....	11-27	0-0	3-5	0	8	8	4	25	3	4	2	0	38			
50	THORPE, Mark.....	0-0	0-0	0-0	0	0	0	0	0	0	0	0	0	2			
52	CUTTER, Tom.....	4-9	0-0	9-11	0	11	11	4	17	2	2	0	2	36			
54	DEBRUIJN, Dale.....	0-1	0-0	0-2	0	1	1	1	0	0	0	0	2	5			
TEAM.....				5		5											
Totals.....		30-72	0-0	17-30	0	48	48	18	77	14	14	4	8	225			
TOTAL FG% 1st Half: 13-30 43.3%		2nd Half: 17-34 50.0%		OT: 0-0 0.0%		Game: 41.7%		DEATH									
3-Pt. FG% 1st Half: 0-0 0.0%		2nd Half: 0-0 0.0%		OT: 0-0 0.0%		Game: 0.0%		MERS									
F Throw % 1st Half: 4-7 57.1%		2nd Half: 13-23 56.5%		OT: 0-0 0.0%		Game: 56.7%		3									

HOME TEAM: Western Michigan

#	Player Name	TOT-FG	3-PT	REBOUNDS	PF	TP	A TO	BLK	S	MIN							
FG	FGA	FG	FGA	FT	FTA	OF	DE	TOT	FF	TF	A	TO	BLK	S	MIN		
10	KURZEN, Jim.....	1-2	0-0	0-0	0	0	0	2	2	2	2	0	0	30			
24	GRIFFIN, Paul.....	1-2	0-0	0-0	0	9	9	3	2	6	3	0	2	31			
30	HARVEY, Jimmy.....	4-13	0-0	2-4	0	2	2	2	10	1	1	0	0	28			
32	MURRAY, Marty.....	2-9	0-0	0-0	0	2	2	2	4	1	6	0	0	24			
42	TYSON, Jeff.....	8-16	0-0	2-4	0	5	5	5	18	3	2	2	0	38			
52	CUTTER, Tom.....	8-12	0-0	5-5	0	17	17	1	21	1	1	0	1	40			
54	DEBRUIJN, Dale.....	0-0	0-0	0-1	0	3	3	0	0	1	1	0	0	9			
TEAM.....				1		1											
Totals.....		24-54	0-0	9-14	0	38	38	13	57	15	25	3	2	200			
TOTAL FG% 1st Half: 10-26 38.5%		2nd Half: 14-28 50.0%		Game: 44.4%		DEATH											
3-Pt. FG% 1st Half: 0-0 0.0%		2nd Half: 0-0 0.0%		Game: 0.0%		MERS											
F Throw % 1st Half: 5-10 50.0%		2nd Half: 4-4 100%		Game: 64.3%		0,1											

Officials: Steve Hanzo, Burrell Crowell
 Technical fouls: Virginia Tech-Mose. Western Michigan-Mose.
 Attendance: 14150
 Score by Periods
 Virginia Tech..... 39 26 2 - 67
 Western Michigan..... 30 35 12 - 77

Officials: Bob Heirold, Jack Ditty
 Technical fouls: Marquette-Mose. Western Michigan-Mose.
 Attendance: 14150
 Score by Periods
 Marquette..... 28 34 - 62
 Western Michigan..... 25 32 - 57

The 1997-98 edition of the Western Michigan men's basketball team put together one of the most successful campaigns in school history.

The Broncos completed the year with a 21-8 record, the second time in seven years the squad had broken the 20-win plateau. The team posted a 14-4 league record and earned a share of the MAC title.

Western Michigan's regular-season success earned the program its second-ever (1975-76) NCAA Tournament appearance. The Broncos claimed the 11th seed and garnered a first round matchup with Clemson.

The guard trio of Saddi Washington, Jason Kimbrough and Rashod Johnson led the team to a 75-72 upset of the ACC power and a second round contest with Stanford. Johnson tallied a NCAA Midwest Regional record 32 points in the victory. The triumvirate combined to tally 64 of the team's 75 points in the game.

The Broncos led the Cardinal late in the first half, but later fell to the eventual Final Four participant. WMU has advanced to the second round of the NCAA Tournament in each of its two appearances.

As could be expected, the Broncos set numerous program bests throughout the course of their post-season campaign.

The previous points mark fell by the wayside as the squad tallied 2,286 on the year. The offensive output led to 78.8 points per outing, the second-best average in school history.

Western Michigan also posted new top totals in 3-point field goals (209) and steals (275). One of the nation's top free throw performers as a team, WMU converted on 74.6 percent of its opportunities, the second-best percentage to date.

Washington, who earned First Team All-MAC accolades, finished as the program's third all-time leading scorer with 1,668 points and Johnson wasn't far behind with 1,143 points (14th). Washington finished among the career leaders in eight different categories.

1997-98 ACCOMPLISHMENTS

- Program's second NCAA appearance and victory (Clemson)
- Share of MAC regular season championship
- Second-most overall wins (21) and MAC victories (14) in school history
- Most points (2,286) in a season
- Program-best 209 3-point field goals
- Top steals mark (275)
- First Team All-MAC performer Saddi Washington



Rashod Johnson and his Midwest Regional record 32 points helped WMU to the victory against Clemson.



First Team All-MAC guard Saddi Washington celebrates after WMU's upset victory over Clemson in the first round of the 1998 NCAA Tournament.

**Official Basketball Box Score -- GAME TOTALS -- FINAL STATISTICS
Western Michigan vs Clemson
3/13/98 at Chicago, Ill. (Daited Center)**

VISITORS: Western Michigan 21-7		HOME TEAM: Clemson 18-14												
##	Player Name	TOT-FG	3-PT	REBOUNDS	PF	TP	A	TO	BLK	S	MIN			
		FG-FGA	FG-FGA	FX-FXA	OF	DE	TOT	FF						
04	KIMBROUGH, Jason	4-9	0-3	0-0	1	2	3	0	8	7	4	0	4	32
11	JONES, Kyle	1-1	1-1	0-0	0	0	0	0	3	0	0	0	0	13
20	JOHNSON, Rashod	11-23	0-15	2-8	1	2	3	8	32	5	2	0	2	31
24	WASHINGTON, Saddi	8-20	2-5	6-8	3	4	7	8	24	1	3	0	1	38
32	BULLOCK, Isaac	0-0	0-0	0-0	0	0	0	0	0	0	0	0	0	2
33	JACKSON, Shawn	1-4	0-0	0-0	3	4	7	5	2	2	0	1	0	32
34	TOOTMAN, Aaron	3-4	0-0	0-0	2	4	6	2	6	1	2	1	0	31
44	VAN TIRRENGER, Brad	0-0	0-0	0-0	1	0	1	4	0	0	1	0	0	15
TEAM				1		5		2						
Totals		28-61	11-24	8-12	12	21	33	19	75	16	14	2	7	200
TOTAL FG%		45.7%	31.7%		Game: 45.9%		DEATHS							
3-PT. FG%		33.3%	20.0%		Game: 45.8%		REBS							
F Throw %		33.3%	77.8%		Game: 66.7%		2							

**Official Basketball Box Score -- GAME TOTALS -- FINAL STATISTICS
Western Michigan vs Stamford
3/15/98 at Chicago, Ill. (Daited Center)**

VISITORS: Western Michigan 21-8		HOME TEAM: Stamford 28-4												
##	Player Name	TOT-FG	3-PT	REBOUNDS	PF	TP	A	TO	BLK	S	MIN			
		FG-FGA	FG-FGA	FX-FXA	OF	DE	TOT	FF						
04	KIMBROUGH, Jason	7-10	3-4	0-0	0	2	2	4	17	2	0	0	1	38
10	BLAKE, Ryan	0-0	0-0	0-0	0	0	0	0	0	0	0	0	0	1
11	JONES, Kyle	2-5	0-0	0-0	0	1	1	0	6	0	1	0	1	13
20	JOHNSON, Rashod	4-15	2-7	3-4	1	1	2	5	13	4	1	0	2	27
22	JAMES, Josh	0-0	0-0	0-0	0	0	0	0	0	0	0	0	0	1
24	WASHINGTON, Saddi	5-19	2-7	4-5	3	2	5	1	16	4	4	0	1	39
32	BULLOCK, Isaac	1-4	1-2	0-0	2	1	3	2	3	1	0	0	1	12
33	JACKSON, Shawn	1-2	0-0	0-0	1	2	3	4	2	1	0	0	0	25
34	TOOTMAN, Aaron	4-6	0-0	0-2	2	2	4	3	8	4	0	1	2	34
35	CHALERS, Anthony	0-0	0-0	0-0	0	0	0	0	0	0	0	0	0	1
44	VAN TIRRENGER, Brad	0-0	0-0	0-0	0	0	0	0	4	0	2	0	0	9
TEAM				2		3		5						
Totals		24-61	10-25	7-11	11	14	25	23	65	16	8	1	8	200
TOTAL FG%		39.3%	31.4%		Game: 39.3%		DEATHS							
3-PT. FG%		33.3%	25.0%		Game: 40.0%		REBS							
F Throw %		33.3%	70.0%		Game: 63.6%		2							

VISITORS: Western Michigan 21-7		HOME TEAM: Stamford 28-4												
##	Player Name	TOT-FG	3-PT	REBOUNDS	PF	TP	A	TO	BLK	S	MIN			
		FG-FGA	FG-FGA	FX-FXA	OF	DE	TOT	FF						
04	MILLER, Johnny	4-10	2-6	0-0	1	2	3	2	10	2	1	0	1	23
05	McDERMOTT, Terrell	3-8	1-5	3-3	2	4	6	3	10	7	2	0	4	39
15	WORME, Iker	2-6	0-1	4-5	2	2	4	1	8	4	4	0	0	23
21	BUCKNER, Greg	5-9	0-1	2-2	0	3	3	4	12	2	2	0	1	25
22	MILLET, Vincent	0-0	0-0	1-2	0	1	1	0	1	0	1	0	0	7
32	JACKSON, Harold	7-8	0-0	0-2	5	5	10	2	14	1	3	1	1	21
33	WIDEMAN, Tom	0-1	0-0	0-1	0	2	2	3	0	0	0	0	0	10
34	WUJI, Mohamed	3-6	0-0	0-0	3	2	5	0	6	0	1	1	0	29
44	CHRISTIE, Tony	4-12	3-7	0-1	1	1	2	2	11	1	2	1	0	23
TEAM				1		1		1						
Totals		28-60	6-20	10-16	14	23	37	17	72	17	17	3	7	200
TOTAL FG%		46.7%	30.0%		Game: 46.7%		DEATHS							
3-PT. FG%		20.0%	40.0%		Game: 30.0%		REBS							
F Throw %		61.6%	60.0%		Game: 62.5%		3							

Officials: Jim Stupis, Fran Connolly, Raymond Perone
 Technical fouls: Western Michigan-None. Clemson-None.
 Attendance:
 Score by Periods: 1st 2nd Total
 Western Michigan..... 37 38 - 75
 Clemson..... 25 47 - 72

VISITORS: Western Michigan 21-8		HOME TEAM: Stamford 28-4												
##	Player Name	TOT-FG	3-PT	REBOUNDS	PF	TP	A	TO	BLK	S	MIN			
		FG-FGA	FG-FGA	FX-FXA	OF	DE	TOT	FF						
04	MEEMS, Kris	4-10	0-4	0-1	0	4	4	2	8	2	2	0	0	33
04	McDERMOTT, Michael	0-2	0-2	0-0	0	1	1	1	0	1	0	0	0	3
05	SADLER, Peter	1-3	0-0	0-0	1	0	1	1	2	2	3	0	0	19
11	KEE, Arthur	6-12	2-5	10-10	1	1	2	2	24	7	5	0	0	37
21	MOSLEY, David	1-2	1-2	3-4	0	1	1	4	6	1	1	0	0	16
31	CHALERS, Aaron	0-0	0-0	0-0	0	0	0	2	0	0	1	0	0	2
32	WINDLEY, Kasha	2-4	1-2	0-0	1	2	3	2	5	1	0	0	0	12
35	WINDLEY, Kasha	0-0	0-0	0-0	0	0	0	0	0	0	0	0	0	1
40	VAN ELSENK, Pats	0-0	0-0	0-0	0	0	0	0	0	0	0	0	0	2
44	SEARON, Mark	0-0	0-0	0-0	0	1	1	0	0	0	0	0	0	1
45	MORSE, Mark	0-9	0-0	3-4	2	8	10	2	19	5	2	2	1	35
55	YOUNG, Tim	8-11	0-0	3-4	4	9	13	1	19	4	2	0	0	39
TEAM				4		5								
Totals		30-53	4-15	13-23	13	28	41	18	83	24	16	2	1	200
TOTAL FG%		56.6%	51.9%		Game: 56.6%		DEATHS							
3-PT. FG%		42.9%	12.5%		Game: 26.7%		REBS							
F Throw %		70.0%	92.3%		Game: 82.6%		0							

Officials: Gerald Boudreaux, Zeltan Steed, Jim Stupis
 Technical fouls: Western Michigan-None. Stamford-None.
 Attendance:
 Score by Periods: 1st 2nd Total
 Western Michigan..... 39 26 - 65
 Stamford..... 42 41 - 83

Western Michigan had high expectations entering the 2003-04 campaign, but even the most optimistic of Bronco fans couldn't have anticipated the level of success the team encountered.

When the season's final buzzer sounded in mid-March, the Broncos had posted a single-season record 26 victories. Included in those wins were the Mid-American Conference West Division, regular season and tournament titles, leading to the program's third-ever NCAA Tournament appearance.

The Broncos wasted little time in making a statement for the season under first-year head coach Steve Hawkins. WMU opened the season with an impressive 83-65 victory over USC of the Pac 10 in University Arena.

Following a loss at Detroit, the squad rattled off 11-straight wins. Included in that run were five MAC wins, a victory over NCAA Tournament team UAB and the team title at the azcentral.com Hoops Classic at Arizona State.

Western Michigan jumped out ahead of the rest of the West Division and remained on top for the remainder of the campaign. A convincing victory over rival Central Michigan clinched the crown and eventually allowed the Broncos to claim the top seed in the postseason tournament.

WMU wasn't happy with its first-ever win in Cleveland and went on to claim two more victories for the championship title. After handing Marshall a 96-62 payback decision (the Herd defeated WMU in overtime on Feb. 15), the Broncos downed Toledo 87-77 in the semifinals.

The win over the Rockets set up a showdown with MAC power Kent State. Thanks to senior Mike Williams's first-career 3-pointer in the closing moments, WMU was able to hand the Golden Flashes a 77-66 defeat and the celebration began.

WMU saw its season come to an end with a 71-58 loss to Vanderbilt in the NCAA Tournament.



The Broncos celebrate with the Mid-American Conference Tournament trophy after defeating Kent State, 77-66, in the championship game at Quicken Loans Arena in front of a national television audience.



Mike Williams is awarded the MAC Tournament Most Valuable Player trophy after also being named MAC Player of the Year and an Honorable Mention All-American by the Associated Press. Williams averaged 18.9 points, 7.0 rebounds, 1.9 steals, 1.2 assists and 1.1 blocks per game. Below: The Broncos played their third NCAA Tournament in school history at the TD Waterhouse Centre in Orlando, Fla., against Vanderbilt of the Southeastern Conference.



2003-04 ACCOMPLISHMENTS

- School-record 26 victories
- MAC West Division, regular season and tourney champs
- Program's third-ever trip to the NCAA Tournament
- Mike Williams was named the MAC regular season and tournament MVP
- Williams and Ben Reed were named First Team All-MAC
- Reggie Berry claimed MAC Sixth Man of the Year honors
- First-ever national television broadcast at University Arena
- Perfect 13-0 record at home
- Earned votes in national polls

Official Basketball Box Score -- GAME TOTALS -- FINAL STATISTICS Western Michigan vs Vanderbilt 3/19/04 2:45 p.m. at Orlando, Fla. (TD Waterhouse Centre)

VISITORS: Western Michigan 26-5		HOME: Vanderbilt 22-9												
#	Player Name	FG-FGA	3-PT	REBOUNDS	PF	TP	A	TO	BLK	S	MIN			
03	SHUDDER, Brian.....	f 1-9	0-4	3-4	4	5	9	3	5	4	0	5	34	
04	WILLIAMS, Mike.....	f 10-20	0-2	4-6	3	0	3	4	24	1	6	0	2	35
44	KARR, Anthony.....	c 3-6	0-0	1-2	3	3	6	5	7	0	0	0	1	30
12	WILLIS, Mickey.....	g 1-2	1-2	0-0	0	2	2	0	3	1	2	0	1	18
33	REED, Ben.....	g 4-13	0-5	2-2	4	6	10	2	10	1	2	0	1	36
23	HERRY, Reggie.....	1-5	1-4	2-2	0	0	0	1	5	0	1	0	2	28
34	MOST, Levi.....	1-3	0-1	0-0	2	1	3	4	2	1	1	1	1	12
42	MADISON, Bobby.....	1-5	0-1	0-0	0	0	0	0	2	0	0	0	0	6
43	HUSSEIN, Jeff.....	0-0	0-0	0-0	0	0	0	0	0	0	0	0	0	1
TEAM.....				2	1	3								
Totals.....		22-63	2-19	12-16	18	18	36	19	58	10	12	1	13	200

TOTAL FGA	1st Half:	13-27	48.1%	2nd Half:	9-36	25.0%	Game:	34.9%	DEATHS
3-PT. FGA	1st Half:	1-7	14.3%	2nd Half:	1-12	8.3%	Game:	10.5%	REBS
F Throw %	1st Half:	7-8	87.5%	2nd Half:	5-8	62.5%	Game:	75.0%	2

#	Player Name	FG-FGA	3-PT	REBOUNDS	PF	TP	A	TO	BLK	S	MIN			
35	Freije, Matt.....	f 4-9	2-5	3-5	1	7	8	1	13	3	2	0	30	
44	Smith, Corey.....	f 2-2	1-1	0-0	1	2	3	4	5	3	0	1	22	
13	Prybylowski, Dawid.....	c 3-5	1-1	0-3	1	1	2	1	7	1	0	1	21	
01	Moore, Mario.....	g 10-16	6-8	0-0	0	1	3	26	2	2	0	3	31	
11	Lakey, Russell.....	g 0-3	0-2	2-4	1	3	4	2	2	4	5	0	30	
03	Bolwerda, Jason.....	0-0	0-0	0-0	0	1	1	1	0	0	3	0	7	
10	Faylan, Adam.....	1-1	0-0	0-0	0	0	0	0	2	0	1	0	6	
20	Lage, Dan.....	1-3	1-2	0-0	0	1	0	3	0	1	0	0	6	
24	Masley, Scott.....	1-2	0-0	1-2	0	1	1	0	5	2	2	1	20	
33	Terrell, Julian.....	3-4	0-0	0-2	0	4	4	2	6	1	1	2	23	
42	Schmedlick, Martin.....	1-1	0-0	0-0	1	0	1	0	2	0	0	0	1	
54	Skachas, Ted.....	0-0	0-0	0-0	0	0	0	1	0	0	0	0	3	
TEAM.....				1	3	4								
Totals.....		26-46	11-19	8-18	8	25	33	15	71	16	17	5	9	200

TOTAL FGA	1st Half:	12-21	57.1%	2nd Half:	14-25	56.0%	Game:	56.5%	DEATHS
3-PT. FGA	1st Half:	4-8	50.0%	2nd Half:	7-11	63.6%	Game:	57.3%	REBS
F Throw %	1st Half:	3-4	75.0%	2nd Half:	5-14	35.7%	Game:	44.4%	4

Officials: David Hall, John Hughes, Steve Olson
 Technical fouls: Western Michigan-None. Vanderbilt-None.
 Attendance: 15199
 Score by Periods
 Western Michigan..... 34 24 - 58
 Vanderbilt..... 31 40 - 71
 NCAA Tournament - First Round - Phoenix Region