

CELEBRATION CELEBRATION

BEAVER FANS HAVE HAD A LOT TO CELEBRATE LATELY WITH FOUR CONSECUTIVE BOWL VICTORIES



162-175

BOWL GAME HISTORY





BOWL GAME SUMMARIES

Emerald Bowl — 2007

Oregon State 21, Maryland 14

December 28, 2007 — Emerald Bowl, San Francisco, Calif.

Weather — 47 degrees, Cloudy

SAN FRANCISCO — The first meeting between the two programs in the sixth annual Emerald Bowl at AT&T Park proved to be entertaining, but both teams showed some rustiness after the long layoff from the regular season. The game was played in misty turning to rainy conditions as it progressed.

The Beaver defense, which had been fierce in the first quarter allowing just 16 points all season, was surprised as the Terrapins hit for two touchdowns. The Terps went 80 yards on the opening drive of the game culminating in Chris Turner's 9-yard pass to Isaiah Williams.

Oregon State answered on the following drive that saw starting quarterback **Lyle Moevao** being injured and forcing **Sean Canfield**, who had been out since Nov. 3 at USC, into the game. The lefty tied the score with a 14-yard pass to **James Rodgers**. Maryland would regain the lead when Turner hit **Darrius Heyward-Bey** for 63 yards — that was the last of the scoring for the ACC bunch.

Canfield worked the team down the field in the last two minutes of the half before **Yvenson Bernard**, who would earn offensive MVP of the game, scored from two yards out to tie the game at 14-14.


Neither team mounted much offense in the third quarter until Beaver punt returner **Taylor Kavanaugh** posted a 26-yard return to the Terps 36 to set up what proved to be the winning score. Bernard took a first down handoff and went 29 yards and two plays later approached the goal line only to fumble, but it was pounced on by Rodgers for the score.

Maryland had just two possessions in the fourth quarter and when the Beavers took over with 6:24 left in the game, it was one of the most memorable drives in school history. The drive didn't amount to any scoring, but OSU picked up six first downs in forcing Maryland to use its final two timeouts.

"I'm really proud of our football team for fighting through a strange game in a lot of ways," coach **Mike Riley** said. "I thought the defense got stronger and stronger as the game went on. ... Offensively, I couldn't describe what the formula is — just getting the ball to **Yvenson Bernard** and **James Rodgers** as much as possible."

Bernard finished with 177 yards and linebacker **Derrick Doggett** earned defensive MVP honors with eight tackles, including a 14-yard sack.

Riley led OSU to its fourth consecutive bowl win — all under Riley's watch.



TEAM STATISTICS

	OSU	MD
First Downs	24	11
Rushing	17	2
Passing	25	7
Penalty	2	2
Net Rushing	275	19
Net Passing	108	205
Pass Attempts	23	29
Pass Comp.	13	17
Pass INT	1	2
Offensive Plays	77	54
Net Yards	383	224
Fumbles-Lost	3-2	1-0
Penalties-Yards	7-54	7-57
Punts-Yards	5-161	7-263
Punt Returns-Yards	4-54	2-(-3)
Kickoff Returns-Yards	3-63	4-64
Possession Time	33:13	26:47
3rd Down Conversions	7-15	2-11
4th Down Conversions	0-0	0-0
Sacks by - Yards	2-19	5-23

Scoring Summary

Team	1st	2nd	3rd	4th	Total
Maryland	14	0	0	0	14
Oregon State	7	7	7	0	21

MD — Isaiah Williams 9-yard pass from Chris Turner (Egekeze kick)
 OSU — James Rodgers 14-yard pass from Sean Canfield (Serna kick)
 MD — Darrius Heyward-Bey 63-yard pass from Chris Turner (Egekeze kick)
 OSU — Yvenson Bernard 2-yard run (Serna kick)
 OSU — James Rodgers 0-yard fumble recovery (Serna kick)

Attendance: 32,517

Individual Statistics

Oregon State

Rushing	Att.	Yds	TD	LG
Yvenson Bernard	38	177	1	29
James Rodgers	10	115	1	35
Matt Sieverson	1	0	0	0
Lyle Moevao	2	-4	0	0
Sean Canfield	3	-13	0	0
Totals	54	275	2	35

Passing	Att-Comp-Int	Yds	TD	Lg	Sack
Sean Canfield	14-9-1	68	1	14	3
Lyle Moevao	9-5-0	40	0	13	2
Totals	23-13-1	108	1	14	5

Receiving	No.	Yds	TD	LG
James Rodgers	5	40	1	14
Shane Morales	3	21	0	10
Chris Johnson	2	19	0	13
Brady Camp	1	12	0	12
Darrell Catchings	1	12	0	12
Brandon Powers	1	4	0	4
Totals	13	108	1	14

Punting	No.	Yds	Avg.	LG	IN 20
Alexis Serna	5	161	32.2	44	1
Totals	5	161	32.2	44	1

Kickoff Returns	No.	Yds	LG	TD
Gerard Lawson	2	48	24	0
James Rodgers	1	15	0	0
Totals	2	47	28	0

Punt Returns	No.	Yds	LG	TD
Taylor Kavanaugh	4	54	26	0
Totals	4	54	26	0

Field Goals: Alexis Serna 48-yard (Missed)

Individual Statistics

Maryland

Rushing	Att.	Yds	TD	LG
Keon Lattimore	7	16	0	4
Emani Lee-Odai	1	11	0	11
Lance Ball	10	5	0	2
Da'Rel Scott	1	0	0	0
Team	1	-1	0	0
Chris Turner	5	-12	0	4
Totals	25	19	0	11

Passing	Att-Comp-Int	Yds	TD	Lg	Sack
Chris Turner	29-17-2	205	2	63	2
Totals	29-17-2	205	2	63	2

Receiving	No.	Yds	TD	LG
Darrius Heyward-Bey	3	99	1	63
Isaiah Williams	3	39	1	28
Joey Haynos	3	31	0	15
Jason Goode	3	15	0	9
Lance Ball	3	10	0	15
Keon Lattimore	1	6	0	6
Emani Lee-Odai	1	5	0	5
Totals	17	205	2	63

Punting	No.	Yds	Avg.	LG	IN 20
Travis Baltz	7	263	37.6	44	2
Totals	7	263	37.6	44	2

Kickoff Returns	No.	Yds	LG	TD
Da'Rel Scott	2	36	28	0
Terrell Skinner	2	28	17	0
Totals	4	64	28	0

Punt Returns	No.	Yds	LG	TD
Christal Varner	2	-3	7	0
Totals	2	-3	7	0

Field Goals: Obi Egekeze 32-yard (Missed)

2007 EMERALD BOWL ROSTER

Damola Adeniji, WR	Will Darkins, LB	Evan Hull, DL	Gabe Miller, TE	Ryan Pohl, OL	Suaesi Tuimaunei, S
Al Afalava, FS	Alan Darlin, LB	Mitchell Hunt, DT	Lance Mitchell, S	Clinton Polk, RB	Jeff Van Orsow, DE
William 'Akau'ola Vea, DT	Kyle DeVan, OL	Josh Huss, OL	Latu Moala, DE	Brandon Powers, WR	Walker Vave, LB
Kyle Bell, DE	James Dockery, S	Chris Johnson, WR	Adam Mobley, LB	John Reese, TE	Jake Webber, PK
Yvenson Bernard, TB	Curtis Dodson, DE	Grant Johnson, OL	Lyle Moevao, QB	Mike Remmers, OL	
Pernell Booth, DT	Derrick Doggett, LB	Paul Jones, LB	Ahmed Mokhtar, RB	Eric Rider, LB	
Anthony Brown, WR	Daniel Drayton, S	Justin Kahut, PK	Shane Morales, WR	Dwight Roberson, LB	
Kyle Brown, WR	Burke Ellis, OL	Taylor Kavanaugh, WR	Ben Motter, OL	Keith Robertson, DL	
Victor Butler, DE	Justin Engstrom, QB	Casey Kjos, WR	Stoeli Nau, DL	Ikaika Rodenhurst, OL	
Keo Camat, LB	Kevin Frahm, DE	Keaton Kristick, LB	Aaron Nichols, WR	James Rodgers, WR	
Brady Camp, TE	Naymon Frank, DL	Jeff Kruskamp, DE	Casey Noack, LB	David Ross, CB	
Sean Canfield, QB	Patrick Fuller, RB	Michael Lamb, OL	Mau Noman, OL	Roy Schuenigen, OG	
Darrell Catchings, WR	Ryan Gunderson, QB	Joey LaRocque, LB	Slade Norris, LB	Alexis Serna, PK/P	
Dennis Christopher, LB	Joe Halahuni, TE	Gerard Lawson, CB	Brennan Olander, DL	Matthew Sieverson, RB	
Tim Clark, CB	Austin Hall, S	Greg Laybourn, SS	Sam Oltman, WR	Brennan Sim, QB	
Joel Cohen, LS	Nathan Hannah, OL	Gerard Lee, DT	Timi Oshinowo, DL	Dorian Smith, DE	
Curtis Coker, DT	Tom Hansen, LB	Andy Levitre, OL	David Pa'aluihi III, LB	Carl Sommer, DL	
Michael Cole, OL	Brandon Hardin, CB	Keenan Lewis, CB	Keith Pankey, LB	Adam Speer, OG	
Cameron Collins, S	Kyle Harper, P	Alex Linnenkohl, OL	Joshua Parish, LB	Andy Stewart, FB	
Isaiah Cook, LB	Marcus Henderson, C	Wilder McAndrews, OL	Bryan Payton, FS	Sammie Stroughter, WR	
Bryant Cornell, LB	Patrick Henderson, DB	Ryan McCants, RB	Gregg Peat, OL	Tavita Thompson, OT	
Howard Croom, TE	Brandon Hughes, WR	Shawn McGarity, WR	Jeremy Perry, OG	Tonu Tuimalealifano, DL	

Beaver Fact

Due to the configuration of the stadium, both teams were on the same sideline.



Sun Bowl — 2006

Oregon State 39, Missouri 38

December 29, 2006 — Sun Bowl, El Paso, Texas

Weather — 48 degrees, Sunny

EL PASO, Texas — Oregon State wanted nothing to do with overtime.

Yvenson Bernard pushed into the end zone on a gutsy 2-point conversion run after Joe Newton caught a 14-yard touchdown pass with 22.1 seconds left, and No. 24 Oregon State beat Missouri 39-38 in the 73rd annual Sun Bowl. The win was OSU's third consecutive bowl victory.

The Beavers trailed by 14 points with 12:08 to go before rallying for their eighth victory in nine games. Bernard's 7-yard reception had cut the gap to seven with 6:02 to go.

Tony Temple had 194 yards, four short of the Sun Bowl record, on 20 carries with two touchdowns and Chase Daniel threw two touchdown passes for Missouri (8-5).

Senior quarterback Matt Moore threw four touchdown passes, a Sun Bowl record, and ran for a fifth for Oregon State. He was 5-for-7 for 55 yards on the winning drive, set up after Sammie Stroughter's 38-yard punt return to the Oregon State 46.

Bernard's conversion run came after Missouri called a timeout to freeze kicker Alexis Serna before the extra point. Instead, it gave the Beavers time to persuade coach Mike Riley to go for two - and the gamble paid off.


Missouri had seven plays of 29 yards or longer, including Danario Alexander's 74-yard touchdown catch and Temple's 65-yard run. Missouri responded after Oregon State scored on its opening drive of the second half for a 21-17 lead.

Tommy Saunders' 29-yard TD catch from tight end Chase Coffman off a lateral gave the lead back to Missouri and Temple's 65-yard untouched touchdown run seemingly put the Tigers in control at 31-21 with 5:58 in the third.

The victory was the latest in a series of nail-biters for Oregon State, which beat Hawai'i and Oregon by a combined five points in the last two regular-season games.

Moore was 31-for-54 for 356 yards and set a school record of 182 passes without an interception before getting picked off by Brandon Massey in the third quarter. Oregon State retained possession on the play after Massey fumbled.

The longest season in OSU history ended with the Beavers posting the second most victories ever for the program with 10. Oregon State ended the year No. 21 in the final Associated Press Poll, and No. 22 in the final USA Today Poll and Bowl Championship Series standings.



TEAM STATISTICS

	OSU	MISSOURI
First Downs	31	21
Rushing	6	7
Passing	24	13
Penalty	0	1
Net Rushing	101	202
Net Passing	356	359
Pass Attempts	54	32
Pass Comp.	31	17
Pass INT	1	0
Offensive Plays	83	65
Net Yards	457	561
Fumbles-Lost	1-1	3-2
Penalties-Yards	2-15	1-15
Punts-Yards	5-213	5-191
Punt Returns-Yards	3-54	1-(-1)
Kickoff Returns-Yards	2-47	1-9
Possession Time	33:35	26:25
3rd Down Conversions	6-15	5-13
4th Down Conversions	2-3	1-1
Sacks by - Yards	3-23	2-16

Scoring Summary

	OSU	MISSOURI
Oregon State	14	0
Missouri	7	10

- MISSOURI - Tony Temple 7-yard run (Wolfert kick)
- OSU - Sammie Stroughter 13-yard pass from Matt Moore (Serna kick)
- OSU - Matt Moore 1-yard run (Serna kick)
- MISSOURI - Jeff Wolfert 30-yard field goal
- MISSOURI - Danario Alexander 74-yard pass from Chase Daniel (Wolfert kick)
- OSU - Joe Newton 11-yard pass from Matt Moore (Serna kick)
- MISSOURI - Tommy Saunders 29-yard pass from Chase Coffman (Wolfert kick)
- MISSOURI - Tony Temple 65-yard run (Wolfert kick)
- OSU - Alexis Serna 29-yard field goal
- MISSOURI - Chase Coffman 18-yard pass from Chase Daniel (Wolfert kick)
- OSU - Yvenson Bernard 7-yard pass from Matt Moore (Serna kick)
- OSU - Joe Newton 14-yard pass from Matt Moore (Bernard rush)

Attendance: 48,732

Individual Statistics

Oregon State

Rushing	Att.	YDS	TD	LG
Yvenson Bernard	23	97	0	28
Ruben Jackson	1	16	0	16
Matt Moore	5	-12	1	1
Totals	29	101	1	28

Passing	Att-Comp-Int	Yds	TD	Lg	Sack
Matt Moore	54-31-1	356	4	30	2
Totals	54-31-1	356	4	30	2

Receiving	No.	Yds	TD	LG
Sammie Stroughter	8	87	1	17
Yvenson Bernard	8	69	1	14
Joe Newton	6	74	2	15
Brandon Powers	3	51	0	27
Jason Vandiver	3	26	0	14
Ruben Jackson	2	19	0	15
Chris Johnson	1	30	0	30
Totals	31	356	4	30

Punting	No.	Yds	Avg.	LG	IN 20
Kyle Loomis	5	213	42.6	48	1
Totals	5	213	42.6	48	1

Kickoff Returns	No.	Yds	LG	TD
Gerard Lawson	1	28	28	0
Coye Francies	1	19	19	0
Totals	2	47	28	0

Punt Returns	No.	Yds	LG	TD
Sammie Stroughter	3	54	39	0
Totals	3	54	39	0

Field Goals: Alexis Serna 29-yard (Good)

Individual Statistics

Missouri

Rushing	Att.	YDS	TD	LG
Tony Temple	20	194	2	65
Jared Perry	3	13	0	7
Martin Rucker	1	9	0	9
Chase Daniel	9	-14	0	13
Totals	33	202	2	65

Passing	Att-Comp-Int	Yds	TD	Lg	Sack
Chase Daniel	29-16-0	330	2	74	3
Chase Coffman	1-1-0	29	1	29	0
Tommy Saunders	1-0-0	0	0	0	0
TEAM	1-0-0	0	0	0	0
Totals	32-17-0	359	3	74	3

Receiving	No.	Yds	TD	LG
Martin Rucker	6	67	0	18
Chase Coffman	5	83	1	37
Brad Ekwerekwo	2	79	0	42
Tommy Saunders	2	40	1	29
Danario Alexander	1	74	1	74
Jared Perry	1	16	0	16
Totals	17	359	3	74

Punting	No.	Yds	Avg.	LG	IN 20
Adam Cossett	5	191	38.2	46	1
Totals	5	191	38.2	46	1

Kickoff Returns	No.	Yds	LG	TD
Jimmy Jackson	1	9	9	0
Totals	1	9	9	0

Punt Returns	No.	Yds	LG	TD
Tommy Saunders	1	-1	0	0
Totals	1	-1	0	0

Field Goals: Jeff Wolfert 30-yard (Good)

2006 SUN BOWL ROSTER

Al Afalava, FS	James Dockery, S	Casey Kjos, WR	Joe Newton, TE	Mana Silva, QB
William 'Akau'ola Vea, DL	Derrick Doggett, LB	Daniel Klobes, S	Papapa Nicholas, DL	Brennan Sim, QB
Yvenson Bernard, TB	Daniel Drayton, S	Adam Koets, OT	Aaron Nichols, WR	Dorian Smith, DE
Pernnell Booth, DT	Coye Francies, CB	Keaton Kristick, LB	Casey Noack, LB	Michael Sorem, RB
Kyle Brown, WR	Naymon Frank, DE	Jeff Kruskamp, DE	Stade Norris, LB	Adam Speer, C
Victor Butler, DE	Matt Frosland, WR	Joey LaRocque, LB	Lahaina Olsen-Kuroda, WR	Eddie Stamm, LB
Keo Camat, LB	Taani Fuahala, DL	Gerard Lawson, CB	Sam Oltman, WR	Andy Stewart, RB
Brady Camp, TE	Patrick Fuller, RB	Greg Laybourn, S	Timi Oshinowo, OL	Micah Strickland, RB
Sean Canfield, QB	Ryan Gunderson, QB	Gerard Lee, DT	Bryan Payton, S	Sammie Stroughter, WR
Aaron Carlson, LS	Austin Hall, S	Joe Lemma, DE	Gregg Peat, OL	Jon Stroubbridge, P
Tony Carrasco, RB	Nathan Hannah, OL	Andy Levitre, OL	Jeremy Perry, OG	Zach Tarver, WR
Shane Cavanaugh, S	Tom Hansen, LB	Keenan Lewis, CB	Sabby Piscitelli, SS	Tavita Thompson, OL
Dennis Christopher, LB	Zach Harris, OL	Josh Linehan, OT	Ryan Pohl, OL	Suaesi Tuimaunei, S
Tim Clark, CB	Marcus Henderson, C	Alex Linnenkohl, OL	Clinton Palk, RB	Jeff Van Orsow, DE
Joel Cohen, LS	Patrick Henderson, DB	Kyle Loomis, P	Brandon Powers, WR	Jason Vandiver, TE
Curtis Coker, DT	Rickey Herod, CB	Kellen Marshall, CB	John Reese, TE	Jake Webber, PK
Isaiah Cook, LB	Brandon Hughes, WR	Gabe Miller, TE	Dwight Roberson, LB	Darnley Weekes, LB
Bryant Cornell, LB	Mitchell Hunt, DT	Eric Moala Liava'a, LB	Ikaika Rodenhurst, OL	Daniel Weis, TE
Howard Croom, TE	Ruben Jackson, WR	Adam Mobley, S	Roy Schuening, OG	Anthony Wheat-Brown, WR
Alan Darlin, LB	Chris Johnson, WR	Lyle Moevao, QB	Alexis Serna, PK	
Brian Davilla, WR	Justin Kahut, PK	Matt Moore, QB	Ben Siegert, DT	
Kyle DeVan, OL	Taylor Kavanaugh, WR	Shane Morales, WR	Matthew Stevenson, FS	



BOWL GAME SUMMARIES


Insight Bowl - 2004

Oregon State 38, Notre Dame 21

December 28, 2004 - Bank One Ballpark, Phoenix, Ariz.

Weather - Indoors

PHOENIX, Ariz. - For the second time since 2000 Oregon State and Notre Dame met in a bowl game in the Valley of the Sun.



The Beavers, led by senior quarterback Derek Anderson, scored on two of their first three possessions and would eventually build a 21-0 lead midway through the second quarter.

The win capped a rags to riches season for the Beavers and fourth-year head coach Mike Riley.

"It was a big game for us," OSU quarterback Derek Anderson said. "To bounce back from the start that we had in this season and finish like this, it's huge."

Anderson, the offensive MVP of the Insight Bowl, tied a bowl record with four touchdown passes and turned in the sixth best passing mark in the history of the event with 358 yards.

Oregon State's first score was set up by a 52-yard punt return by freshman Sammie Stroughter.

A second freshman set up the Beavers for their next score as Derrick Doggett blocked D.J. Fitzpatrick's punt and recovered on the four-yard line.

The Beavers third score came as Anderson found reserve tight end Dan Haines for 11 yards.

The second half began with cornerback Ric Williams intercepting Quinn as the Irish were putting together a nice drive that could have closed the gap.

Notre Dame did close the gap to 24-14 after Jerome Collins blocked Sam Paulescu's punt.

The third quarter ended with OSU leading 24-14 and Notre Dame appeared to have momentum on its side, before Anderson's game breaking 90-yard drive.

Senior tailback Dwight Wright concluded the Beaver scoring on a 2-yard run with 3:19 remaining.

"The big win against our arch rival (Oregon), a nice bowl win, beating all the Northwest schools. I think this team made its mark under some trying times."

For Oregon State it was its third bowl victory in its last four postseason appearances.

Scoring Summary

Table with 5 columns: Team, Q1, Q2, Q3, Q4, Total. Rows: Notre Dame, Oregon State.

- OSU - George Gillett 12-yard pass from Derek Anderson (Serna kick)
OSU - Joe Newton 11-yard pass from Derek Anderson (Serna kick)
OSU - Dan Haines 11-yard pass from Derek Anderson (Serna kick)
ND - Anthony Fasano 13-yard pass from Brady Quinn (Fitzpatrick kick)
OSU - Alexis Serna 38-yard field goal
ND - Darius Walker 5-yard run (Fitzpatrick kick)
OSU - Joe Newton 1-yard pass from Derek Anderson (Serna kick)
ND - Rhema McKnight 18-yard pass from Brady Quinn (Fitzpatrick kick)
OSU - Dwight Wright 2-yard run (Serna kick)

Attendance: 45,917

TEAM STATISTICS

Table with 3 columns: Stat, OSU, ND. Rows: First Downs, Rushing, Passing, Penalty, Net Rushing, Net Passing, Pass Attempts, Pass Comp., Pass Int, Offensive Plays, Net Yards, Fumbles-Lost, Penalties-Yards, Punts-Yards, Punt Returns-Yards, Kickoff Returns-Yards, Possession Time, 3rd Down Conversions, 4th Down Conversions, Sacks by - Yards.

Individual Statistics

Oregon State

Table with 5 columns: Player, Att, Yds, TD, LG. Rows: Rushing (Dwight Wright, Ryan Cole, Team, Derek Anderson, Totals), Passing (Derek Anderson, Totals), Receiving (Joe Newton, Mike Hass, George Gillett, Marcel Love, Dan Haines, Yvenson Bernard, Dwight Wright, Josh Hawkins, Totals), Punting (Sam Paulescu, Team, Totals), Kickoff Returns (Lamar Herron, Totals), Punt Returns (Sammie Stroughter, Derrick Doggett, Totals), Field Goals (Alexis Serna).

Individual Statistics

Notre Dame

Table with 5 columns: Player, Att, Yds, TD, LG. Rows: Rushing (Darius Walker, Ryan Grant, Brady Quinn, Marcus Wilson, Chase Anastasio, Totals), Passing (Brady Quinn, Pat Dillingham, Justin Hoskins, Totals), Receiving (Jeff Samardzija, Rhema McKnight, Marcus Wilson, Darius Walker, Anthony Fasano, Billy Palmer, Brandon Harris, Rashon Powers-Neal, Josh Schmidt, Matt Shelton, Totals), Punting (D.J. Fitzpatrick, Geoff Price, Team, Totals), Kickoff Returns (Justin Hoskins, Carlos Campbell, Chase Anastasio, Totals), Punt Returns (Carlyle Holiday, Totals).

2004 INSIGHT BOWL ROSTER

Roster table with 6 columns: Player Name, Position, Player Name, Position, Player Name, Position. Lists players for Oregon State and Notre Dame.



Las Vegas Bowl — 2003

Oregon State 55, New Mexico 14

December 24, 2003 — Sam Boyd Stadium, Las Vegas, Nev.

Weather — 58 degrees, Cloudy, Wind Calm

LAS VEGAS, Nev. — Mike Riley made his bowl game debut as a head coach a successful one, as Oregon State dominated New Mexico, winning 55-14.

The Beavers' roster was dotted with student-athletes from Las Vegas, and the thought of returning home for a bowl game was exciting, judging from the team's performance.

The Beavers opened the game with the ball and went 83 yards in nine plays for the first score. Quarterback **Derek Anderson** threw a 34-yard strike to tailback **Steven Jackson**, one of the Las Vegas boys, for the first of Jackson's bowl game-record-tying five touchdowns. **Kirk Ylioniemi** booted a 21-yard field goal on the next drive, giving OSU a 10-0 lead. New Mexico had no first downs at this point.

The Lobos used a Brand Ratcliff 40-yard kickoff return to set up their only score of the first three quarters. Quarterback Casey Kelly and Hank Baskett hooked up on a 27-yard pass to make the game 10-7, but that was about it for the Lobo offense for the half.

Oregon State ended the opening quarter with a 17-7 lead, as Anderson hit receiver **Mike Hass** for 42 yards on the final play of the opening stanza. The Beaver offense had already rolled up 204 yards and 10 first downs, while the Beaver defense had allowed just one first down.

The Beavers made it 24-7 midway through the second quarter on the first of four rushing touchdowns, this one a three-yard romp. Less than two minutes later, thanks to a UNM fumble, Jackson went 11 yards to make the score 31-7, the eventual halftime score.

The first half statistics were staggering. OSU had 17 first downs, UNM one. Total yardage was 308-35.


The Beaver defense once again stymied the Lobo offense on the first possession of the second half, and the Beaver offense extended the margin on its first drive. Jackson accounted for 48 of the 59 yards on the drive, including a six-yard score.

The teams traded punts for most of the remaining third quarter, before Ylioniemi's 31-yard field goal made it 41-7 at the end of three.

Jackson added another one-yard score early in the fourth quarter to end his night and ultimately his OSU career — he announced after the game that he was forgoing his final year of college eligibility and entering the NFL Draft. Jackson ended the game with 149 yards rushing. Anderson also sat on the sideline for the rest of the game after passing for 322 yards and two touchdowns.

The teams traded touchdowns to end the game. Reserve quarterback **Adam Rothenfluh** finished the scoring with a 19-yard pass to **Josh Hawkins**.

The Beaver defense, led partly by Las Vegas natives **Richard Seigler**, **Jonathan Pollard** and **Lawrence Turner**, limited the Lobos to 127 yards of offense.



TEAM STATISTICS

	OSU	UNM
First Downs	29	7
Rushing	10	3
Passing	17	3
Penalty	2	1
Net Rushing	154	6
Net Passing	386	121
Pass Attempts	41	23
Pass Comp.	27	10
Pass INT	1	1
Offensive Plays	76	57
Net Yards	540	127
Fumbles-Lost	1-1	1-1
Penalties-Yards	10-94	13-103
Punts-Yards	3-112	10-391
Punt Returns-Yards	5-16	1-0
Kickoff Returns-Yards	3-65	8-175
Possession Time	29:16	30:19
3rd Down Conversions	7-14	2-14
4th Down Conversions	1-1	0-0
Sacks by - Yards	5-44	1-3

Scoring Summary

Team	17	14	10	14	-	55
Oregon State						
New Mexico	7	0	0	7	-	14

OSU — Steven Jackson 34-yard pass from Derek Anderson (Ylioniemi kick)
 OSU — Kirk Ylioniemi 21-yard field goal
 UNM — Hank Baskett 27-yard pass from Casey Kelly (Zunker kick)
 OSU — Mike Hass 42-yard pass from Derek Anderson (Ylioniemi kick)
 OSU — Steven Jackson 3-yard run (Ylioniemi kick)
 OSU — Steven Jackson 11-yard run (Ylioniemi kick)
 OSU — Steven Jackson 6-yard run (Ylioniemi kick)
 OSU — Kirk Ylioniemi 31-yard field goal
 OSU — Steven Jackson 1-yard run (Ylioniemi kick)
 UNM — Dwight Counter 17-yard pass from Kole McKamey (Zunker kick)
 OSU — Josh Hawkins 19-yard pass from Adam Rothenfluh (Ylioniemi kick)

Attendance: 25,437

Individual Statistics

Oregon State

Rushing	Att.	NYG	TD	LG
Steven Jackson	28	149	4	34
James Newson	1	5	0	5
Dwight Wright	5	3	0	6
Derek Anderson	1	-3	0	0
Totals	35	154	4	34

Passing	Att-Comp-Int	Yds	TD	Lg	Sack
Derek Anderson	32-21-1	322	2	45	1
Adam Rothenfluh	8-6-0	64	1	19	0
James Newson	1-0-0	0	0	0	0
Totals	41-27-1	386	3	45	1

Receiving	No.	Yds	TD	LG
Tim Euhus	7	121	0	45
Mike Hass	6	88	1	42
Steven Jackson	5	51	1	34
James Newson	3	57	0	24
George Gillett	3	25	0	13
Josh Hawkins	1	19	1	19
Joe Newton	1	15	0	15
Dwight Wright	1	10	0	10
Totals	27	386	3	45

Punting	No.	Yds	Avg.	LG	IN	20
Carl Tobey	3	112	37.3	40	1	

Kickoff Returns	No.	Yds	LG	TD
Harvey Whiten	3	65	27	0
Totals	3	65	27	0

Punt Returns	No.	Yds	LG	TD
Cole Clasen	4	12	5	0
Aric Williams	1	4	4	0
Totals	5	16	5	0

Field Goals: Kirk Ylioniemi 21-yard (Good), 31-yard (Good)

Individual Statistics

New Mexico

Rushing	Att.	NYG	TD	LG
Adrian Byrd	2	13	0	9
Kole McKamey	5	7	0	13
DonTrell Moore	11	5	0	4
Landrick Brody	1	3	0	3
Terrence Thomas	2	-1	0	1
D.D. Cox	4	-1	0	2
Casey Kelly	9	-20	0	6
Totals	34	6	0	13

Passing	Att-Comp-Int	Yds	TD	Lg	Sack
Casey Kelly	12-4-0	32	1	27	4
Kole McKamey	9-4-1	25	1	17	1
Michael Brunker	1-1-0	18	0	18	0
Hank Baskett	1-1-0	46	0	46	0
Totals	23-10-1	121	2	46	5

Receiving	No.	Yds	TD	LG
Dwight Counter	2	63	1	46
Mike Augustyniak	2	11	0	7
Terrence Thomas	2	3	0	2
Hank Baskett	1	27	1	27
Kole McKamey	1	18	0	18
Zach Cresap	1	3	0	3
DonTrell Moore	1	-4	0	0
Totals	10	121	2	46

Punting	No.	Yds	Avg.	LG	IN	20
Tyler Gaus	10	391	39.1	51	2	

Kickoff Returns	No.	Yds	LG	TD
Brand Ratcliff	4	100	40	0
Gabriel Fullbright	2	39	24	0
Dwight Counter	1	19	19	0
Kevin Walton	1	17	17	0
Totals	8	175	40	0

Punt Returns	No.	Yds	LG	TD
Dwight Counter	1	0	0	0
Totals	1	0	0	0

Field Goals: None

2003 LAS VEGAS BOWL ROSTER

Eric Anderson, SLB	Curtis Coker, DT	Ryan Gunderson, QB	Joe Lemma, DE	J.C. Ronnfeldt, OG	Jon Strowbridge, P
Derek Anderson, QB	Ryan Cole, RB	Jason Haas, OL	Josh Linehan, OT	Adam Rothenfluh, QB	Bill Swancutt, DE
Sir Henry Anderson, DT	D.J. Coote, CB	Dan Haines, TE	Brandon Lockheart, OT	Dan Rothwell, DE	Carl Tobey, P
Zac Babb, OL	Patrick Custer, LS	Derek Hall, DT	Pat Loney, TE	Joe Rudolph, DE	Lawrence Turner, SS
Yvenson Bernard, TB	John Dailey, PK	Mike Hass, WR	David Lose, OG	Ryan Rufener, QB	Whitfield Usher, OG
Trent Bray, LB	Andy Darkins, LB	Josh Hawkins, WR	Jason Lowe, LB	Kanan Sanchez, QB	Jeff Van Orsow, DE
Brent Bridges, OG	Kevin Davidson, LB	Jeremy Hoover, WR	Kellen Marshall, CB	Brandon Scales, DE	Jeremy Weldon, TE
Matt Brock, C	Matt Davis, OG	Jamaal Jackson, CB	Doug Meeuwssen, LB	Brady Schalich, QB	Anthony Wheat-Brown, DB
Brandon Browner, CB	Kyle DeVan, OL	Steven Jackson, TB	John Millar, P	Roy Schuening, OG	Harvey Whiten, S
Darrick Bruns, C	Derrick Doggett, LB	Jayson Jean-Baptiste, DE	James Newson, WR	Chaz Scott, LB	Aric Williams, CB
Dallas Buck, S	Dwan Edwards, DT	Danny Kalavi, WR	Joe Newton, TE	Chris Scott, DT	Justin Williams, CB
Gabe Button, TE	Tim Euhus, TE	Brian Kilkenny, OT	Doug Nienhuis, OT	Richard Seigler, LB	Brent Wismer, K
Brandon Catanese, DB	Kenny Farley, WR	Paul Kirwan, QB	Kelly Phelps, LB	Alexis Serna, K	Ross Wopat, K
Colt Charles, QB	Sean Fong, DB	Adam Koets, OT	Sabby Piscitelli, SS	Ben Siegert, DT	Dwight Wright, TB
Brad Ching, WR	Naymon Frank, DE	Jeff Kruskamp, TE	Jonathan Pollard, LB	Alvin Smith, DT	Patrick Wu, OT
Keller Christensen, LB	Jason Fryda, OG	Seth Facya, LB	Brandon Powers, WR	Scott Smith, TE	Kirk Ylioniemi, K
Cole Clasen, WR	Phil Ghilarducci, WR	Gerard Lawson, CB	Jake Pratt, OT	Olaniyi Sobomehin, TB	
Brandon Cobb, DB	George Gillett, WR	Scott Lawson, WR	Brandon Robinson, WR	Arcaudius St. Laurent, WR	



BOWL GAME SUMMARIES

Insight Bowl — 2002

Pittsburgh 38, Oregon State 13

December 26, 2002 — Bank One Ballpark, Phoenix, Ariz.

Weather — 46 degrees, Clear, Wind Calm

PHOENIX, Ariz. — What a difference a half makes.

After heading to the locker room following the first half tied 10-10 with the No. 24 ranked Pittsburgh Panthers, things fell apart for Oregon State in the second half. The Beavers wound up dropping a 38-13 decision to Pitt at the Insight Bowl before 40,533 fans at Bank One Ballpark.

Despite the defeat, it was another very successful season for Oregon State. The Beavers made their third trip in four years to a bowl game and OSU finished the season with eight victories (8-5), which tied for the fourth most season wins in school history.

Pittsburgh opened the scoring by taking the opening kickoff and moving 69 yards in six plays to score when wide receiver Larry Fitzgerald made a diving finger tip reception of a 40-yard touchdown pass from Rod Rutherford with 11:50 left in the quarter. The Panther touchdown amounted to only the third offensive TD allowed by the Beavers' defense during the first quarter of play in the 2002 season.

Oregon State bounced right back with a quick touchdown of its own to quickly tie the contest. It took the Beavers less than two minutes to knot the score at 7-7. OSU moved 72 yards in only three plays. On a second-down play from the OSU 35-yard line, the Beavers' **James Newson** caught a quick pass from **Derek Anderson** and appeared to be tackled after about a 10-yard gain. Instead, Newson's knee did not go down and he broke free for a 65-yard TD run down the sideline to tie the game.

Neither team had a scoring threat again until the second quarter. On OSU's fourth possession of the game, the Beavers drove from their own 10 to Pitt's 32 where the drive stalled. **Kirk Ylioniemi** then booted a 50-yard field goal to give OSU a 10-7 lead with 7:56 left in the half. For Ylioniemi, the 50-yard field goal matched his career long successful kick.

It appeared OSU would take its 10-7 lead to the locker room, but a great play by Pitt's special teams of downing a punt on OSU's 3-yard line led to an eventual field goal. Unable to move away from the goal line, the Beavers' **Carl Tobey** punted from the end zone and Pitt got the ball at OSU's 32-yard line with 1:07 to play. Pitt reached OSU's 27-yard line and David Abdul booted a 45-yard field goal as time ran out in the first half.

Pitt's Tez Morris intercepted an Anderson pass during OSU's first possession of the second half and returned the pick 37 yards to the OSU 23-yard line to change the entire momentum of the game. It was the only interception thrown by Anderson. Three plays later Rutherford scored on a 1-yard run for a 17-10 Panther lead.

The backbreaker for OSU came later in the third quarter when the Panthers' Shawn Robinson returned a punt 66 yards for a touchdown to give Pitt a 24-10 lead with 3:26 remaining in the period.

The Beavers had a good chance to get back into the game on their next possession. OSU moved from its own 30 to the Pitt 7-yard line for first and goal. However, Anderson got sacked on first down (loss of 7 yards) and the Beavers were held to a 31-yard field goal by Ylioniemi. The field goal by Ylioniemi was his 15th consecutive successful boot of the season, which tied the OSU career record.

Pittsburgh added a pair of touchdowns in the fourth quarter when the Beavers gave the Panthers great field position as a result of failing on a fourth down attempt and a fumble.

One huge problem for OSU in the game was its inability to establish the run. **Steven Jackson** entered the game as the nation's No. 4 leading rusher and the Beavers' season record holder, but he finished the game with only 34 yards.



TEAM STATISTICS

	OSU	PITT
First Downs	20	21
Rushing	3	10
Passing	16	7
Penalty	1	4
Net Rushing	8	117
Net Passing	319	183
Pass Attempts	45	26
Pass Comp.	21	13
Pass INT	1	0
Offensive Plays	77	67
Net Yards	327	300
Fumbles-Lost	2-1	0-0
Penalties-Yards	9-90	7-55
Punts-Yards	6-241	7-287
Punt Returns-Yards	4-26	4-83
Kickoff Returns-Yards	6-152	4-61
Possession Time	29:40	30:20
3rd Down Conversions	8-18	5-13
4th Down Conversions	0-2	0-0
Sacks by - Yards	5-38	3-19

Scoring Summary

	Pittsburgh	Oregon State
Touchdowns	7	3
Field Goals	14	14
Extra Points	-	-
Total Points	38	13

PITT — Larry Fitzgerald 40-yard pass from Rod Rutherford (Abdul kick)
OSU — James Newson 65-yard pass from Derek Anderson (Ylioniemi kick)
OSU — Kirk Ylioniemi 50-yard field goal
PITT — David Abdul 45-yard field goal
PITT — Rod Rutherford 1-yard run (Abdul kick)
PITT — Shawn Robinson 66-yard punt return (Abdul kick)
OSU — Kirk Ylioniemi 31-yard field goal
PITT — Brandon Miree 7-yard run (Abdul kick)
PITT — Tyler Palko 8-yard run (Abdul kick)

Attendance: 40,533

Individual Statistics

Oregon State

Rushing	Att.	NYG	TD	LG
Steven Jackson	19	34	0	9
Dwight Wright	7	22	0	7
Derek Anderson	6	-48	0	0
Totals	32	8	0	9

Passing	Att-Comp-Int	Yds	TD	Lg	Sack
Derek Anderson	45-21-1	319	1	65	3
Totals	45-21-1	319	1	65	3

Receiving	No.	Yds	TD	LG
James Newson	10	165	1	65
Tim Euhus	3	72	0	35
Cole Clasen	2	29	0	19
Shawn Kintner	2	25	0	13
Steven Jackson	2	14	0	9
Kenny Farley	2	14	0	9
Totals	21	319	1	65

Punting	No.	Yds	Avg.	LG	IN 20
Carl Tobey	6	241	40.2	54	1

Kickoff Returns	No.	Yds	LG	TD
Brandon Catanese	5	115	27	0
Calvin Carlyle	1	37	37	0
Totals	6	152	37	0

Punt Returns	No.	Yds	LG	TD
Aric Williams	4	26	18	0
Totals	4	26	18	0

Field Goals: Kirk Ylioniemi 50-yard (Good), 31-yard (Good)

Individual Statistics

Pittsburgh

Rushing	Att.	NYG	TD	LG
Brandon Miree	20	113	1	23
Lousaka Polite	3	11	0	6
Tyler Palko	1	8	1	8
Jawan Walker	2	2	0	3
Team	2	-1	0	0
Tim Murphy	1	-2	0	0
Rod Rutherford	12	-14	1	9
Totals	41	117	3	23

Passing	Att-Comp-Int	Yds	TD	Lg	Sack
Rod Rutherford	26-13-0	183	1	40	5
Totals	26-13-0	183	1	40	5

Receiving	No.	Yds	TD	LG
Larry Fitzgerald	5	88	1	40
Lamar Slade	3	36	0	18
Brandon Miree	2	35	0	26
Marcus Furman	2	17	0	12
Kris Wilson	1	7	0	7
Totals	13	183	1	40

Punting	No.	Yds	Avg.	LG	IN 20
Andy Lee	7	287	41.0	55	4

Kickoff Returns	No.	Yds	LG	TD
Torrie Cox	3	51	31	0
Shawntae Spencer	1	10	10	0
Totals	4	61	31	0

Punt Returns	No.	Yds	LG	TD
Shawn Robinson	4	83	66	0
Totals	4	83	66	0

Field Goals: David Abdul 45-yard (Good)

2002 INSIGHT BOWL ROSTER

Derek Anderson, QB	Mike Hass, WR	Dustin Murray, SS	Dwight Wright, TB
Nick Barnett, LB	Jamaal Jackson, CB	James Newson, WR	Kirk Ylioniemi, PK
Jayson Boyd, WR	Jermaine Jackson, TE	Doug Nienhuis, OT	
Trent Bray, LB	Steven Jackson, TB	Jonathan Pollard, LB	
Nate Brentano, WR	Shamon Jamerson, CB	Terrell Roberts, CB	
Matt Brock, C	Jayson Jean-Baptiste, DE	Tyler Ross, TE	
Travis Brown, WR	Riley Jenkins, TB	Adam Rothenfluh, QB	
Calvin Carlyle, CB	Ryan Kanekeberg, LB	Kanan Sanchez, OG	
Brandon Catanese, FS	Brian Kilkenny, OT	Chaz Scott, LB	
Ryan Casca, PK	Shawn Kintner, WR	Richard Seigler, LB	
Cole Clasen, WR	Mike Kuykendall, OG	Bill Swancutt, DE	
Matt Davis, OG	Seth Lacey, LB	Carl Tobey, P	
Dwan Edwards, DT	James Lee, DT	Seth Trimmer, WR	
Tim Euhus, TE	Pat Loney, TE	Erik Tuma, LB	
Kenny Farley, WR	David Lose, OG	Lawrence Turner, SS	
Josh Farrell, TB	Jason Lowe, LB	Dennis Weathersby, CB	
Peter Gregg, DE	Eric Manning, DT	Jeremy Weldon, DT	
Noah Happe, DE	Mitch Meeuwesen, FS	Aric Williams, CB	



Fiesta Bowl — 2001

Oregon State 41, Notre Dame 9

January 1, 2001 — Sun Devil Stadium, Tempe, Ariz.

Weather — 63 degrees, Clear, W — 5 (West)

TEMPE, Ariz. — Oregon State played its best and most complete football game of the season in routing No. 10 Notre Dame 41-9 in the 30th annual Tostitos Fiesta Bowl in the Beavers' first-ever appearance in a BCS Bowl.

Oregon State totally dominated the Irish from the opening kickoff. The Beavers led only 12-3 at halftime and Notre Dame was fortunate the margin wasn't larger as OSU rolled up 278 yards in the first half, including 246 through the air, to 98 for the Irish.

The Beavers scored on three of their four possessions in the first half. On the one possession OSU did not score, the Beavers drove 83 yards in nine plays, only to be stopped on fourth down at the Notre Dame 1-yard line. **Patrick McCall** was thrown for a 4-yard loss on fourth down as OSU was attempting to stretch its 6-0 lead. As it was, the Beavers took only four plays to score on their next possession, which started at their 10-yard line. After a 14-yard pass to **T.J. Houshmandzadeh** and a 2-yard run by **Ken Simonton**, **Jonathan Smith** connected on a 74-yard TD pass to **Chad Johnson** boosting OSU's lead to 12-0.

Notre Dame had generated only eight yards in total offense on six offensive plays in the first quarter, a quarter dominated by the aggressive Beaver defense.


It took a major mistake by OSU for Notre Dame to avoid being shut out in the first half. The Beavers had the Irish pinned on their own 2-yard line facing a third down-and-31 situation. OSU forced an incomplete pass, but the Beavers' **Calvin Carlyle** was flagged for a late hit on the play and the 15-yard personal foul carried an automatic first down. The Irish took advantage of the break and marched to OSU's 12-yard line before kicking a 29-yard field goal as time expired in the first half.

The third quarter will be remembered forever by Beaver fans, as OSU pummeled Notre Dame with a 29-point blitzkrieg. It all started innocently enough as the Irish forced the Beavers to punt for the first time in the contest after holding OSU on the opening series. The floodgates opened after that. In the span of eight minutes the Beavers accounted for 29 points.

On Notre Dame's first possession of the second half, **Darnell Robinson** sacked Irish quarterback **Matt LoVecchio** on second down and forced a fumble in the process. Two plays later Smith connected on a 23-yard TD pass to Houshmandzadeh. Next came a bizarre punt return for a TD as Houshmandzadeh returned a Notre Dame punt from OSU's 27, was hit at the 50 and fumbled, only to have teammate **Terrell Roberts** field the ball in the air and race 45 yards for a TD.

Smith passed 4-yards to Johnson for another score and **Ken Simonton**, who had 85 yards rushing on 18 carries, scored the final Beaver TD on a 4-yard run.

Smith was named the Offensive Player of the Game after completing 16 of 24 passes for 305 yards and 3 touchdowns. Robinson was named the Defensive Player of the Game after recording seven tackles, a sack, two tackles for loss, a pass breakup and a pass interception.



TEAM STATISTICS

	OSU	ND
First Downs	20	18
Rushing	7	5
Passing	12	7
Penalty	1	6
Net Rushing	127	17
Net Passing	319	138
Pass Attempts	25	33
Pass Comp.	17	13
Pass INT	0	2
Offensive Plays	64	70
Net Yards	446	155
Fumbles-Lost	3-1	2-1
Penalties-Yards	18-174	7-42
Punts-Yards	3-117	6-249
Punt Returns-Yards	4-106	2-(-1)
Kickoff Returns-Yards	1-12	6-146
Possession Time	29:47	30:13
3rd Down Conversions	5-13	4-15
4th Down Conversions	1-2	0-2
Sacks by - Yards	5-42	3-15

Scoring Summary

	0	3	0	6	-	9
Notre Dame						
Oregon State	3	9	29	0	-	41

OSU — Ryan Cesca 32-yard field goal
 OSU — Ryan Cesca 29-yard field goal
 OSU — Chad Johnson 74-yard pass from Jonathan Smith (pass failed)
 ND — Nick Setta 29-yard field goal
 OSU — T.J. Houshmandzadeh 23-yard pass from J. Smith (Cesca kick)
 OSU — Terrell Roberts 45-yard punt return (Cesca kick)
 OSU — C. Johnson 4-yard pass from J. Smith (Prescott pass from Smith)
 OSU — Ken Simonton 4-yard run (Cesca kick)
 ND — Tony Fisher 1-yard run (Setta kick)

Attendance: 75,428

Individual Statistics

Oregon State

Rushing	Att.	NYG	TD	LG
Ken Simonton	18	85	1	17
Antonio Battle	8	32	0	16
Patrick McCall	10	25	0	12
Nick Stremick	1	-2	0	0
Jonathan Smith	2	-13	0	0
Totals	39	127	1	17

Passing	Att-Comp-Int	Yds	TD	Lg	Sack
Jonathan Smith	24-16-0	305	3	74	2
Nick Stremick	1-1-0	14	0	14	1
Totals	25-17-0	319	3	74	3

Receiving	No.	Yds	TD	LG
T.J. Houshmandzadeh	6	74	1	23
Chad Johnson	4	93	2	74
Marty Maurer	3	82	0	30
Robert Prescott	2	41	0	25
Patrick McCall	1	15	0	15
James Newson	1	14	0	14
Totals	17	319	3	74

Punting	No.	Yds	Avg.	LG	IN 20
Mike Fessler	3	117	43.0	43	2

Kickoff Returns	No.	Yds	LG	TD
Ricky Walker	1	12	12	0
Totals	1	12	12	0

Punt Returns	No.	Yds	LG	TD
T.J. Houshmandzadeh	4	61	23	0
Terrell Roberts	0	45	45	1
Totals	4	106	45	1

Field Goals: Ryan Cesca 32-yard (Good), 29-yard (Good)

Individual Statistics

Notre Dame

Rushing	Att.	NYG	TD	LG
Julius Jones	13	30	0	12
Terrance Howard	8	28	0	9
Tony Fisher	5	9	1	9
Tom Lopienski	1	0	0	0
Joey Getherall	1	-1	0	0
Matt LoVecchio	9	-49	0	7
Totals	37	17	1	12

Passing	Att-Comp-Int	Yds	TD	Lg	Sack
Matt LoVecchio	33-13-2	138	0	40	5
Totals	33-13-2	138	0	40	5

Receiving	No.	Yds	TD	LG
David Givens	4	23	0	13
Javin Hunter	3	57	0	40
Dan O'Leary	2	36	0	26
Tony Fisher	2	2	0	2
Joey Getherall	1	10	0	10
Julius Jones	1	10	0	10
Totals	13	138	0	40

Punting	No.	Yds	Avg.	LG	IN 20
Joey Hildbold	6	249	41.5	47	2

Kickoff Returns	No.	Yds	LG	TD
Julius Jones	4	88	31	0
Tony Driver	1	35	35	0
Javin Hunter	1	23	23	0
Totals	6	146	35	0

Punt Returns	No.	Yds	LG	TD
Joey Getherall	2	-1	0	0
Totals	2	-1	0	0

Field Goals: Nick Setta 29-yard (Good)

2001 FIESTA BOWL ROSTER

Junior Adams, WR
 James Allen, LB
 Ryan Atkinson, DT
 Nick Barnett, LB
 Antonio Battle, TB
 Nate Brentano, WR
 Matt Brock, C
 Greg Brown-Davis, LB
 Turner Byrd, WR
 Calvin Carlyle, FS
 Terrence Carroll, SS
 Ryan Cesca, PK
 Jake Cookus, SS
 Jared Cornell, OG
 Paul Davidian, OG
 Lee Davis, OT
 Matt Davis, OG
 Keith DiDomenico, OG

Dwan Edwards, DT
 Robbie Engenius, DT
 Tim Euhus, TE
 Mike Fessler, P
 Steve Frketch, OG
 Samuel Gage, CB
 Brad Gerry, DB
 Chris Gibson, C
 George Gillett, WR
 DeLawrence Grant, DE
 Terrance Gray, CB
 Peter Gregg, DL
 Jason Haas, C
 Jarvez Hall, OL
 Noah Happe, LB
 Mike Havens, DL
 Keith Heyward-Johnson, CB
 Aaron Hill, WR

Shayne House, QGB
 T.J. Houshmandzadeh, WR
 LaDairis Jackson, DE
 Jason Jacobs, FS
 Shamon Jamerson, CB
 Dustin Janz, OL
 Riley Jenkins, WR
 Bennie Johnson, TE
 Chad Johnson, WR
 Greg Jones, LB
 Ryan Kanekeberg, QB
 Colin Kealoha, OL
 Brian Kilkenny, OT
 Shawn Kintner, WR
 Mike Kuykendall, OT
 Seth Lacey, LB
 Pat Loney, TE
 David Lose, DT

Eric Manning, DT
 Robert Marthaller, SS
 Marty Maurer, TE
 Patrick McCall, TB
 Tyler McClaughey, OG
 Mitch Meeuwssen, SS
 Tevita Moala, LB
 Eric Mobley, FS
 Ron Monteih, WR
 Tim Murdock, LB
 James Newson, WR
 Doug Nienhuis, OT
 Charles O'Neal, DT
 Sefa O'Reilly, DE
 Mike Payton, WR
 Ryan Petersen, WR
 Jonathan Pollard, LB
 Robert Prescott, WR

Terrell Roberts, SS
 Darnell Robinson, LB
 Tyler Ross, TE
 Kyle Rosselle, DE
 Adam Rothenfluh, QB
 Dan Rothwell, DE
 Kanan Sanchez, OG
 Vincent Sandoval, OT
 Luke Scott, DB
 Richard Seigler, MLB
 Ken Simonton, TB
 Jonathan Smith, QB
 Paul Soto, DL
 Matt Stanwood, PK
 Nick Stremick, QB
 Robert Sykes, OG
 Johan Thomas, CB
 Tyler Thomas, QB

Carl Tobey, P
 Daniel Torres, DT
 Sanders Trent, WR
 Seth Trimmer, WR
 Brian Tulikihinfo, DE
 Erik Tuma, LB
 Casey Walelich, LB
 Ricky Walker, CB
 Mark Walsh, TE
 Dennis Weathersby, CB
 Mike White, PK
 Mitch White, OT
 Aric Williams, CB
 Aaron Wright, SS
 Dwight Wright, TB
 Kirk Yliniemi, PK



BOWL GAME SUMMARIES

O'ahu Bowl — 1999

Hawai'i 23, Oregon State 17

December 24, 1999 — Aloha Stadium, Honolulu, Hawai'i

Weather — 79 degrees, Fair, W - 15-25 (South-Southwest)

HONOLULU, Hawai'i — Oregon State fans invaded the Islands in mass as the program made its first bowl appearance since January of 1965. The Beavers had the unenviable chore of playing the University of Hawai'i Rainbow Warriors in the O'ahu Bowl at UH's home field — Aloha Stadium.

Oregon State looked like it was on its way to its first postseason victory since the 1962 Liberty Bowl, when it took its first possession 79 yards in 10 plays to score on **Ken Simonton's** 1-yard run with 8:23 left in the opening quarter. He rushed for 30 yards on OSU's first play from scrimmage and accounted for 40 yards on the first TD drive.

OSU got a big break late in the first period and didn't capitalize on the opportunity, which might have been one of the big plays of the game. OSU had to punt on its second possession and UH's Avion Weaver fumbled after a hit by **Terrence Carroll**, who also recovered the ball at the Hawai'i 14-yard line. The Beavers were unable to move the ball and **Ryan Cesca's** 42-yard field goal sailed right, seemingly giving Hawai'i new confidence.

Hawai'i took advantage of OSU's only turnover of the game to get on the scoreboard. **Jonathan Smith** fumbled a snap from center at the Beavers' 24 yard line. The Rainbows were stopped at the 8-yard line and settled for a 26-yard field goal by Eric Hannum. Hawai'i tried an onside kick following the field goal, but the Beavers recovered for great field position at the Hawai'i 49.

Once again, Cesca missed on a field goal attempt from 31 yards out. The Warriors took over on their own 20 and put together their only long drive of the game, moving 80 yards in eight plays to score on a 9-yard pass from Dan Robinson to Channon Harris, putting Hawai'i up 10-7. OSU tied the contest on the final play of the first half, a 37-yard field goal by Cesca, following an interception by **Calvin Carlyle**.

Hawai'i scored 10 points in the third quarter and the Beavers were held scoreless as they could not sustain a drive. The Rainbows moved out to a 23-10 lead with 2:58 left in the game on a 35-yard field goal by Hannum and appeared to have the game locked up at that point. However, OSU's offense finally caught fire and Smith moved the Beavers 81 yards in 10 plays in only 1:31 elapsed time as Simonton scored on a 13-yard draw play to narrow the margin to 23-17.

Then, the biggest play of the game occurred following the Beaver touchdown. OSU executed an onside kick and **Roddy Tompkins** recovered at the Hawai'i 48. But, an official threw a flag indicating the Beavers had not lined up properly and voided the recovery. The next onside kick went out of bounds and Hawai'i was able to run out the remaining 1:27.

Simonton was named OSU's outstanding player of the game after rushing for 157 yards, scoring two touchdowns and accounting for 182 all-purpose yards.



TEAM STATISTICS

	OSU	UH
First Downs	24	21
Rushing	12	5
Passing	12	11
Penalty	0	5
Net Rushing	169	83
Net Passing	269	266
Pass Attempts	40	40
Pass Comp.	19	23
Pass INT	0	1
Offensive Plays	75	64
Net Yards	438	349
Fumbles-Lost	3-1	3-1
Penalties-Yards	14-138	9-88
Punts-Yards	6-216	4-163
Punt Returns-Yards	3-2	4-25
Kickoff Returns-Yards	6-79	1-18
Possession Time	31:09	28:51
3rd Down Conversions	6-16	5-14
4th Down Conversions	1-1	0-1
Sacks by - Yards	0-0	6-30

Scoring Summary

	0	10	10	3	-	23
Hawai'i						
Oregon State	7	3	0	7	-	17

OSU — Ken Simonton 1-yard run (Cesca kick)
 UH — Eric Hannum 26-yard field goal
 UH — Channon Harris 9-yard pass from Dan Robinson (Hannum kick)
 OSU — Ryan Cesca 37-yard field goal
 UH — Channon Harris 30-yard pass from Dan Robinson (Hannum kick)
 UH — Eric Hannum 22-yard field goal
 UH — Eric Hannum 35-yard field goal
 OSU — Ken Simonton 13-yard run (Cesca kick)

Attendance: 40,974

Individual Statistics

Oregon State

Rushing	Att.	NYG	TD	LG
Ken Simonton	18	157	2	43
Antonio Battle	6	19	0	7
Jonathan Smith	11	-7	0	18
Totals	35	169	2	43

Passing	Att-Comp-Int	Yds	TD	Lg	Sack
Jonathan Smith	40-19-0	269	0	46	6
Totals	40-19-0	269	0	46	6

Receiving	No.	Yds	TD	LG
Imani Percoats	5	67	0	26
Robert Prescott	4	61	0	29
Ken Simonton	3	25	0	12
T.J. Houshmandzadeh	2	53	0	46
Shawn Kintner	2	27	0	21
Marty Maurer	1	16	0	16
Monjero Jones	1	14	0	14
Roddy Tompkins	1	6	0	6
Totals	19	269	0	46

Punting	No.	Yds	Avg.	LG
Mike Fessler	6	216	36.0	44

Kickoff Returns	No.	Yds	LG	TD
Robert Prescott	4	62	19	0
Ricky Walker	1	17	17	0
Jake Cookus	1	0	0	0
Totals	6	79	19	0

Punt Returns	No.	Yds	LG	TD
T.J. Houshmandzadeh	3	2	6	0
Totals	3	2	6	0

Field Goals: Ryan Cesca 42-yard (Missed), 47-yard (Blocked), 37-yard (Good)

Individual Statistics

Hawai'i

Rushing	Att.	NYG	TD	LG
Avion Weaver	18	84	0	17
Afatia Thompson	1	3	0	3
Craig Stutzman	2	2	0	3
Dan Robinson	3	-6	0	0
Totals	24	83	0	17

Passing	Att-Comp-Int	Yds	TD	Lg	Sack
Dan Robinson	40-23-1	266	2	30	0
Totals	40-23-1	266	2	30	0

Receiving	No.	Yds	TD	LG
Channon Harris	5	81	2	30
Avion Weaver	5	65	0	25
Craig Stutzman	4	50	0	27
Ashley Lelie	4	43	0	24
Dwight Carter	4	29	0	12
Attrice Brooks	1	-2	0	0
Totals	23	266	2	30

Punting	No.	Yds	Avg.	LG
Chad Shrout	4	163	40.8	45

Kickoff Returns	No.	Yds	LG	TD
Ricky Lumford	1	18	18	0
Totals	1	18	18	0

Punt Returns	No.	Yds	LG	TD
Justin Colbert	3	24	12	0
Ricky Lumford	1	1	1	0
Totals	4	25	12	0

Field Goals: Eric Hannum 26-yard (Good), 22-yard (Good), 35-yard (Good)

1999 O'AHU BOWL ROSTER

Junior Adams, WR	Jared Cornell, OL	Keith Heyward-Johnson, CB	Eric Manning, DT	Darnell Robinson, LB	Carl Tobey, P
James Allen, LB	Paul Davidson, OL	Aaron Hill, WR	Robert Marthaller, FS	Tyler Ross, TE	Roddy Tompkins, WR
Ryan Atkinson, DE	Matt Davis, OG	Shayne House, QB	Marin Maurer, TE	Kyle Rosselle, DE	Daniel Torres, DE
Clint Autry, CB	Keith DiDomenico, C	T.J. Houshmandzadeh, WR	Patrick McCall, TB	Dan Rothwell, DT	Seth Trimmer, WR
Shawn Ball, DT	Dwan Edwards, DE	Jonathan Jackson, LB	Tyler McClaughey, OL	Vincent Sandoval, OL	Brian Tulikihifo, DT
Nick Barnett, SS	Robbie Enghusen, OT	DaDairis Jackson, DE	Tevita Moala, LB	Richard Seigler, LB	Erik Tuma, LB
Antonio Battle, RB	Tim Euhus, TE	Jason Jacobs, FS	Eric Mobley, TB	Richard Shepherd, PK	Casey Walelich, LB
Brandon Boice, LB	Mike Fessler, P	Shamon Jamerson, CB	Micah Moore, LB	Ken Simonton, TB	Ricky Walker, CB
Nate Brentano, WR	Steve Frketch, OG	Dustin Janz, OL	Matt Moore, DL	Jonathan Smith, QB	Mark Walsh, TE
Greg Brown-Davis, LB	Samuel Gage, SS	Bennie Johnson, TE	Tim Murdick, LB	Matt Smith, DB	Dennis Weathersby, CB
Terrance Bryant, OT	Chris Gibson, OL	Monjero Jones, WR	James Newson, WR	Chad Sorenson, WR	Aaron Wells, DT
Turner Byrd, WR	DeLawrence Grant, DE	Colin Kealoha, OL	Charles O'Neal, DT	Matt Stanwood, PK	Isaac White, LB
Calvin Carlyle, SS	Terrance Gray, CB	Brian Kilkenny, OL	Sefa O'Reilly, LB	Nick Stremick, QB	Jason White, OT
Terrence Carroll, FS	Peter Gregg, LB	Shawn Kintner, WR	Imani Percoats, WR	David Swopes, TB	Mike White, PK
Ryan Cesca, PK	Todd Grussmeyer, WR	Aaron Koch, OG	Greg Petty, TE	Robert Sykes, DE	Mitch White, OT
Mark Christensen, OG	Hashim Hall, TB	Mike Kuykendall, OT	Robert Prescott, WR	Toale Talaitaina, DE	Aaron Wright, FS
Jake Cookus, SS	Noah Happe, DL	David Lose, DT	Jarrod Reed, OL	Robert Theus, OG	
Rory Cordial, QB	Jason Haas, OL	Paul Luoma, DT	Terrell Roberts, CB	Tyler Thomas, QB	



Rose Bowl — 1965

Michigan 34, Oregon State 7

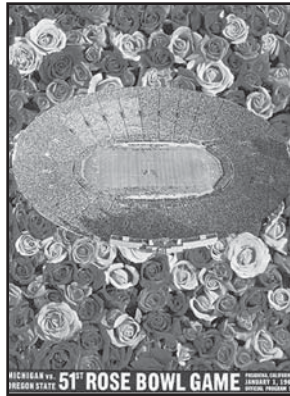
January 1, 1965 — Rose Bowl, Pasadena, Calif.

Despite this visual evidence to the contrary, the Rose Bowl can be anything but a bed of roses. Oregon State found that out on January 1, 1965, losing to Michigan 34-7. The No. 8-ranked Beavers had gone into the game as 11-point underdogs to the No. 4-ranked Wolverines, but OSU did go into the game with some optimism.

Early on, Oregon State looked like it might pull off a stunner. After a scoreless first quarter, the Beavers took a 7-0 lead on a **Doug McDougal** 5-yard pass from **Paul Brothers**, but Michigan led 12-7 at halftime and the lead would grow.

Leading up to the game, there was controversy. When OSU and Oregon rejoined the Athletic Association of Western Universities for the 1964 season, schools didn't have time to juggle their schedules for a full round-robin slate of conference games. The Beavers and USC both finished with 3-1 records in league play, the selection of the Rose Bowl representative was left up to a vote of the conference's faculty athletic representatives; OSU had an 8-2 overall mark to USC's 7-3. The decision didn't sit well with many in and around Los Angeles and the Beavers took quite a bit of grief from the press and public during their visit.

Oregon State head coach **Tommy Prothro** left the school shortly after the game to become the head coach at UCLA.



OSU LINEUP

Offense	
LE	Bob Grim, Scott Miller
LT	Bill Stellmacher, Ken Brusven
LG	Warren Cole, Norm Winton, Joe Heacock
C	Hoyt Keeney, Rockne Freitas, Doug Suckling
RG	Al Funston, Jerry Neil
RT	Rich Koeper, Jim Wilkin
TE	Doug McDougal, Len Frketch, Tom Coccione, Mike Sullivan
QB	Paul Brothers, Gordon Queen
LH	Cliff Watkins, Charlie Shaw, Marv Crowston
RH	Olvin Moreland
FB	Booker Washington
K	Steve Clark

Defense

LE	Greg Hartman, Thurman Bell
LT	Dennis Rozario, Ron Aarts
DG	Dave Gould
DG	Doug John
RT	George Carr
RE	Al East
LB	Jack O'Billovich
LB	Dick Ruhl
LHB	Tom Osmer
S	Dan Espalin
RHB	Jim Smith

Coaching Staff Head Coach Tommy Prothro, Bob Zelinka, Ron Siegrist, Bobb McKittrick, Joe Francis, John Cooper, Jerry Long

Scoring Summary

Michigan	0	12	15	7	-	34
Oregon State	0	7	0	0	-	7

- OSU - Doug McDougal 5-yard pass from Paul Brothers (Clark kick)
- UM - Mel Anthony 84-yard run (kick failed)
- UM - Carl Ward 43-yard run (pass failed)
- UM - Mel Anthony 1-yard run (Timberlake run)
- UM - Mel Anthony 7-yard run (Timberlake run)
- UM - Bob Timberlake 24-yard run (Sygar kick)

Attendance: 100,423

Individual Statistics

Oregon State

Rushing	Att.	NYG	TD	LG
Charlie Shaw	4	28	0	14
Cliff Watkins	8	24	0	8
Booker Washington	3	15	0	14
Gordon Queen	4	0	0	12
Paul Brothers	12	-3	0	11
Totals	31	64	0	14

Passing	Att-Comp-Int	Yds	TD	Lg
Paul Brothers	17-9-0	89	1	43
Gordon Queen	16-10-0	90	0	42
Totals	33-19-0	179	1	43

Receiving	No.	Yds	Avg	TD
Olvin Moreland	4	29	7.3	0
Cliff Watkins	3	43	14.3	0
Bob Grim	3	42	14.0	0
Scott Miller	3	21	7.0	0
Len Frketch	2	23	11.5	0
Charlie Shaw	1	8	8.0	0
Doug McDougal	1	5	5.0	1
Mike Sullivan	1	5	5.0	0
Marv Crowston	1	2	2.0	0
Totals	19	269	9.5	1

Punting	No.	Yds	Avg.
Len Frketch	9	392	43.5

Kickoff Returns	No.	Yds	Avg.	TD
Cliff Watkins	3	64	26.3	0
Booker Washington	1	17	17.0	0
Len Frketch	1	8	8.0	0
Totals	5	89	17.8	0

Punt Returns	No.	Yds	Avg.	FC
Dan Espalin	0	0	0	2
Totals	0	0	0	2

Individual Statistics

Michigan

Rushing	Att.	NYG	TD	LG
Mel Anthony	13	123	3	84
Carl Ward	10	88	1	43
Bob Timberlake	12	57	1	24
David Fisher	5	30	0	12
James Detwiler	5	16	0	7
Richard Sygar	1	8	0	8
Louis Lee	1	5	0	5
Richard Wells	1	3	0	3
Richard Volk	1	1	0	1
Wallace Gabier	1	1	0	1
Barry Dehlin	1	0	0	0
Totals	51	332	5	84

Passing	Att-Comp-Int	Yds	TD	Lg
Bob Timberlake	10-7-0	77	0	34
Forest Evashevski	1-1-0	6	0	6
Totals	11-8-0	83	0	34

Receiving	No.	Yds	Avg.	TD
John Henderson	4	34	8.5	0
James Detwiler	1	30	30.0	0
Ben Farabee	1	8	8.0	0
Craig Kirby	1	6	6.0	0
Mel Anthony	1	5	5.0	0
Totals	8	83	10.4	0

Punting	No.	Yds	Avg.
Stanley Kemp	5	168	33.6

Kickoff Returns	No.	Yds	Avg.	TD
James Detwiler	1	28	28.0	0
Carl Ward	1	20	20.0	0
Totals	2	48	24.0	0

Punt Returns	No.	Yds	Avg.	FC
Richard Sygar	6	50	8.3	0
Robert Mielke	1	24	24.0	0
Richard Rindfuss	1	11	11.0	0
Totals	8	85	10.6	0

1965 ROSE BOWL ROSTER

- Ron Aarts, tackle, Riverside, Calif., 6-4, 206
- Thurman Bell, end, Fresno, Calif., 6-0, 182
- Paul Brothers, back, Roseburg, 6-1, 181
- Ken Brusven, tackle, Redwood City, Calif., 6-3, 223
- George Carr, tackle, Los Angeles, Calif., 6-2, 198
- Steve Clark, kicker, Springfield, 6-2, 210
- Tom Coccione, end, Kirkland, Wash., 6-0, 175
- Warren Cole, guard, Stockton, Calif., 6-1, 207
- Marv Crowston, back, Vermonia, 6-0, 179
- Al East, end, Portland, 5-10, 181
- Dan Espalin, back, Wilmington, Calif., 5-9, 173
- Rockne Freitas, center, Honolulu, Hawaii, 6-6, 259
- Len Frketch, end, Chino, Calif., 6-3, 212
- Al Funston, guard, Medford, 5-8, 179
- Jim Godfrey, linebacker, Portland, 6-3, 196
- Dave Gould, guard, North Bend, 6-0, 215
- Bobby Grim, end, Red Bluff, Calif., 6-0, 176
- Greg Hartman, end, Independence, 6-1, 178
- Joel Heacock, guard, Springfield, 6-1, 188
- Doug John, guard, Roseburg, 6-2, 236
- Hoyt Keeney, center, Portland, 6-2, 202
- Rich Koeper, tackle, Redwood City, Calif., 6-4, 246
- Russ Kuhns, linebacker, Aberdeen, Wash., 5-10, 200
- Doug McDougal, end, Portland, 6-4, 222
- Scott Miller, end, Kelso, Wash., 6-4, 205
- Olvin Moreland, end, Los Angeles, Calif., 5-10, 180
- Jerry Neil, guard, Sacramento, Calif., 6-2, 200
- Jack O'Billovich, linebacker, Butte, Mont., 6-0, 210
- Tim Osmer, back, San Jose, Calif., 6-1, 175
- Pete Pifer, back, Ridgecrest, Calif., 5-10, 206
- Gordon Queen, back, Richmond, Calif., 6-1, 185
- Dennis Rozario, tackle, Hayward, Calif., 6-0, 204
- Dick Ruhl, linebacker, Heppner, 6-1, 203
- Lew Scott, end, West Conshohocken, Pa., 5-11, 159
- Charlie Shaw, back, Santa Ana, Calif., 6-0, 198
- Dan Sieg, back, Medford, 5-8, 175

- Jim Smith, back, Sacramento, Calif., 6-0, 167
- Bill Stellmacher, tackle, Albany, 6-0, 222
- Doug Suckling, center, Vancouver, Wash., 6-2, 206
- Mike Sullivan, end, Kennewick, Wash., 6-4, 207
- Wayne Valley, guard, San Leandro, Calif., 6-4, 238
- Booker Washington, back, Los Angeles, Calif., 5-10, 193
- Cliff Watkins, back, Modesto, Calif., 5-10, 185
- Jim Wilkin, tackle, Red Bluff, Calif., 6-0, 220
- Norm Winton, guard, Vancouver, B.C., 6-3, 235



BOWL GAME SUMMARIES

Liberty Bowl — 1962

Oregon State 6, Villanova 0

December 15, 1962 — Philadelphia, Pa.


Weather — 17 degrees

With the temperature 17 degrees at kickoff, only 17,048 fans made their way to the enormous arena on the south side to see the No. 17-ranked Beavers beat hometown Villanova 6-0. Wrote the late George Pasero of *The Oregon Journal*: "The Liberty Bowl was televised, of course, with an estimated audience of 27 million in saloons and living rooms a lot more comfortable than the 17,048 human ice cakes who attended."

Both teams switched from cleats to tennis shoes prior to the game due to frozen footing.

The only score came on Terry Baker's 99-yard run with 9:54 left in the first quarter, and Oregon State spent the rest of the afternoon holding off the Wildcats. OSU's undersized line was pushed around between the 20-yard lines and Villanova outgained the Beavers 309-299, but Oregon State came up with four fumbles and two interceptions.

Baker wasn't all of Oregon State's offense, but it was close. He rushed for 137 yards and passed for 123. His performance clinched his Heisman Trophy.



OSU LINEUP

LE	Vern Burke, Paul Seale, Scott Miller
LT	Jim Funston, Joe Bonilla
LG	George Gnos, Rick Nelson, Warren Cole
C	Dick DeBisschop, Hoyt Keeney, John Farrell
RG	Ross Cariaga, Don Doman, Al Funston
RT	Jerry Neil, Tim Holley, Rich Koeper
RE	Fred Jones, Len Frketch, Doug McDougal
QB	Terry Baker, Rich Brooks
LH	Dan Espalin, Dick Jones, Jim Sinyard
RH	Dan Sieg, Olvin Moreland
FB	Bruce Williams, Booker Washington, Dick Ruhl
Coaching Staff	Head Coach Tommy Prothro, Bob Watson, Bobb McKittrick, Ron Siegrist, Bob Zelinka, Bob Gambold, Jerry Long

Scoring Summary

Oregon State	6	0	0	0	-	6
Villanova	0	0	0	0	-	0

OSU — Terry Baker 99-yard run (pass failed)

Attendance: 17,048

Individual Statistics

Oregon State

Rushing	Att.	NYG	TD
Terry Baker	13	137	1
Booker Washington	7	21	0
Bruce Williams	4	12	0
Dick Jones	1	9	0
Dan Sieg	1	1	0
Dan Espalin	4	-4	0
Totals	30	176	1

Passing	Att-Comp-Int	Yds	TD
Terry Baker	21-9-0	123	0
Totals	21-9-0	123	0

Receiving	No.	Yds	Avg.	TD
Len Frketch	3	43	14.3	0
Vern Burke	3	33	11.0	0
Dan Espalin	1	17	17.0	0
Olvin Moreland	1	17	17.0	0
Dan Sieg	1	13	13.0	0
Totals	9	123	13.7	0

Punting	No.	Yds	Avg.
Terry Baker	4	130	32.5
Rich Brooks	1	40	40.0
Totals	5	170	34.0

Kickoff Returns	No.	Yds	Avg.	TD
Dan Espalin	1	20	20.0	0
Totals	1	20	20.0	0

Punt Returns	No.	Yds	Avg.	TD
Dan Espalin	1	0	0.0	0
Totals	1	0	0.0	0

Individual Statistics

Villanova

Rushing	Att.	NYG	TD
Billy Joe	14	66	0
Lou Rettino	12	49	0
Jim Thomas	9	46	0
Larry Glueck	5	33	0
Richie Richman	8	20	0
Jack Boyle	4	19	0
Bob Merendo	4	18	0
Ted Aceto	3	-5	0
Totals	59	246	0

Passing	Att-Comp-Int	Yds	TD
Ted Aceto	8-5-1	61	0
Richie Richman	2-1-1	2	0
Totals	10-6-2	63	0

Receiving	No.	Yds	Avg.	TD
Mike Delane	1	22	22.0	0
Jack Clifford	1	19	19.0	0
Jim Thomas	1	8	8.0	0
Richie Richman	1	8	8.0	0
Billy Joe	1	4	4.0	0
Bob Merendo	1	2	2.0	0
Totals	6	63	10.5	0

Punting	No.	Yds	Avg.
Bill Sherlock	3	124	41.3

Kickoff Returns	No.	Yds	Avg.	TD
Jack Boyle	1	21	21.0	0
Jack McDonald	1	0	0.0	0
Totals	2	21	10.5	0

Punt Returns	No.	Yds	Avg.	TD
Larry Glueck	3	0	0.0	0
Totals	3	0	0.0	0



Terry Baker's 99-yard run was the only score in the 1962 Liberty Bowl.

1962 LIBERTY BOWL ROSTER

Tim Ankersen, center, Buena Park, Calif., 5-10, 178	Fred Jones, end, Oroville, Calif., 5-10, 181
Terry Baker, back, Portland, 6-3, 191	Hoyt Keeney, center, Portland, 6-2, 194
Thurman Bell, end, Fresno, Calif., 5-11, 171	Rich Koeper, tackle, Redwood City, Calif., 6-4, 225
Joe Bonilla, tackle, Selma, Calif., 5-10, 201	Doug McDougal, end, Portland, 6-4, 211
Rich Brooks, back, Grass Valley, Calif., 5-11, 172	Fred Miller, tackle, Stockton, Calif., 5-11, 188
Vern Burke, end, Bakersfield, Calif., 6-4 1/2, 188	Scott Miller, end, Kelso, Wash., 6-4 1/4, 194
Ross Cariaga, guard, Fresno, Calif., 5-9, 189	Olvin Moreland, back, Los Angeles, Calif., 5-11, 174
Steve Clark, kicker, Springfield, 6-2, 190	Jerry Neil, tackle, Sacramento, Calif., 6-2, 205
Warren Cole, guard, Stockton, Calif., 6-1, 186	Rick Nelson, guard, Salem, 5-11, 196
Dick DeBisschop, center, San Anselmo, Calif., 6-0, 192	Art O'Grady, back, Wilmington, Calif., 5-10, 187
Ron Doman, guard, Ontario, 5-10, 189	Gordon Queen, back, Berkeley, Calif., 6-1, 181
Dan Espalin, back, Wilmington, Calif., 5-7, 168	Ed Rice, back, Acampo, Calif., 5-9, 175
John Farrell, center, Sacramento, Calif., 6-0, 194	Dick Ruhl, linebacker, Heppner, 6-1, 204
Len Frketch, end, Chino, Calif., 6-3, 195	Paul Seale, end, Vancouver, B.C., 6-3, 196
Al Funston, guard, Medford, 5-9, 182	Dan Sieg, back, Medford, 5-9, 169
Jim Funston, tackle, Medford, 6-0, 210	Jim Sinyard, back, Redding, Calif., 5-10, 168
George Gnos, guard, Novato, Calif., 6-1, 200	Doug Suckling, center, Vancouver, Wash., 6-2, 189
Jeff Harris, tackle, Aberdeen, Wash., 6-1, 201	Booker Washington, back, Los Angeles, Calif., 5-10, 179
Tom Holley, tackle, Burbank, Calif., 6-1, 209	Bruce Williams, back, Auburn, Calif., 6-0, 196
Dick Jones, back, Donora, Pa., 5-8, 166	Mike Youngquist, tackle, Salem, 6-2, 195



Rose Bowl — 1957

Iowa 35, Oregon State 19

January 1, 1957 — Pasadena, Calif.

Oregon State played in its second Rose Bowl game, but its first at the Rose Bowl. The Beavers' previous appearance was in 1942 in the only Rose Bowl not played in Southern California — the game was moved to Durham, N.C. because of World War II.

A crowd of 100,000 witnessed 10th-ranked Oregon State victimized by some early mistakes and the Beavers lost 35-19 to third-ranked Iowa. OSC head coach **Tommy Prothro** and the Beavers had already had one crack at Iowa, losing to the Hawkeyes 14-13 on Iowa's home field in early October; it was the first Rose Bowl to pair teams that had already played during the regular season. Wrote the late George Pasero of *The Oregon Journal* after talking to the Beavers after the game: "All the opinions ended up at the same place. OSC tackling was the worst of the season and no one seemed able to explain why."

Halfback **Joe Francis** rushed for 73 yards and passed for another 130 yards to lead Oregon State's offensive attack. Back **Sterling Hammock** had four receptions for 65 yards.



OSC LINEUP

LE	Norm Thiel, Dwayne Fournier
LT	John Witte, Ernie Zwhalen
LG	John Sniffen, Bobb McKittrick
C	Dick Corrick, Buzz Randall, Spiro Anagnos
RG	Jim Brackins, Vern Ellison
RT	Dave Jesmer, Ted Bates, Ed Rogers
RE	Bob DeGrant, Frank Negri, John Clark
QB	Gerry Laird, Ted Searle, Gary Lukehart
LH	Joe Francis, Paul Lowe, Tony Arana
RH	Earnel Durden, Sterling Hammock, Chuck Marsh, John Owings
FB	Tom Berry, Nub Beamer, Bob Milum
Coaching Staff	Head Coach Tommy Prothro, Clay Stapleton, Bob Watson, Bob Zelinka, John Thomas, Dick Twenge.

Scoring Summary

Oregon State	0	6	6	7	-	19
Iowa	14	7	7	7	-	35

- IOWA — Ken Ploen 49-yard run (Prescott kick)
- IOWA — Collins Hagler 9-yard run (Prescott kick)
- OSC — Tom Berry 3-yard run (kick failed)
- IOWA — Bill Happell 5-yard run (Prescott kick)
- IOWA — Collins Hagler 66-yard run (Prescott kick)
- OSC — Nub Beamer 1-yard run (kick failed)
- IOWA — Jim Gibbons 16-yard pass from Ken Ploen (Prescott kick)
- OSC — Sterling Hammack 35-yard pass from Joe Francis (Beamer run)

Attendance: 100,000

Individual Statistics

Oregon State

Rushing	Att.	NYG	TD	LG
Joe Francis	15	73	0	18
Nub Beamer	7	31	1	12
Earnel Durden	3	25	0	13
Tom Berry	4	20	1	7
Paul Lowe	11	20	0	13
Sterling Hammack	2	-3	0	0
Totals	42	166	2	18

Passing

Att-Comp-Int	Yds	TD
Joe Francis	12-10-0	130 1
Paul Lowe	1-0-0	0 0
Tony Arana	1-0-0	0 0
Totals	14-10-0	130 1

Receiving

No.	Yds	Avg.	TD
Sterling Hammack	4	65	16.3 1
Nub Beamer	2	31	15.5 0
Bob DeGrant	1	14	14.0 0
Bob Berry	1	11	11.0 0
Paul Lowe	1	7	7.0 0
Norm Thiel	1	2	2.0 0
Totals	10	130	9.2 1

Punting

No.	Yds	Avg.
Joe Francis	2	66 33.0
Ted Searle	1	39 39.0
Totals	3	105 35.0

Kickoff Returns

No.	Yds	Avg.	TD
Earnel Durden	2	59	29.5 0
Tom Berry	2	53	26.5 0
Sterling Hammack	1	46	46.0 0
Ted Searle	1	11	11.0 0
Totals	6	169	28.2 0

Punt Returns

No.	Yds	Avg.	TD
Paul Lowe	1	35	35.0 0
Sterling Hammack	1	25	25.0 0
Totals	2	60	30.0 0

Individual Statistics

Iowa

Rushing	Att.	NYG	TD	LG
Collins Hagler	10	85	1	66
Dobrinio	4	64	0	37
Ken Ploen	8	59	1	49
Bill Happell	10	27	1	12
Gravel	8	27	0	7
Nocera	3	24	0	17
Harris	1	7	0	7
Furlong	1	6	0	6
Kloewer	1	3	0	3
Veit	1	0	0	0
Totals	47	301	3	66

Passing

Att-Comp-Int	Yds	TD
Ken Ploen	10-9-0	83 1
Duncan	4-2-1	24 0
Veit	1-0-0	0 0
Totals	15-11-1	107 1

Receiving

No.	Yds	Avg.	TD
Jim Gibbons	5	61	12.2 1
Harris	2	21	10.5 0
Nocera	2	19	9.5 0
Gilliam	1	15	15.0 0
Gravel	1	-9	-9.0 0
Totals	11	107	9.7 1

Punting

No.	Yds	Avg.
Nocera	1	43 43.0
Veit	1	29 29.0
Totals	2	72 36.0

Kickoff Returns

No.	Yds	Avg.	TD
Collins Hagler	2	41	20.5 0
Bill Happell	1	25	25.0 0
Ken Ploen	1	14	14.0 0
Totals	4	80	20.0 0

Punt Returns

No.	Yds	Avg.	TD
Collins Hagler	1	32	32.0 0
Dobrinio	1	1	1.0 0
Totals	2	33	16.5 0

1957 ROSE BOWL ROSTER

- | | |
|--|---|
| Spiro Anagnos, center, Lodi, Calif., 5-9, 176 | Gary Lukehart, back, Campbell, Calif., 6-0, 173 |
| Tony Arana, back, Vale, 5-11, 188 | Chuck Marsh, back, Longview, Wash., 6-1, 174 |
| Ted Bates, tackle, Los Angeles, Calif., 6-3, 206 | Carl Maxwell, end, Antioch, Calif., 6-1, 174 |
| Nub Beamer, back, Roseburg, 5-11, 189 | Bob Milum, back, Newport Harbor, Calif., 5-10, 175 |
| Tom Berry, back, Los Angeles, Calif., 5-9, 183 | Bobb McKittrick, guard, Baker, 6-0, 185 |
| Bill Blackburn, back, Monmouth, 5-7, 170 | Phil Naylor, tackle, Riverside, Calif., 5-9, 173 |
| Jim Brackins, guard, Redlands, Calif., 6-0, 195 | Frank Negri, end, Los Angeles, Calif., 5-9, 173 |
| Dennis Brundage, guard, Roseburg, 5-10, 181 | John Owings, back, Canby, 5-4, 140 |
| Larry Chamberlain, back, Sheridan, 5-6, 163 | Jim Peoples, tackle, Butte, Mont., 6-2, 205 |
| John Clarke, kicker, Independence, 5-9, 188 | Buzz Randall, center, Estacada, 6-1, 198 |
| Dick Corrick, center, LaJolla, Calif., 5-7, 161 | Chuck Reich, end, Newport Harbor, Calif., 6-2, 180 |
| Bob DeGrant, end, Burlingame, Calif., 6-1, 196 | Ed Rogers, tackles, Waikuku, Hawaii, 6-2, 210 |
| Earnel Durden, back, Los Angeles, Calif., 5-10, 160 | Terry Salisbury, tackle, Salem, 5-10, 184 |
| Vern Ellison, guard, Corvallis, 6-1, 221 | Sonny Sanchez, guard, San Francisco, Calif., 5-9, 184 |
| Dwayne Fournier, end, McMinnville, 6-2, 178 | Ted Searle, back, Honolulu, Hawaii, 192 |
| Joe Francis, back, Honolulu, Hawaii, 6-1, 186 | John Sniffen, guard, Roseville, Calif., 5-11, 209 |
| Sterling Hammack, back, San Bruno, Calif., 5-11, 170 | Norm Thiel, end, Chowchilla, Calif., 6-0, 179 |
| Howard Hogan, guard, Portland, 6-0, 192 | Joe Wade, center, Los Angeles, Calif., 6-2, 205 |
| Dave Jesmer, tackle, Oma Ranch, Calif., 6-2, 226 | John Witte, tackle, Klamath Falls, 6-2, 232 |
| Garry Laird, back, Tulare, Calif., 5-11, 194 | Ernie Zwhalen, tackle, Beaverton, 6-1, 194 |
| Paul Lowe, back, Los Angeles, Calif., 6-0, 168 | |



Joe Francis had 207 yards of total offense vs. Iowa in the 1957 Rose Bowl.



BOWL GAME SUMMARIES

Rose Bowl — 1942

Oregon State 20, Duke 16

January 1, 1942 — Durham, N.C.

GAME NOTES

Courtesy of George Edmonston, Jr.

This game produced two important firsts. It was OSU's first-ever trip to the famous New Year's Day classic, and it remains the only Rose Bowl played outside Pasadena, which has prompted sports historians over the years to prefix the bowl's famous name with the word "displaced."

The reason was due to the blackout of the West Coast that had followed the attack on Pearl Harbor. The host stadium was Duke University's home field in Durham, N.C., with the undefeated Blue Devils picked as 3-1 favorites. Oregon State's victory came as a big surprise to Eastern and Southern sports-writers, with Sid Feder of the Associated Press writing, "Probably never in the quarter century history of the Tournament of Roses had such a completely overlooked betting underdog jumped up to beat the big fellows. Oregon State came East to the wonderment of most of Dixie as to why the Westerners were going to show up at all."

Beaver boss **Lon Stiner**, at 38 and the youngest head coach in Rose Bowl history, had prepared his team with a passing attack that dazzled the North Carolinians. Jack Gunether of UPI wrote, "The Beavers skipped and slammed and flicked passes with an ease and finesse which completely baffled the record crowd."

For Oregon State, the star was **Don Durdan**, who passed and ran Oregon State College to victory. He was awarded Player of the Game honors and later inducted into the Rose Bowl Hall of Fame. Beaver greats **Bob Dethman** and **George Zellick** also added points. Duke blocking back Tommy Prothro also played magnificently.

In one of the great ironies in the annals of college football, Prothro would one day become Oregon State head coach and take the Beavers to not one but two Rose Bowls. The football practice field at OSU bears his name. Returning home, the victorious Stiner and company were feted at a special Rose Bowl Banquet with Oregon Gov. Charles Sprague one of the principal speakers. In 1985, the entire squad was inducted into the State of Oregon Sports Hall of Fame. In 1988 they entered the OSU Athletic Hall of Fame. OSU fans at the time considered the game to be the greatest win in school history.

The winning score came in the third quarter when **Gene Gray** scored on a 68-yard pass from **Bob Dethman**.


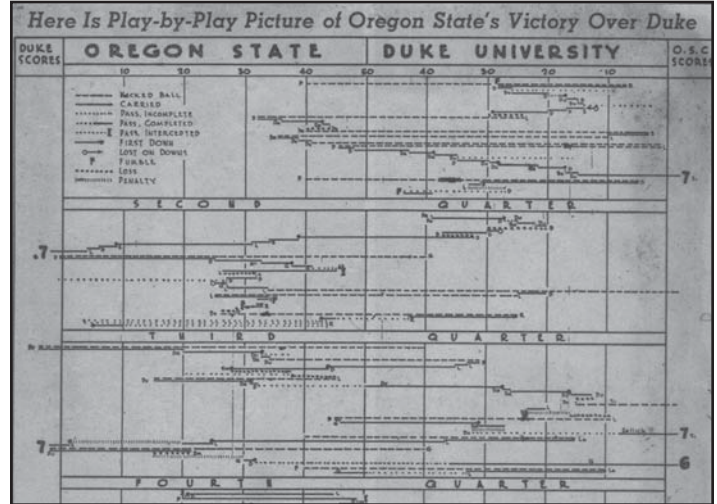


Scoring Summary

Oregon State	7	0	13	0	-	20
Duke	0	7	7	2	-	16

- OSC - Don Durdan 15-yard run (Simas kick)
- DUKE - Steve Lach 3-yard run (Gantt kick)
- OSC - George Zellick 31-yard pass from Bob Dethman (Simas kick)
- DUKE - Winston Siegfried 1-yard run (Gantt kick)
- OSC - Gene Gray 68-yard pass from Bob Dethman (kick failed)
- DUKE - Safety, Don Durdan tackled in the end zone by Mike Karmazin

Attendance: 56,000



1942 ROSE BOWL ROSTER

- | | |
|--|---|
| George Bain, tackle, Portland, 5-11, 208 (2) | Warren Perryman, end, Portland, 6-0, 187 (1) |
| James Busch, back, Silvertown, 5-11, 203 | George Peters, back, Ventura, Calif., 6-1, 194 (8) |
| Glenn Byington, tackle, Philomath, 6-2, 190 | Norm Peters, end, Ventura, Calif., 6-0, 183 (7) |
| Martin Chaves, guard, Baker, 5-11, 191 (5) | Bob Proctor, end, Rainier, 5-10, 177 |
| Boyd Clement, center, Portland, 6-2, 203 (4) | Bob Saunders, tackle, Yuba City, Calif., 6-2, 207 (6) |
| Stan Czech, tackle, Harvey, Ill., 6-0, 200 (3) | Choc Shelton, back, Union, 5-11, 194 (11) |
| Joe Day, back, Seaside, 5-10, 187 (11) | Warren Simas, back, Arcata, Calif., 5-11, 205 (11) |
| Bob Dethman, back, Hood River, 5-10, 185 (9) | Everett Smith, back, Coquille, 6-0, 180 (9) |
| Don Durdan, back, Eureka, Calif., 5-9, 172 (10) | Lloyd Wickett, tackle, Aberdeen, 6-0, 197 (2) |
| Gene Gray, back, Portland, 5-10, 165 (10) | Jack Yoshihara |
| Quentin Greenough, center, San Gabriel, Calif., 5-8, 183 (4) | George Zellick, end, Lewiston, Mont., 5-11, 184 (1) |
| Lee Gustafson, end, Portland, 5-11, 181 (9) | Orville Zielaskowski, guard, St. Helens, 6-0, 200 (5) |
| Bill Halverson, guard, Portland, 6-2, 230 (3) | |
| Law Hammers, end, Harvey, Ill., 6-2, 176 | |
| Bob Libbee, back, Sacramento, Calif., 5-10, 172 (10) | |
| Marv Markman, back, The Dalles, 6-0, 206 | |
| Bill Molniss, back, Great Falls, Mont., 6-0, 184 | |
| Norm Newman, guard, Aberdeen, Wash., 5-9, 185 | |
| Ted Ossowski, tackle, Beatrice, Neb., 6-0, 204 | |
| Bob Panagis, center, Los Angeles, Calif., 5-11, 197 | |
| Frank Parker, guard, Astoria, 5-11, 196 (6) | |

OSC LINEUP: See roster below. Key: 1-LE; 2-LT; 3-LG; 4-C; 5-RG; 6-RT; 7-RE; 8-QB; 9-LH; 10-RH; 11-FB



Pineapple Bowl — 1949

Oregon State 47, Hawai'i 27

January 1, 1949 — Honolulu, Hawai'i

Scoring Summary

Oregon State	14	13	14	6	-	47
Hawaii	0	14	6	7	-	27

SCORING

Oregon State: Touchdowns; Ken Carpenter 2, Andy Knudsen 2, Don Samuel, Rudy Ruppe, Dick Twenge; PATs, Stan McGuire 5 (place kicks)

Hawai'i: Touchdowns; Jyan Hirota 3, Dang; PATs, Asato 3 (place kicks)

Attendance: 15,000

OSC LINEUP

LE	Bob Grove, Craig McMicken, Harry Barnes
LT	Tom Desylvia, Jay Simon
LG	Ron McCreary, Bill Marsters
C	Bill Overman, Al Gray, Jack Swarbrick, Bob Krell
RG	Ed Carmichael, Bud Cahill
RT	Bill Austin, Jim Inglesby
RE	Stan McGuire, Bud Gibbs
QB	Rudy Ruppe
LH	Don Samuel, Dick Gray, Bob Laidlaw
RH	Ken Carpenter, Ron Newton, Walt Kelly, Andy Knudsen
FB	Dick Twenge, Duane Moore, Garth Rouse, Cliff Snider, Duke Byers
Coaching Staff	Head Coach Lon Stiner, Jim Dixon, Bob Dethman, Lee Gustafson, Al Cox, Jack Begelman

GAME NOTES

Total Yards:	OSC 399	Hawai'i 406.
Rushing:	OSC 287	Hawai'i 256.
Passing:	OSC 5 completions for 112 yards	Hawai'i 15 completions for 150 yards.
First Downs:	OSC 18	Hawai'i 19.

1949 PINEAPPLE BOWL ROSTER

Bill Austin, tackle, Woodburn, 6-1, 212	Duane Moore, back, Albany, 5-11, 183
Harry Barnes, end, Milton-Freewater, 6-0, 182	Ron Newton, back, Nampa, Idaho, 5-11, 175
Duke Byers, back, Veronia, 5-11, 190	Arvid Niemi, tackle, Naselle, Wash., 6-2, 223
Bud Cahill, guard, Seaside, 5-10, 206	Bill Overman, center, Berkeley, Calif., 6-1, 201
Ed Carmichael, guard, Modesto, Calif., 6-2, 222	Garth Rouse, back, Cave Junction, 6-1, 183
Ken Carpenter, back, Seaside, 6-0, 184	Rudy Ruppe, back, North Bend, 6-1, 188
Tom Desylvia, guard, Butte, Mont., 5-11, 211	Don Samuel, back, Hood River, 5-11, 190
Al Gray, center, Portland, 5-9, 183	Jay Simon, tackle, Corte Madera, Calif., 6-3, 204
Dick Gray, back, Portland, 5-10, 172	Cliff (Chief) Snider, back, Wheeler, 6-2, 185
Bud Gibbs, end, Hood River, 6-0, 199	Jim Swarbrick, center, Idaho Falls, Idaho, 6-1, 194
Bob Grove, end, Portland, 6-3, 188	Dick Twenge, back, Newberg, 5-10, 187
Jim Halker, guard, Ventura, Calif., 6-4, 215	Dick Vaillancour, back, Klamath Falls, 5-10, 171
Jim Inglesby, tackle, Portland, 6-2, 205	
Walt Kelly, back, Portland, 5-9, 180	
Andy Knudsen, back, Eureka, Calif., 6-0, 184	
Bob Krell, center, Roseburg, 6-2, 195	
Bob Laidlaw, back, Los Angeles, Calif., 5-11, 160	
Bill Marsters, guard, Roseburg, 6-1, 220	
Ron McCreary, guard, Portland, 5-9, 190	
Stan McGuire, end, Portland, 5-11, 186	
Craig McMicken, end, Chehalis, Wash., 6-1, 182	

Pineapple Bowl — 1940

Oregon State 39, Hawai'i 6

January 1, 1940 — Honolulu, Hawai'i

Scoring Summary

Oregon State	19	0	7	13	-	39
Hawaii	0	6	0	0	-	6

SCORING

Oregon State: Kenneth Dow (18); John Hackenbruck (6); James Kisselburgh (6); Robert Olsen (6); John Leovich (1); Eberle Schultz (1); Leonard Younce (1).

Hawai'i: Smith (6).

Attendance: 15,000

GAME NOTES

HONOLULU, Hawai'i — Power generated by the Oregon State College Beavers overcame the tricky plays and passing attack of Hawai'i's Rainbows and gave the boys from the Northwest a 39-6 victory in a Pineapple Bowl game that was finished under arc lights.

The Beaver victory climaxed an island invasion that started with Oregon State defeating the Healani town team on Christmas day.

The Beavers rolled up three touchdowns in the first period against Hawai'i, and added another in the third and two more in the fourth. Hawai'i scored in the second period. Showers late in the game handicapped Hawai'i's passing attack.

Bob Olson, Morrie Kohler, Ken Dow and **George Peters** scored a touchdown by power drives in the first five minutes of play, with Olson passing to Peters for the final six yards. A few minutes later, **Bob Dethman** returned a Hawai'i punt 12 yards to the 29-yard line, from where Dethman cracked center for 18 yards and **Jim Kisselburgh** ambled 11 yards through tackle to score.

Vic Kohler intercepted one of Roy Strohlin's passes in the same period, lateralled to **John Tsoutsouvas** who was down on the Oregon State 49. **John Hackenbruck** made 18 on an end-around. Kohler added five at the line, and then **Joe Tomich** passed to Hackenbruck in the end zone.

Hawai'i drove to Oregon State's 12-yard line early in the second quarter before the Beavers held, but Kisselburgh's kick was short and Hawai'i scored on two plays, with Strohlin passing from Oregon State's 47 to Cal Campbell on the 19 and then to Nolle Smith in the end zone. Oregon State battled down to the Hawai'i 1-yard line where Dow fumbled as the half ended.

OSC LINEUP

LE	Leeds Bailey, John Leovich, Norman Peters, Raymond Vandiver
LT	Stanley Czech, John Hackenbruck, Victor Sears
LG	John Conrad, Marvin Markman, Robert Pollard, Eberle Schultz
C	Quentin Greenough, Bill Halverson, John Tsoutsouvas
RG	Martin Chaves, Lester Copenhagen, Bud English, Leonard Younce
RT	Glenn Byington, Walter Jelsma, Bob Sanders, Leon Sterling
RE	Gordon Ferris, Lewis Hammers, Robert Pena
QB	George Peters, Thomas Sommerville
LH	Robert Dethman, Gene Gray, Victor Kohler, Robert Olsen
RH	Morris Kohler, Joseph Tomich
FB	Jim Busch, Kenneth Dow, James Kisselburgh, Bob McCallister
Coaching Staff	Head Coach Lon Stiner, Jim Dixon, Hal Moe

1940 PINEAPPLE BOWL ROSTER

Leeds Bailey, LE	John Leovich, LE
Jim Busch, FB	Marvin Markman, LG
Glenn Byington, RT	Bob McCallister, FB
Martin Chaves, RG	Robert Olsen, LH
John Conrad, LG	Robert Pena, RE
Lester Copenhagen, RG	George Peters, QB
Stanley Czech, LT	Norman Peters, LE
Robert Dethman, LH	Robert Pollard, LG
Kenneth Dow, FB	Bob Saunders, RT
Don Durdan, RH	Eberle Schultz, LG
Bud English, RG	Victor Sears, LT
Gordon Ferris, RE	Thomas Sommerville, QB
Gene Gray, LH	Leon Sterling, RT
Quentin Greenough, C	Joseph Tomich, RH
John Hackenbruck, LT	John Tsoutsouvas, C
Bill Halverson, C	Raymond Vandiver, LE
Lewis Hammers, RE	Leonard Younce, RG
Walter Jelsma, RT	
James Kisselburgh, FB	
Morris Kohler, RH	
Victor Kohler, LH	

TEAM STATISTICS

	OSC	UH
First Downs	19	5
Rushing	9	1
Passing	10	4
Penalty	0	0
Net Rushing	253	30
Net Passing	199	139
Pass Attempts	21	29
Pass Comp.	12	12
Pass INT	3	4
Net Yards	452	177
Fumbles-Lost	3-1	3-2
Penalty Yards	30	10
Punt Avg.	37	33
Punt Return Yards	60	24
Kickoff Returns-Yards	6	9