

INDIVIDUAL - GAME

- Most Points** – 55, Skip Henderson (Marshall) vs. The Citadel, 1988
Most Field Goals – 20, Skip Henderson (Marshall) vs. The Citadel, 1988
Most Field Goal Attempts – 38, Darrell Floyd (Furman) vs. Virginia Tech, 1956
Most 3-Point Field Goals – 9, Skip Henderson (Marshall) vs. The Citadel, 1988
Most 3-Point Field Goal Attempts – 14, Shawn Hall (Appalachian State) vs. College of Charleston, 2002; Skip Henderson (Marshall) vs. The Citadel, 1988
Most Free Throws – 19, Greg Dennis (Western Carolina) vs. Appalachian State 1980
Most Free Throw Attempts – 22, Joe Holup (George Washington) vs. West Virginia, 1954
Most Rebounds – 28, Chris Smith (Virginia Tech) vs. George Washington 1960
Most Assists – 13, Richard Little (VMI) vs. Chattanooga, 2003
Most Steals – 8, Trazel Silvers (East Tennessee State) vs. Appalachian State, 1993
Most Blocked Shots – 6, Omar Roland (Marshall) vs. Furman, 1990; Lewis Preston (VMI) vs. Furman 1993; Ricky Nedd (Appalachian State) vs. East Tennessee State, 1993

THREE GAMES

- Most Points** – 109, John Taft (Marshall), 1989
Most Field Goals – 40, John Taft (Marshall), 1989
Most Field Goal Attempts – 65, Tim Smith (East Tennessee St), 2004
Most 3-Point Field Goals – 15, Keith Veney (Marshall), 1997
Most 3-Point Field Goal Attempts – 27, Keith Veney (Marshall), 1997
Most Free Throws – 40, Jeff Cohen (William & Mary), 1961
Most Free Throw Attempts – 54, Jeff Cohen (William & Mary), 1961
Most Rebounds – 70, Chris Smith (Virginia Tech), 1960
Most Assists – 26, Keith Jennings (East Tennessee State), 1990
Most Steals – 12, Derek Rucker (Davidson), 1986; D.J. Thompson (Appalachian State), 2005
Most Blocked Shots – 11, Zakee Wadood (East Tennessee State), 2003

TEAM - GAME

- Most Points** – 126, Furman vs. VMI, 1972
Most Field Goals – 49, West Virginia vs. William & Mary, 1960; Furman vs. VMI, 1972
Most Field Goal Attempts – 93, West Virginia vs. William & Mary, 1960
Most 3-Point Field Goals – 17, VMI vs. Western Carolina, 1996
Most 3-Point Field Goal Attempts – 43, VMI vs. Western Carolina, 1996
Most Free Throws – 37, Furman vs. The Citadel, 1979; Marshall vs. Chattanooga, 1984
Most Free Throw Attempts – 55, West Virginia vs. George Washington, 1962
Most Rebounds – 69, Davidson vs. VMI, 1962
Fewest Points Allowed – 33, VMI vs. Richmond, 1976
Fewest Field Goals Allowed – 12, VMI vs. Richmond, 1976
Fewest Free Throws Allowed – 0, Appalachian State vs. East Carolina, 1976
Most Assists – 29, Marshall vs. The Citadel, 1980
Most Steals – 17, Marshall vs. Davidson, 1985; Chattanooga vs. VMI, 1992
Most Blocked Shots – 10, East Tennessee State vs. The Citadel, 1992; Appalachian State vs. Georgia Southern, 1994

THREE GAMES

- Most Points** – 304, East Tennessee State, 1991
Most Field Goals – 116, West Virginia, 1960
Most Field Goal Attempts – 208, East Tennessee State, 1993
Most 3-Point Field Goals – 30, Marshall, 1997
Most 3-Point Field Goal Attempts – 80, Chattanooga, 2004
Most Free Throws – 92, Davidson, 1969
Most Free Throw Attempts – 120, West Virginia, 1962
Most Rebounds – 134, Marshall, 1980; East Tennessee State, 1993
Fewest Points Allowed – 159, George Washington, 1955
Fewest Field Goals Allowed – 56, George Washington, 1955
Fewest Free Throws Allowed – 16, VMI, 1976
Most Assists – 64, East Tennessee St., 1991; Appalachian St., 1995
Most Steals – 32, Marshall, 1984
Most Blocked Shots – 23, East Tennessee State, 2004

TOP SCORING GAMES

- | | |
|----|--|
| 55 | Skip Henderson (Marshall) vs. The Citadel, 1988 |
| 45 | Jon Feldman (George Washington) vs. William & Mary, 1961 |
| 43 | Darrell Floyd (Furman) vs. Virginia Tech, 1956 |
| 42 | Rod Hundley (West Virginia) vs. Furman, 1956 |
| 42 | Terry Boyd (Western Carolina) vs. Chattanooga, 1991 |
| 41 | Walter Devlin (George Washington) vs. Richmond, 1954 |
| 41 | Fred Hetzel (Davidson) vs. VMI, 1964 |
| 41 | Frankie King, (Western Carolina) vs. Davidson, 1994 |
| 40 | Joe Holup (George Washington) vs. West Virginia, 1954 |
| 40 | Anquell McCollum (Western Carolina) vs. VMI, 1996 |

TOP CHAMPIONSHIP SCORING GAMES

- | | |
|----|---|
| 45 | Jon Feldman (George Washington) vs. William & Mary, 1961 |
| 41 | Walter Devlin (George Washington) vs. Richmond, 1954 |
| 38 | Jeff Cohen (William & Mary) vs. George Washington, 1961 |
| 38 | LaVerne Evans (Marshall) vs. Chattanooga, 1984 |
| 36 | Roy Simpson (Furman) vs. East Carolina, 1972 |
| 36 | John Taft (Marshall) vs. East Tennessee State, 1989 |
| 31 | Sam Ranzino (North Carolina State) vs. Duke, 1950 |
| 31 | Al Daniel (Furman) vs. Appalachian State, 1979 |
| 31 | Keith Jennings (East Tennessee St.) vs. Appalachian St., 1991 |
| 30 | Rod Hundley (West Virginia) vs. George Washington, 1955 |

All-Tournament Teams



2005-06 MEN'S BASKETBALL

1923

K.P. Gatchell, Mississippi State
H.G. Perkins, Mississippi State
Bill Redd, Chattanooga
Baby Roane, Georgia Tech
Consuello Smith, Mercer

1924

Cartwright Carmichael, North Carolina
Slim Carter, Alabama
Eddie Gurr, Georgia
Monk McDonald, North Carolina
K.P. Gatchell, Mississippi State

1925

Jack Cobb, North Carolina
Ellis Henican, Tulane
Howard Holland, Virginia
Billie Izard, Mississippi State
Henry Lind, Tulane
Edward Morgan, Tulane
Charles Wiehrs, Georgia

1926

FIRST TEAM

Jack Cobb, North Carolina
Bunn Hackney, North Carolina
Earl Johnson, Mississippi
Artie Newcombe, North Carolina
H.L. Stone, Mississippi State

SECOND TEAM

William Dodderer, North Carolina
George Florence, Georgia
Nick George, Georgia Tech
Paul Jenkins, Kentucky
Nolan Richardson, Georgia

1927

FIRST TEAM

Paul Dear, Virginia Tech
Walter Forbes, Georgia
George Keen, Georgia
John McCall, Vanderbilt
James Stuart, Vanderbilt

SECOND TEAM

Heinie Fair, South Carolina
George Florence, Georgia
Bunn Hackney, North Carolina
Cecil Jamison, Georgia Tech
John Purser, North Carolina

1929

Joe Crosen, Duke
Frank Goodwin, North Carolina State
L.F. Haar, North Carolina State
Dewitt Laird, Mississippi
Louis McGinnis, Kentucky
Henry Palmer, Georgia
Robert Selby, Mississippi
R.S. Warren, North Carolina State
Bill Werber, Duke
Henry Young, North Carolina State

1930

FIRST TEAM

Maurice Corbitt, Tennessee
Harry Councilor, Duke
Lindy Hood, Alabama
Paul McBrayer, Kentucky
Bill Werber, Duke

SECOND TEAM

Joe Crosen, Duke
Bobby Dodd, Tennessee
Bill Laney, Alabama
Sandford Sanford, Georgia
Earl Smith, Alabama

1931

FIRST TEAM

Louis Berger, Maryland
Louis McGinnis, Kentucky
Edward Ronkin, Maryland
Carey Spicer, Kentucky
George Yates, Kentucky

SECOND TEAM

Jake Bronston, Kentucky
Joe Crosen, Duke
Mel Emmelhainz, Florida
George Garrison, Louisiana State
Tommy Reeder, Georgia

1932

FIRST TEAM

Tom Alexander, North Carolina
T.W. Lumpkin, Auburn
Bill Strickland, Georgia
Virgil Weathers, North Carolina
Leroy Young, Georgia

SECOND TEAM

Louis Berger, Maryland
Wilmer Hines, North Carolina
Forrest Sale, Kentucky
Vernon Smith, Georgia
James Thompson, Duke

1933

FIRST TEAM

Gilbert Clark, North Carolina State
Earl Hall, Virginia Tech
James Thompson, Duke
Bennie Tompkins, South Carolina
Freddie Tompkins, South Carolina

SECOND TEAM

Dana Henderson, South Carolina
Wilmer Hines, North Carolina
Herbert Thompson, Duke
Rufus Vincent, Maryland
Virgil Weathers, North Carolina

1934

Stewart Aitken, North Carolina
Bill Downey, VMI
Jason Glace, North Carolina
Jim McCachren, North Carolina
Ray Rex, North Carolina State
Joe Sawyers, Washington & Lee
Charles Smith, Washington & Lee
Herb Thompson, Duke
Jim Thompson, Duke
Virgil Weathers, North Carolina

1935

FIRST TEAM

Stewart Aitken, North Carolina
Ivan Glace, North Carolina
Norman Iler, Washington & Lee
Jim McCachren, North Carolina
Joe Pette, Washington & Lee

SECOND TEAM

William Downey, VMI

Robert Fielk, Washington & Lee
Melvin Nelson, North Carolina
Ray Rex, North Carolina State
Charles Smith, Washington & Lee
Alex Swails, Clemson

1936

FIRST TEAM

Bernie Buscher, Maryland
Norman Iler, Washington & Lee
Jim McCachren, North Carolina
Joe Pette, Washington & Lee
Bob Spessard, Washington & Lee

SECOND TEAM

Andy Bershak, North Carolina
Tom Brown, Clemson
Earl Carson, Washington & Lee
Earl Ruth, North Carolina
Vic Willis, Maryland

1937

FIRST TEAM

Earl Carson, Washington & Lee
Norman Iler, Washington & Lee
Earl Ruth, North Carolina
Bob Spessard, Washington & Lee
Jim Waller, Wake Forest

SECOND TEAM

Andy Bershak, North Carolina
Connie Mac Berry, North Carolina State
Bill Mann, North Carolina State
Ken Podger, Duke
Ramsay Potts, North Carolina

1938

FIRST TEAM

Earl Carson, Washington & Lee
Ed Kitchens, Clemson
George Knepley, Maryland
Banks McFadden, Clemson
Bob Spessard, Washington & Lee

SECOND TEAM

Russ Bergman, Duke
Fred Edwards, Duke
Connie Mac Berry, North Carolina State
Earl Ruth, North Carolina
Waverly Wheeler, Maryland

1939

FIRST TEAM

George Dewitt, Maryland
Eddie Johnson, Maryland
George Knepley, Maryland
Banks McFadden, Clemson
Ed Swindell, Duke

SECOND TEAM

Russ Bergman, Duke
Jack Bryce, Clemson
Bill Mann, North Carolina State
Jim Rennie, North Carolina State
Jim Waller, Wake Forest

1940

FIRST TEAM

George DeWitt, Maryland
George Glamack, North Carolina
Banks McFadden, Clemson
Bill Mock, Duke
Bill Sweel, Wake Forest

SECOND TEAM

Clyde Allen, Duke
Jake Burrows, The Citadel
Herb Cline, Wake Forest
Jimmy Howard, North Carolina
Glenn Price, Duke

1941

FIRST TEAM

Chuck Holley, Duke
Bob Rose, North Carolina
Emil Sotnyk, VMI
Cy Valasek, Duke
Pres Westmoreland, South Carolina

SECOND TEAM

Bob Foster, VMI
George Glamack, North Carolina
Lanny Lofdahl, South Carolina
Ray Spuhler, Duke
Ed Stumpf, VMI

1942

FIRST TEAM

Herb Cline, Wake Forest
Glenn Knox, William & Mary
Bones McKinney, North Carolina State
Ray Spuhler, Duke
Al Vandeweghe, William & Mary

SECOND TEAM

Cedric Loftis, Duke
Bernie Mock, North Carolina State
Jack Tabscott, North Carolina State
Pres Westmoreland, South Carolina
Matt Zunic, George Washington

1943

FIRST TEAM

Bob Gantt, Duke
John Konizewski, George Washington
Cedric Loftis, Duke
Tommy Peters, Davidson
John Seward, Duke

SECOND TEAM

Gordon Carver, Duke
Joe Gallagher, George Washington
Jim Rausch, George Washington
John Shumate, The Citadel
Emil Sotnyk, George Washington

1944

FIRST TEAM

Boyce Box, North Carolina
Gordon Carver, Duke
Danny Frederick, Virginia Tech
Bernie Mock, North Carolina
Bill Wright, Duke

SECOND TEAM

Harry Bushkar, Virginia Tech
John Dewell, North Carolina
Jack Fitch, North Carolina
Harry Harner, Duke
Jim Lowry, Davidson

1945

FIRST TEAM

Manny Alvarez, North Carolina
Dan Buckley, Duke
Gordon Carver, Duke
Jim Jordan, North Carolina
Charles Sokol, South Carolina

SECOND TEAM

John Dillon, North Carolina
 Jack Flynn, Maryland
 Ed Koffenberger, Duke
 Stan Magdziak, William & Mary
 Bob Paxton, North Carolina

1946
FIRST TEAM

Harry Bushkar, Virginia Tech
 Ed Loffenberger, Duke
 John Seward, Duke
 Dick Whiting, Duke
 Abner Williams, Wake Forest

SECOND TEAM

John Dillon, North Carolina
 Joe Hinerman, Wake Forest
 Jim Jordan, North Carolina
 Bones McKinney, North Carolina
 Deran Walters, Wake Forest

1947
FIRST TEAM

Al Adams, South Carolina
 Dick Dickey, North Carolina State
 Pete Negley, North Carolina State
 Bob Paxton, North Carolina
 Jim White, North Carolina

SECOND TEAM

Ed Bartels, North Carolina State
 Bill Cantwell, George Washington
 Jim Hamilton, North Carolina
 Leo Katkavek, North Carolina State
 Barney Kreisberg, George Washington

1948
FIRST TEAM

Ed Bartels, North Carolina State
 Jere Bunting, William & Mary
 Leo Katkavek, North Carolina State
 Bob Paxton, North Carolina
 Corren Youmans, Duke

SECOND TEAM

Warren Cartier, North Carolina State
 Buddy Cheek, Davidson
 Dick Dickey, North Carolina State
 Paul Horvath, North Carolina State
 Tommy Hughes, Duke

1950
FIRST TEAM

Dick Dickey, North Carolina State
 Ed McMillan, William & Mary
 Stan Najeway, Wake Forest
 Sam Ranzino, North Carolina State
 Corren Youmans, Duke

SECOND TEAM

Dayton Allen, Duke
 Vic Bubas, North Carolina State
 Bill Fleming, Duke
 Paul Horvath, North Carolina State
 Jack Mueller, Wake Forest

1951
FIRST TEAM

Dick Dickey, North Carolina State
 Dick Groat, Duke
 Ed McMillan, William & Mary
 Stan Najeway, Wake Forest
 Corren Youmans, Duke

1952
FIRST TEAM

Eddie Becker, West Virginia
 Dick Groat, Duke
 Frank Selvy, Furman
 Bobby Speight, North Carolina State
 Mark Workman, West Virginia

SECOND TEAM

Bill Chambers, William & Mary
 Nield Gordon, Furman
 Bernie Janicki, Duke
 Johnny Snee, Clemson
 Lee Terrill, North Carolina State

1953
FIRST TEAM

Nield Gordon, Furman
 Dickie Hemric, Wake Forest
 Frank Selvy, Furman
 Gene Shue, Maryland
 Mel Thompson, North Carolina State

SECOND TEAM

Eddie Becker, West Virginia
 Billy Lyles, Wake Forest
 Jim Sottile, West Virginia
 Bobby Speight, North Carolina State
 Jack Williams, Wake Forest

1954

Walter Devlin, George Washington
 Ralph Holmes, West Virginia
 Joe Holup, George Washington
 Warren Mills, Richmond
 Frank Selvy, Furman

1955

Walter Devlin, George Washington
 Joe Holup, George Washington
 Rod Hundley, West Virginia
 Walt Lysaght, Richmond
 Warren Mills, Richmond

1956

Darrell Floyd, Furman
 Dom Flora, Washington & Lee
 Ed Harrison, Richmond
 Rod Hundley, West Virginia
 Walt Lysaght, Richmond

1957

Dom Flora, Washington & Lee
 Rod Hundley, West Virginia
 Lee Marshall, Washington & Lee
 Warren Mitchell, Richmond
 Lloyd Sharrar, West Virginia

1958
FIRST TEAM

Jeff Cohen, William & Mary
 Roy Lange, William & Mary
 Bob Smith, West Virginia
 Bill Telasky, George Washington
 Jerry West, West Virginia

SECOND TEAM

Tom Booker, Richmond
 Howard McDonald, George Washington
 Lloyd Sharrar, West Virginia
 Don Vincent, West Virginia
 Dick Wright, Furman

1959
FIRST TEAM

Jeff Cohen, William & Mary
 Roy Lange, William & Mary
 Art Musselman, The Citadel
 Lee Patrone, West Virginia
 Jerry West, West Virginia

SECOND TEAM

Ray Graves, The Citadel
 Gene Guarilia, George Washington
 Howard McDonald, George Washington
 Byron Pinson, Furman
 Chris Smith, Virginia Tech

1960
FIRST TEAM

Jeff Cohen, William & Mary
 Lewis Mills, Virginia Tech
 Lee Patrone, West Virginia
 Chris Smith, Virginia Tech
 Jerry West, West Virginia

SECOND TEAM

Willie Akers, West Virginia
 Jeff Feldman, George Washington
 Norm Halberstadt, VMI
 Bucky Keller, Virginia Tech
 Jim Warren, West Virginia

1961
FIRST TEAM

Jeff Cohen, William & Mary
 Gary Daniels, The Citadel
 Ron Perry, George Washington
 Dick Markowitz, George Washington
 Lee Patrone, West Virginia

SECOND TEAM

Don Ardell, George Washington
 Roger Bergey, William & Mary
 Dick Jones, The Citadel
 Chris Smith, Virginia Tech
 Jerry Smith, Furman

1962
FIRST TEAM

Norm Halberstadt, VMI
 Bucky Keller, Virginia Tech
 Howard Pardue, Virginia Tech
 Rod Thorn, West Virginia
 Kenny Ward, West Virginia

SECOND TEAM

Gary Daniels, The Citadel
 Jon Feldman, George Washington
 Gerald Glur, Furman
 Tom Lowry, West Virginia
 Don Weir, West Virginia

1963
FIRST TEAM

Fred Hetzel, Davidson
 Bill Jarman, Davidson
 Howard Pardue, Virginia Tech
 Jerry Smith, Furman
 Rod Thorn, West Virginia

SECOND TEAM

Frank Alvis, Virginia Tech
 Bob Harris, William & Mary
 Tom Lowry, West Virginia
 Jim McCormick, West Virginia
 Barry Teague, Davidson

1964
FIRST TEAM

Joe Adamitis, George Washington
 Bill Blair, VMI
 Mark Clark, George Washington
 Fred Hetzel, Davidson
 Charlie Schmaus, VMI

SECOND TEAM

Don Davidson, Davidson
 Ric Duques, George Washington
 Joe Kruszewski, VMI
 Tom Lowry, West Virginia
 Leroy Peacock, Furman

1965
FIRST TEAM

Bob Camp, West Virginia
 Fred Hetzel, Davidson
 John Leshner, West Virginia
 Martin Morris, William & Mary
 Walter Wenk, William & Mary

SECOND TEAM

Marty Lentz, West Virginia
 Ron Perry, Virginia Tech
 Ben Pomeroy, William & Mary
 John Prosser, VMI
 Dick Snyder, Davidson

1966
FIRST TEAM

Carl Head, West Virginia
 Rodney Knowles, Davidson
 Charlie Schmaus, VMI
 Dick Snyder, Davidson
 Ron Williams, West Virginia

SECOND TEAM

John Cauacini, West Virginia
 Bobby Lane, Davidson
 Tim Walter, William & Mary
 Spike Welsh, Richmond
 Tom Youngdale, Davidson

1967
FIRST TEAM

Bob Benfield, West Virginia
 Carl Head, West Virginia
 Wayne Huckel, Davidson
 Ron Williams, West Virginia
 Johnny Moates, Richmond

SECOND TEAM

Doug Bridges, The Citadel
 Tom Green, Richmond
 Rodney Knowles, Davidson
 Ron Panneton, William & Mary
 Dave Reaser, West Virginia

1968
FIRST TEAM

Carey Bailey, West Virginia
 Dick Esleeck, Furman
 Kenny Foster, Richmond
 Mike Maloy, Davidson
 Ron Williams, West Virginia

SECOND TEAM

Doug Cook, Davidson
 Wayne Huckel, Davidson
 Bob Hummell, West Virginia
 Jerry Kroll, Davidson
 Dave Moser, Davidson

All-Tournament Teams



2005-06 MEN'S BASKETBALL

1969

FIRST TEAM

Doug Cook, Davidson
Jerry Kroll, Davidson
Mike Maloy, Davidson
Jim Modlin, East Carolina
Harold Rhyne, George Washington

SECOND TEAM

Joe Brunson, Furman
Wilton Ford, Richmond
Jim Gregory, East Carolina
Wayne Huckel, Davidson
Dave Moser, Davidson

1970

FIRST TEAM

Joe Brunson, Furman
Doug Cook, Davidson
Picot Frazier, Richmond
Jerry Kroll, Davidson
Mike Maloy, Davidson

SECOND TEAM

Bryan Adrian, Davidson
Frank Owen, Richmond
Bob Sherwood, William & Mary
Walt Szczerbiak, George Washington
Mike Tallent, George Washington

1971

FIRST TEAM

Jim Hewitt, Richmond
Don Jackson, Furman
Tom Jasper, William & Mary
Jerry Martin, Furman
Joe Sutter, Davidson

SECOND TEAM

Mike Anastasio, Richmond
Bernard Collier, Furman
Ben Ledbetter, The Citadel
Stan Ryfinski, Richmond
Lisco Thomas, Furman

1972

FIRST TEAM

Jim Fairley, East Carolina
Russ Hunt, Furman
Ernie Pope, East Carolina
Roy Simpson, Furman
Jeff Trammell, William & Mary

SECOND TEAM

Stan Davis, Appalachian State
John Falconi, Davidson
Jerry Fisher, William & Mary
Dave Franklin, East Carolina
Don Jackson, Furman

1973

FIRST TEAM

Greg Dunn, Davidson
Fessor Leonard, Furman
Clyde Mayes, Furman
Tom Pfingst, William & Mary
Roy Simpson, Furman

SECOND TEAM

Mike Arizin, William & Mary
Jerry Owens, East Carolina
Mike Sorrentino, Davidson
Aron Stewart, Richmond
Nicky White, East Carolina

1974

FIRST TEAM

Mike Arizin, William & Mary
Greg Dunn, Davidson
Bob McCurdy, Richmond
Clyde Mayes, Furman
Aron Stewart, Richmond

SECOND TEAM

Chuck Cordell, The Citadel
Larry Horowitz, Davidson
Bruce Grimm, Furman
Fessor Leonard, Furman
Ed Kelley, Furman

1975

FIRST TEAM

Will Bynum, VMI
John Lowenhaupt, William & Mary
Craig Lynch, Furman
Clyde Mayes, Furman
Ron Satterthwaite, William & Mary

SECOND TEAM

Robert Geter, East Carolina
Michael Hall, Furman
Larry Hunt, East Carolina
Fessor Leonard, Furman
Bob McCurdy, Richmond

1976

FIRST TEAM

Jeff Butler, Richmond
Will Bynum, VMI
Ron Carter, VMI
John Krovic, VMI
Ron Satterthwaite, William & Mary

SECOND TEAM

Calvin Bowser, Appalachian State
Kevin Eastman, Richmond
Rodney McKeever, The Citadel
Mike Morton, Richmond
Jim Strickland, Furman

1977

FIRST TEAM

Ron Carter, VMI
John Krovic, VMI
Jonathan Moore, Furman
Dave Montgomery, VMI
Tony Searcy, Appalachian State

SECOND TEAM

Walter Anderson, Appalachian State
Will Bynum, VMI
Bruce Grimm, Furman
Mel Hubbard, Appalachian State
Jim Ramsey, East Carolina
Darryl Robinson, Appalachian State

1978

FIRST TEAM

Rodney Arnold, Furman
Ron Carter, VMI
Bruce Grimm, Furman
Harley Major, Marshall
Jonathan Moore, Furman

SECOND TEAM

Al Daniel, Furman
Renaldo Lawrence, Appalachian State
Darryl Robinson, Appalachian State
Bubba Wilson, Western Carolina
Greg Young, Marshall

1979

FIRST TEAM

Al Daniel, Furman
Renaldo Lawrence, Appalachian State
Jonathan Moore, Furman
Darryl Robinson, Appalachian State
Rick Swing, The Citadel

SECOND TEAM

Mel Hubbard, Appalachian State
Randy Nesbit, The Citadel
Charles Payton, Appalachian State
Raymond Person, Western Carolina
Tom Slawson, The Citadel

1980

FIRST TEAM

Michael Hunt, Furman
Ken Labanowski, Marshall
Troy Lee Mikell, East Tennessee State
Jonathan Moore, Furman
Greg White, Marshall

SECOND TEAM

James Campbell, Marshall
Greg Dennis, Western Carolina
John Fitch, Appalachian State
George Washington, Marshall
Ron White, Furman

1981

FIRST TEAM

Ronnie Carr, Western Carolina
John Fitch, Appalachian State
Nick Morken, Chattanooga
Charles Payton, Appalachian State
Eric Smith, Chattanooga

SECOND TEAM

Mel Daniel, Furman
Greg Dennis, Western Carolina
LaVerne Evans, Marshall
James Jones, Chattanooga
Kelvin McMillian, Appalachian State

1982

FIRST TEAM

Jamie Hall, Davidson
Nick Morken, Chattanooga
Andre Motley, East Tennessee State
Russ Schoene, Chattanooga
Cliff Tribus, Davidson

SECOND TEAM

Felipe de las Pozas, The Citadel
Troy Lee Mikell, East Tennessee State
Winfred Reid, East Tennessee State
Stanford Strickland, Chattanooga
Willie White, Chattanooga

1983

FIRST TEAM

Skip Clark, Chattanooga
Winfred King, East Tennessee State
Troy Lee Mikell, East Tennessee State
Kenny Trimier, Western Carolina
Willie White, Chattanooga

SECOND TEAM

Felipe de las Pozas, The Citadel
Noel Gilliard, Furman
Quinton Lytle, Western Carolina
George Singleton, Furman
Regan Truesdale, The Citadel

1984

FIRST TEAM

Jeff Battle, Marshall
Sam Ervin, Marshall
LaVerne Evans, Marshall
Willie White, Chattanooga
Gerald Wilkins, Chattanooga

SECOND TEAM

Glenn Clyburn, Appalachian State
David Lawrence, Appalachian State
George Singleton, Furman
Stanford Strickland, Chattanooga
David Wade, Marshall

1985

FIRST TEAM

Gay Elmore, VMI
Jeff Guthrie, Marshall
Skip Henderson, Marshall
Regan Truesdale, The Citadel
Gerald Wilkins, Chattanooga

SECOND TEAM

Jeff Battle, Marshall
Mike Huffman, VMI
Bruce Morris, Marshall
Darren Sawyer, VMI
Cedric Wins, VMI

1986

FIRST TEAM

Gerry Born, Davidson
Carliss Jeter, Chattanooga
Derek Rucker, Davidson
Wes Stallings, East Tennessee State
Anthony Tanner, Davidson

SECOND TEAM

Calvin Cannady, East Tennessee State
Rod Davis, Appalachian State
Skip Henderson, Marshall
James Hunter, Chattanooga
Clifford Waddy, Western Carolina

1987

FIRST TEAM

John Castile, Furman
Skip Henderson, Marshall
Jeff Himes, Davidson
Rodney Holden, Marshall
Derek Rucker, Davidson

SECOND TEAM

Craig Burgess, The Citadel
Tom Curry, Marshall
Robert Hill, Western Carolina
Dwayne Lewis, Marshall
Floyd Showers, Western Carolina

1988

FIRST TEAM

Lance Fulse, Chattanooga
Benny Green, Chattanooga
Skip Henderson, Marshall
Damon Williams, VMI
Ramon Williams, VMI

SECOND TEAM

Greg Dennis, East Tennessee State
Bobby Gardner, VMI
Rodney Holden, Marshall
Keith Jennings, East Tennessee State
Morris Lyons, Chattanooga



All-Tournament Teams

2005-06 MEN'S BASKETBALL

1989

FIRST TEAM

Greg Dennis, East Tennessee State
Keith Jennings, East Tennessee State
John Taft, Marshall
Calvin Talford, East Tennessee State
Alvin West, East Tennessee State

SECOND TEAM

Daren Chandler, Chattanooga
Andre Cunningham, Marshall
Patrick Elmore, The Citadel
Bruce Evans, Furman
Benny Green, Chattanooga
Gery Strickland, Marshall

1990

FIRST TEAM

Greg Dennis, East Tennessee State
Keith Jennings, East Tennessee State
Broderick Parker, Appalachian State
Kemp Phillips, Appalachian State
Damon Williams, VMI

SECOND TEAM

Bruce Evans, Furman
Sam Gibson, Appalachian State
Calvin Talford, East Tennessee State
Alvin West, East Tennessee State
Ramon Williams, VMI

1991

FIRST TEAM

Terry Boyd, Western Carolina
Rodney English, East Tennessee State
Keith Jennings, East Tennessee State
Derrick Kirce, Chattanooga
Tim Powers, Appalachian State

SECOND TEAM

Keith Nelson, Chattanooga
Broderick Parker, Appalachian State
Billy Ross, Appalachian State
Ed Ward, Appalachian State
Alvin West, East Tennessee State

1992

FIRST TEAM

Greg Dennis, East Tennessee State
Rodney English, East Tennessee State
Keith Nelson, Chattanooga
Kelly Sutton, Chattanooga
Calvin Talford, East Tennessee State

SECOND TEAM

Terry Boyd, Western Carolina
Tyrone Phillips, Marshall
Billy Ross, Appalachian State
Steve Spurlock, Appalachian State
LeVert Threats, Chattanooga

1993

FIRST TEAM

Tim Brooks, Chattanooga
Jason Niblett, East Tennessee State
Billy Ross, Appalachian State
Daymond Woods, Chattanooga
Charlton Young, Georgia Southern

SECOND TEAM

Tee Jay Jackson, Chattanooga
Janko Narat, Davidson
Eric Palmer, East Tennessee State
Jerry Pelphrey, East Tennessee State
Gary Robb, Chattanooga

1994

FIRST TEAM

Brandon Born, Chattanooga
Chad Copeland, Chattanooga
Frankie King, Western Carolina
Janko Narat, Davidson
Brandon Williams, Davidson

SECOND TEAM

Dante Gay, Georgia Southern
Steve Harris, Furman
Warren Johnson, Georgia Southern
Anquell McCollum, Western Carolina
Roger Smith, Chattanooga

1995

FIRST TEAM

Brandon Born, Chattanooga
Lonnie Edwards, Georgia Southern
Frankie King, Western Carolina
Anquell McCollum, Western Carolina
Chad McClendon, Appalachian State

SECOND TEAM

Emanuel Christophe, Georgia Southern
Pat Henderson, Chattanooga
Geoff Herman, East Tennessee State
Kevin Kullum, Western Carolina
Kareem Livingston, Appalachian State

1996

FIRST TEAM

Anquell McCollum, Western Carolina
Brandon Williams, Davidson
Junior Braswell, Appalachian State
Jason Williams, Marshall
Quinn Harwood, Davidson

SECOND TEAM

Chris Alpert, Davidson
Joel Fleming, Western Carolina
Brent Conley, VMI
Kevin Kullum, Western Carolina
Maurice Spencer, VMI

1997

FIRST TEAM

John Brannen, Marshall
Johnny Taylor, Chattanooga
Junior Braswell, Appalachian State
Willie Young, Chattanooga
Keith Veney, Marshall

SECOND TEAM

Chris Mims, Chattanooga
Sidney Coles, Marshall
Landry Kosmalski, Davidson
Chuck Vincent, Furman
Tige Darner, Appalachian State

1998

FIRST TEAM

Marshall Phillips, Appalachian State
Ben Ebong, Davidson
Stephen Marshall, Davidson
Kareem Livingston, Appalachian State
Mark Donnelly, Davidson

SECOND TEAM

David Phillips, Chattanooga
Ali Ton, Davidson
Tyson Patterson, Appalachian State
Derrick Nix, UNC Greensboro
Jamie Jenkins, The Citadel

1999

FIRST TEAM

Marshall Phillips, Appalachian State
Sedric Webber, College of Charleston
Matt McMahon, Appalachian State
Danny Johnson, College of Charleston
Jody Lumpkin, College of Charleston

SECOND TEAM

Tyson Patterson, Appalachian State
Jermel President, College of Charleston
Casey Rogers, Western Carolina
Cedrick Holmes, Appalachian State
Rashun Coleman, Chattanooga

2000

FIRST TEAM

Leighton Bowie, College of Charleston
Karim Souchu, Furman
Ian Chadwick, Wofford
Jody Lumpkin, College of Charleston
Tyson Patterson, Appalachian State

SECOND TEAM

Starzee Walker, Wofford
Stanislav Makshantsev, Furman
Landry Kosmalski, Davidson
Rufus Leach, Appalachian State
Shawn Alexander, Appalachian State

2001

FIRST TEAM

Toot Young, Chattanooga
Courtney Eldridge, UNC Greensboro
Sean Peterson, Georgia Southern
Dusty Pullian, Chattanooga
David Schuck, UNC Greensboro

SECOND TEAM

Wayne Bernard, Davidson
Kashien Latham, Georgia Southern
Jody Lumpkin, College of Charleston
Jay Joseph, UNC Greensboro
Ian Chadwick, Wofford

2002

FIRST TEAM

Jeff Bolton, College of Charleston
Chris Pearson, Davidson
Peter Anderer, Davidson
Leighton Bowie, College of Charleston
Anthony Thomas, Furman

SECOND TEAM

Courtney Eldridge, UNC Greensboro
Guilherme Da Luz, Furman
James Maye, UNC Greensboro
Emeka Erege, Davidson
Kenny Zeigler, Furman

2003

FIRST TEAM

Tim Smith, East Tennessee State
Radee Skipworth, VMI
Ashley Champion, Chattanooga
Jason Rogan, Chattanooga
Zakee Wadood, East Tennessee State

SECOND TEAM

Mike Benton, College of Charleston
Shawn Hall, Appalachian State
Julius Jenkins, Georgia Southern
Tim Parker, Chattanooga
Jerald Fields, East Tennessee State

2004

FIRST TEAM

Tim Smith, East Tennessee State
Ashley Champion, Chattanooga
Alphonso Pugh, Chattanooga
Jerald Fields, East Tennessee State
Zakee Wadood, East Tennessee State

SECOND TEAM

Maleye Ndoye, Furman
Elton Nesbitt, Georgia Southern
Travis Strong, East Tennessee State
Chris Brown, Chattanooga
Thomas Mobley, College of Charleston

2005

FIRST TEAM

Mindaugas Katelnyas, Chattanooga
Tim Smith, East Tennessee State
Kyle Hines, UNC Greensboro
Josh Gross, UNC Greensboro
Casey Long, Chattanooga

SECOND TEAM

Brendan Winters, Davidson
Alphonso Pugh, Chattanooga
Chris Brown, Chattanooga
Ricky Hickman, UNC Greensboro
D.J. Thompson, Appalachian State

All-Tournament Teams

2005-06 MEN'S BASKETBALL

CURRENT SCHOOLS - FIRST TEAM MEMBERS ONLY

APPALACHIAN STATE (16)

Junior Braswell, 1996-97
John Fitch, 1981
Rinaldo Lawrence, 1979
Kareem Livingston, 1998
Chad McClendon, 1995
Matt McMahon, 1999
Broderick Parker, 1990
Tyson Patterson, 2000
Charles Payton, 1981
Kemp Phillips, 1990
Marshall Phillips, 1998-99
Tim Powers, 1991
Darryl Robinson, 1979
Billy Ross, 1992-93
Steve Spurlock, 1992
Tony Searcy, 1977

COLLEGE OF CHARLESTON (5)

Jeff Bolton, 2002
Leighton Bowie, 2000, 2002
Danny Johnson, 1999
Jody Lumpkin, 1999-2000
Sedric Webber, 1999

THE CITADEL (4)

Gary Daniels, 1961
Art Musselman, 1959
Rick Swing, 1979
Regan Truesdale, 1985

DAVIDSON (23)

Peter Anderer, 2002
Gerry Born, 1986
Doug Cook, 1969-70

Mark Donnelly, 1998
Greg Dunn, 1973-74
Ben Ebong, 1998
Jamie Hall, 1982
Quinn Harwood, 1996
Fred Hetzel, 1963-64-65
Jeff Himes, 1987
Wayne Huckel, 1967
Bill Jarman, 1963
Rodney Knowles, 1966
Jerry Kroll, 1969-70
Mike Maloy, 1968-69-70
Stephen Marshall, 1998
Janko Narat, 1993-94
Chris Pearson, 2002
Tommy Peters, 1943
Derek Rucker, 1986-87
Dick Snyder, 1966
Anthony Tanner, 1986
Brandon Williams, 1994-96

FURMAN (21)

Rodney Arnold, 1978
Joe Brunson, 1970
John Castile, 1987
Al Daniel, 1979
Brian Edwards, 1994
Dick Esleeck, 1968
Darrell Floyd, 1956
Nield Gordon, 1953
Bruce Grimm, 1978
Michael Hunt, 1980
Russ Hunt, 1972
Don Jackson, 1971
Fessor Leonard, 1973

Craig Lynch, 1975
Jerry Martin, 1971
Clyde Mayes, 1973-74-75
Jonathan Moore, 1977-78-79-80
Frank Selvy, 1952-53-54
Roy Simpson, 1972-73
Karim Souchu, 2000
Jerry Smith, 1963
Anthony Thomas, 2002

GEORGIA SOUTHERN (5)

Lonnie Edwards, 1995
Dante Gay, 1994
Warren Johnson, 1994
Sean Peterson, 2001
Charlton Young, 1993

CHATTANOOGA (29)

Brandon Born, 1994-95
Tim Brooks, 1993
Ashley Champion, 2003-04
Skip Clark, 1983
Chad Copeland, 1994
Lance Fulse, 1988
Benny Green, 1988
Tee Jay Jackson, 1993
Carliss Jeter, 1986
Mindaugas Katelynas, 2005
Derrick Kirce, 1991
Casey Long, 2005
Nick Morken, 1981-82
Keith Nelson, 1992
Alphonso Pugh, 2004
Dusty Pullian, 2001
Gary Robb, 1993

Jason Rogan, 2003
Russ Schoene, 1982
Eric Smith, 1981
Roger Smith, 1994
Kelly Sutton, 1992
Johnny Taylor, 1997
LeVert Threats, 1992
Willie White, 1983-84
Gerald Wilkins, 1984-85
Daymond Woods, 1993
Toot Young, 2001
Willie Young, 1997

UNC GREENSBORO (4)

Courtney Eldridge, 2001
Josh Gross, 2005
Kyle Hines, 2005
David Schuck, 2001

WESTERN CAROLINA (5)

Terry Boyd, 1991-92
Ronnie Carr, 1981
Frankie King, 1994-95
Anquell McCollum, 1994-95-96
Kenny Trimier, 1983

WOFFORD (1)

Ian Chadwick, 2000-2001

FORMER SCHOOLS

ALABAMA (2)

Slim Carter, 1924
Lindy Hood, 1930

AUBURN (1)

T.W. Lumpkin, 1932

CLEMSON (2)

Ed Kitchens, 1938
Banks McFadden, 1938-39-40

DUKE (18)

Dan Buckley, 1945
Gordon Carver, 1944-45
Harry Councilor, 1930
Bob Gantt, 1943
Dick Groat, 1951-52
Chuck Holley, 1941
Ed Koffenberger, 1946
Cedric Loftis, 1943
Bill Mock, 1940
John Seward, 1943-46
Ray Spuhler, 1942
Ed Swindell, 1939
James Thompson, 1933
Cy Valasek, 1941
Bill Werber, 1930
Dick Whiting, 1946
Bill Wright, 1944
Corren Youmans, 1948-50-51

EAST CAROLINA (3)

Jim Fairley, 1972
Jim Modlin, 1969
Ernie Pope, 1972

EAST TENNESSEE STATE (15)

Greg Dennis, 1989-90-92
Rodney English, 1991-92
Jerald Fields, 2004
Keith Jennings, 1989-90-91
Winfred King, 1983
Troy Lee Mikell, 1980-83
Andre Motley, 1982
Jason Niblett, 1993
Eric Palmer, 1993
Jerry Pelphrey, 1993
Tim Smith, 2003-04-05
Wes Stallings, 1986
Calvin Talford, 1989-92
Zakee Wadood, 2003-04
Alvin West, 1989

GEORGE WASHINGTON (9)

Joe Adamitis, 1964
Mark Clark, 1964
Walter Devlin, 1954-55
Jon Feldman, 1961
Joe Holup, 1954-55
John Konizewski, 1943
Dick Markowitz, 1961

Harold Rhyne, 1969
Bill Telasky, 1958

GEORGIA (6)

Walter Forbes, 1927
Eddie Gurr, 1924
George Keen, 1927
Bill Strickland, 1932
Charles Wiehrs, 1925
Leroy Young, 1932

GEORGIA TECH (1)

Baby Roane, 1923

KENTUCKY (4)

Paul McBrayer, 1930
Louis McGinnis, 1931
Carey Spicer, 1931
George Yates, 1931

MARSHALL (13)

Jeff Battle, 1984
John Brannen, 1997
Sam Ervin, 1984
Jeff Guthrie, 1985
Skip Henderson, 1985-87-88
Rodney Holden, 1987
Ken Labanowski, 1980
Harley Major, 1978
Tyrone Phillips, 1992
John Taft, 1989

Keith Veney, 1997
Greg White, 1980
Jason Williams, 1996

MARYLAND (7)

Louis Berger, 1931
Bernie Buscher, 1936
George DeWitt, 1939-40
Eddie Johnson, 1939
George Knepley, 1938-39
Edward Ronkin, 1931
Gene Shue, 1953

MISSISSIPPI (2)

Billie Izard, 1925
Earl Johnson, 1926

MISSISSIPPI STATE (3)

K.P. Gatchell, 1923-24
H.G. Perkins, 1923
H.L. Stone, 1926

NORTH CAROLINA (19)

Stewart Aitken, 1935
Tom Alexander, 1932
Manny Alvarez, 1945
Boyce Box, 1944
Cartwright Carmichael, 1924
Jack Cobb, 1925-26
Ivan Glace, 1935
George Glamack, 1940
Bunn Hackney, 1926

Jim Jordan, 1945
Jim McCachren, 1935-36
Monk McDonald, 1924
Bernie Mock, 1944
Artie Newcombe, 1926
Bob Paxton, 1947-48
Bob Rose, 1941
Earl Ruth, 1937
Virgil Weathers, 1932
Jim White, 1947

N. C. STATE (9)

Ed Bartels, 1948
Gilbert Clark, 1933
Dick Dickey, 1947-50-51
Leo Katkavek, 1948
Bones McKinney, 1942
Pete Negley, 1947
Sam Ranzino, 1950
Bobby Speight, 1952
Mel Thompson, 1953

RICHMOND (11)

Jeff Butler, 1976
Kenny Foster, 1968
Picot Frazier, 1970
Ed Harrison, 1956
Jim Hewitt, 1971
Walt Lysaght, 1955-56
Bob McCurdy, 1974
Warren Mills, 1954-55
Warren Mitchell, 1957

FORMER SCHOOLS

Johnny Moates, 1967
Aron Stewart, 1974

SOUTH CAROLINA (4)

Al Adams, 1947
Charles Sokol, 1945
Bennie Tompkins, 1933
Freddie Tompkins, 1933

TENNESSEE (1)

Maurice Corbitt, 1930

TULANE (3)

Ellis Henican, 1925
Henry Lind, 1925
Edward Morgan, 1925

VANDERBILT (2)

John McCall, 1927
James Stuart, 1927

VIRGINIA (1)

Howard Holland, 1925

VMI (11)

Bill Blair, 1964
Will Bynum, 1975-76
Ron Carter, 1976-77-78
Gay Elmore, 1985
Norm Halberstadt, 1962
John Krovic, 1976-77
Dave Montgomery, 1977
Charlie Schmaus, 1964-66
Emil Sotnyk, 1941
Radee Skipworth, 2003
Damon Williams, 1988-90
Ramon Williams, 1988

VIRGINIA TECH (8)

Harry Bushkar, 1946
Paul Dear, 1927
Earl Hall, 1933
Danny Frederick, 1944
Bucky Keller, 1962
Lewis Mills, 1960
Howard Pardue, 1962-63
Chris Smith, 1960

WAKE FOREST (6)

Herb Cline, 1942
Dickie Hemric, 1953
Stan Najeway, 1950-51
Bill Sweel, 1940
Jim Waller, 1937
Abner Williams, 1946

WASHINGTON & LEE (6)

Earl Carson, 1937-38
Dom Flora, 1956-57
Norman Iler, 1935-36-37
Lee Marshall, 1957
Joe Pette, 1935-36
Bob Spessard, 1936-37-38

WEST VIRGINIA (16)

Eddie Becker, 1952
Carey Bailey, 1968
Bob Benfield, 1967
Bob Camp, 1965
Carl Head, 1966-67
Ralph Holmes, 1954
Rod Hundley, 1955-56-57
John Leshner, 1965
Lee Patrone, 1959-60-61

Lloyd Sharrar, 1957
Bob Smith, 1958
Rod Thorn, 1962-63
Kenny Ward, 1962
Jerry West, 1958-59-60
Ron Williams, 1966-67-68
Mark Workman, 1952

WILLIAM & MARY (13)

Mike Arizin, 1974
Jake Bunting, 1948
Jeff Cohen, 1958-59-60-61
Tom Jasper, 1971
Glenn Knox, 1942
Roy Lange, 1958-59
John Lowenhaupt, 1975
Ed McMillan, 1950-51
Tom Pfingst, 1973
Ron Satterthwaite, 1975-76
Jeff Trammell, 1972
Al Vandeweghe, 1942
Walter Wenk, 1965

REPEAT SELECTIONS - FIRST TEAM MEMBERS ONLY

FOUR TIMES (2)

Jeff Cohen, William & Mary (1958-59-60-61)
Jonathan Moore, Furman (1977-78-79-80)

THREE TIMES (19)

Ron Carter, VMI (1976-77-78)
Dick Dickey, North Carolina State (1947-50-51)
Greg Dennis, E. Tennessee St. (1989-90-92)
Skip Henderson, Marshall (1985-87-88)
Fred Hetzel, Davidson (1963-64-65)
Rod Hundley, West Virginia (1955-56-57)
Norman Iler, Washington & Lee (1935-36-37)
Keith Jennings, E. Tennessee St. (1989-90-91)
Anquell McCollum, Western Carolina (1994-95-96)
Banks McFadden, Clemson (1938-39-40)
Mike Maloy, Davidson (1968-69-70)
Clyde Mayes, Furman (1973-74-75)
Lee Patrone, West Virginia (1959-60-61)
Frank Selvy, Furman (1952-53-54)
Tim Smith, East Tennessee State (2003-04-05)
Bob Spessard, Washington & Lee (1936-37-38)
Jerry West, West Virginia (1958-59-60)
Ron Williams, West Virginia (1966-67-68)
Corren Youmans, Duke (1948-50-51)

TWO TIMES (50)

Leighton Bowie (2000, 2002)
Junior Braswell, Appalachian St. (1996-97)
Brandon Born, Chattanooga (1994-95)
Terry Boyd, Western Carolina (1991-92)

Will Bynum, VMI (1975-76)
Earl Carson, Washington & Lee (1937-38)
Gordon Carver, Duke (1944-45)
Ian Chadwick, Wofford (2000-01)
Ashley Champion, Chattanooga (2003-04)
Jack Cobb, North Carolina (1925-26)
Doug Cook, Davidson (1969-70)
Walter Devlin, George Washington (1954-55)
George DeWitt, Maryland (1939-40)
Greg Dunn, Davidson (1973-74)
Rodney English, E. Tennessee St. (1991-92)
Dom Flora, Washington & Lee (1956-57)
K.P. Gatchell, Mississippi State (1923-24)
Carl Head, West Virginia (1966-67)
Joe Holup, George Washington (1954-55)
Frankie King, Western Carolina (1994-95)
George Knepley, Maryland (1938-39)
Jerry Kroll, Davidson (1969-70)
John Krovic, VMI (1976-77)
Roy Lange, William & Mary (1958-59)
Jody Lumpkin, College of Charleston (1999-2000)
Walt Lysaght, Richmond (1955-56)
Jim McCachren, North Carolina (1935-36)
Ed McMillan, William & Mary (1950-51)
Troy Lee Mikell, E. Tennessee St. (1980-83)
Warren Mills, Richmond (1954-55)
Nick Morken, Chattanooga (1981-82)
Stan Najeway, Wake Forest (1950-51)
Janko Narat, Davidson (1993-94)
Howard Pardue, Virginia Tech (1962-63)

Bob Paxton, North Carolina (1947-48)
Joe Pette, Washington & Lee (1935-36)
Marshall Phillips, Appalachian State (1998-99)
Billy Ross, Appalachian State (1992-93)
Derek Rucker, Davidson (1986-87)
Ron Satterthwaite, William & Mary (1975-76)
Charlie Schmaus, VMI (1964-66)
John Seward, Duke (1943-46)
Roy Simpson, Furman (1972-73)
Calvin Talford, East Tennessee St. (1989-92)
Rod Thorn, West Virginia (1962-63)
Zakee Wadood, East Tennessee State (2003-04-05)
Willie White, Chattanooga (1983-84)
Gerald Wilkins, Chattanooga (1984-85)
Brandon Williams, Davidson (1994-96)

Tournament Champions

2005-06 MEN'S BASKETBALL

Year	School	Score	Runner-up
1921	Kentucky	20-19	Georgia
1922	North Carolina	29-14	Mercer
1923	Mississippi State	31-21	Chattanooga
1924	North Carolina	26-18	Alabama
1925	North Carolina	36-28	Tulane
1926	North Carolina	37-23	Mississippi State
1927	Vanderbilt	46-44	Georgia
1928	Mississippi	32-31	Auburn
1929	North Carolina State	44-35	Duke
1930	Alabama	31-24	Duke
1931	Maryland	29-27	Kentucky
1932	Georgia	26-24	North Carolina
1933	South Carolina	33-21	Duke
1934	Washington & Lee	30-29	Duke
1935	North Carolina	35-27	Washington & Lee
1936	North Carolina	50-45	Washington & Lee
1937	Washington & Lee	44-33	North Carolina
1938	Duke	40-30	Clemson
1939	Clemson	39-27	Maryland
1940	North Carolina	39-23	Duke
1941	Duke	53-30	South Carolina
1942	Duke	45-34	North Carolina State
1943	George Washington	56-40	Duke
1944	Duke	44-27	North Carolina
1945	North Carolina	49-38	Duke
1946	Duke	49-30	Wake Forest
1947	North Carolina State	50-48	North Carolina
1948	North Carolina State	58-50	Duke
1949	North Carolina State	55-39	George Washington
1950	North Carolina State	67-47	Duke
1951	North Carolina State	67-63	Duke
1952	North Carolina State	77-68	Duke
1953	Wake Forest	71-70	North Carolina State
1954	George Washington	83-70	Richmond
1955	West Virginia	58-48	George Washington
1956	West Virginia	58-56	Richmond
1957	West Virginia	67-52	Washington & Lee
1958	West Virginia	74-58	William & Mary
1959	West Virginia	85-66	The Citadel
1960	West Virginia	82-72	Virginia Tech
1961	George Washington	93-82	William & Mary
1962	West Virginia	88-72	Virginia Tech
1963	West Virginia	79-74	Davidson
1964	VMI	61-56	George Washington
1965	West Virginia	70-57	William & Mary
1966	Davidson	80-69	West Virginia
1967	West Virginia	81-65	Davidson
1968	Davidson	87-70	West Virginia
1969	Davidson	102-76	East Carolina
1970	Davidson	81-61	Richmond
1971	Furman	68-61	Richmond
1972	East Carolina	77-75	Furman
1973	Furman	99-81	Davidson
1974	Furman	62-60	Richmond
1975	Furman	66-55	William & Mary
1976	VMI	41-33	Richmond
1977	VMI	69-67	Appalachian State
1978	Furman	69-53	Marshall
1979	Appalachian State	86-83	Furman
1980	Furman	80-62	Marshall
1981	Chattanooga	59-55	Appalachian State

Year	School	Score	Runner-up
1982	Chattanooga	69-58	Davidson
1983	Chattanooga	70-62	East Tennessee State
1984	Marshall	111-107 2OT	Chattanooga
1985	Marshall	70-65	VMI
1986	Davidson	42-40	Chattanooga
1987	Marshall	66-64	Davidson
1988	Chattanooga	75-61	VMI
1989	East Tennessee State	96-73	Marshall
1990	East Tennessee State	96-75	Appalachian State
1991	East Tennessee State	101-82	Appalachian State
1992	East Tennessee State	74-62	Chattanooga
1993	Chattanooga	86-75	East Tennessee State
1994	Chattanooga	65-64	Davidson
1995	Chattanooga	63-61	Western Carolina
1996	Western Carolina	69-60	Davidson
1997	Chattanooga	71-70 OT	Marshall
1998	Davidson	66-62	Appalachian State
1999	College of Charleston	77-67	Appalachian State
2000	Appalachian State	68-56	College of Charleston
2001	UNC Greensboro	67-66	Chattanooga
2002	Davidson	62-57	Furman
2003	East Tennessee State	97-90	Chattanooga
2004	East Tennessee State	78-62	Chattanooga
2005	Chattanooga	66-62	UNC Greensboro

TOURNAMENT CHAMPIONSHIP PROFILE

Southern Conference Tournament Championships Won By Current League Members (32)—Chattanooga 8 (1981, '82, '83, '88, '93, '94, '95, '97, '05); Davidson 7 (1966, '68, '69, '70, '86, '98, '02); Furman 6 (1971, '73, '74, '75, '78, '80); East Tennessee State 6 (1989, '90, '91, '92, '03, '04); Appalachian State 2 (1979, 2000); College of Charleston 1 (1999); Western Carolina 1 (1996); UNC Greensboro 1 (2001)

Tournament Championships Won By Former League Members (52)—West Virginia 10 (1955, '56, '57, '58, '59, '60, '62, '63, '65, '67); North Carolina 8 (1922, '24, '25, '26, '35, '36, '40, '45); North Carolina State 7 (1929, '47, '48, '49, '50, '51, '52); Duke 5 (1938, '41, '42, '44, '46); VMI 3 (1964, '76, '77); George Washington 3 (1943, '54, '61); Marshall 3 (1984, '85, '87); Washington & Lee 2 (1934, '37); Alabama 1 (1930); Clemson 1 (1939); East Carolina 1 (1972); Georgia 1 (1932); Kentucky 1 (1921); Maryland 1 (1931); Mississippi 1 (1928); Mississippi State 1 (1923); South Carolina 1 (1933); Vanderbilt 1 (1927); Wake Forest 1 (1953)

Tournament Championship Breakdown By School—Alabama 1, Appalachian State 2, College of Charleston 1, Clemson 1, Davidson 7, Duke 5, East Carolina 1, East Tennessee State 6, Furman 6, George Washington 3, Georgia 1, Kentucky 1, Marshall 3, Maryland 1, Mississippi 1, Mississippi State 1, North Carolina 8, North Carolina State 7, South Carolina 1, Chattanooga 9, UNC Greensboro 1, Vanderbilt 1, VMI 3, Wake Forest 1, Washington & Lee 2, West Virginia 10, Western Carolina 1

Most Consecutive Tournament Championships Won By One School—6 by North Carolina State (1947-52) and West Virginia (1955-60)

Most Tournament Championships Won By One School—10 by West Virginia

1922 (at Atlanta, GA)

FIRST ROUND

Vanderbilt 37, The Citadel 22
Newberry 32, Auburn 21
Tulane 31, Clemson 20
North Carolina 35, Howard 22
Kentucky 42, Georgetown (KY) 21
Chattanooga 57, Furman 30
Georgia 43, Oglethorpe 12
Mercer 32, Centre 27

SECOND ROUND

North Carolina 32, Newberry 27
Georgia Tech 34, Mississippi State 30
South Carolina 34, Wofford 18
Tennessee 19, Mississippi College 18
Chattanooga 25, Tulane 11
Mercer 35, Kentucky 22
Georgia 27, Vanderbilt 26

QUARTERFINALS

Alabama 29, Tennessee 25
Georgia Tech 34, South Carolina 23
Mercer 25, Chattanooga 18
North Carolina 33, Georgia 25

SEMIFINALS

North Carolina 20, Alabama 11
Mercer 29, Georgia Tech 14

CONSOLATION

Georgia Tech 33, Alabama 25

CHAMPIONSHIP GAME

North Carolina 40, Mercer 25
NORTH CAROLINA – C. Carmichael 16, McDonald 10, P. Carmichael 6, Perry 6, Purser 2.
MERCER – Harmon 18, Pope 6, Gamble 2.
Halftime – North Carolina 21, Mercer 10.

1923 (at Atlanta, GA)

FIRST ROUND

Furman 40, Millsaps 21
Centre 27, Clemson 23
Vanderbilt 36, Louisiana State 10
North Carolina 28, Mississippi College 21
Chattanooga 43, Georgetown (KY) 27
Alabama 44, Wofford 25
Georgia 23, Tennessee 19
Mercer 45, Auburn 24

SECOND ROUND

Mississippi State 47, Furman 21
Alabama 49, South Carolina 24
Mississippi 34, North Carolina 32
Virginia Tech 26, Vanderbilt 23
Georgia Tech 34, Centre 26
Mercer 34, Newberry 22

QUARTERFINALS

Mercer 28, Alabama 23
Chattanooga 38, Virginia Tech 23
Mississippi State 33, Mississippi 25
Georgia Tech 27, Georgia 22

SEMIFINALS

Chattanooga 24, Mercer 19
Mississippi State 25, Georgia Tech 17

CONSOLATION

Mercer 30, Georgia Tech 21

CHAMPIONSHIP GAME

Mississippi State 31, Chattanooga 21
MISSISSIPPI STATE – Norris 12, Perkins 9, Sikes 8, Bryant 2.
CHATTANOOGA – Barnes 8, Hill 6, Redd 5, Dyer 2.

Halftime – Mississippi State 14, Chattanooga 7.

1924 (at Atlanta, GA)

FIRST ROUND

Tulane 60, South Carolina 23
Maryland 34, VMI 19
Alabama 44, Mississippi 42
Vanderbilt 42, Clemson 13
Mississippi State 35, Tennessee 18
Auburn 35, Georgia Tech 29
Georgia 36, Washington & Lee 24
North Carolina 41, Kentucky 20

QUARTERFINALS

North Carolina 37, Vanderbilt 20
Mississippi State 38, Tulane 30
Georgia 29, Maryland 25
Alabama 40, Auburn 19

SEMIFINALS

Alabama 37, Georgia 20
North Carolina 33, Mississippi St. 23

CHAMPIONSHIP GAME

North Carolina 26, Alabama 18
NORTH CAROLINA – Cobb 15, Carmichael 6, Devin 4, McDonald 1.
ALABAMA – Carter 6, Stabler 5, McClintock 2, McGauley 2, Probst 2, Hudson 1.

Halftime – North Carolina 13, Alabama 10.

1925 (at Atlanta, GA)

PRELIMINARY ROUND

Virginia 31, South Carolina 25
North Carolina 42, Virginia Tech 13

FIRST ROUND

Mississippi 27, VMI 20
Virginia 29, Auburn 27
Kentucky 31, Mississippi State 25
North Carolina State 30, Maryland 18
Tulane 37, Washington & Lee 20
Georgia Tech 31, Univ. of South 14
North Carolina 35, Louisiana State 21

QUARTERFINALS

Mississippi 32, Virginia 24
North Carolina 34, Georgia Tech 26
Tulane 41, North Carolina State 24
Georgia 32, Kentucky 31

SEMIFINALS

North Carolina 40, Georgia 19
Tulane 44, Mississippi 23

CHAMPIONSHIP GAME

North Carolina 36, Tulane 28
NORTH CAROLINA – McDonald 13, Cobb 10, Purser 9, Dodderer 4.
TULANE – E.Hennican 10, Morgan 6, Lind 6, Davidson 2, J.Hennican 2, Wilson 2.

Halftime – North Carolina 14, Tulane 12.

1926 (at Atlanta, GA)

FIRST ROUND

North Carolina State 32, Auburn 26
Kentucky 32, VMI 25
Mississippi State 22, Maryland 19
Virginia 29, Tulane 25
North Carolina 52, Clemson 21
Mississippi 50, University of South 16
Georgia 48, Tennessee 25
Georgia Tech 30, Alabama 27

QUARTERFINALS

Mississippi State 32, North Carolina State 29
North Carolina 25, Virginia 23
Mississippi 36, Georgia Tech 24
Kentucky 39, Georgia 34

SEMIFINALS

Mississippi State 31, Kentucky 26
North Carolina 38, Mississippi 23

CHAMPIONSHIP GAME

North Carolina 37, Mississippi State 23
NORTH CAROLINA – Cobb 19, Newcombe 10, Hackney 5, Dodderer 2, Devin 1.
MISSISSIPPI STATE – Ricks 8, Stone 6, Jones 4, Bryant 3, Berry 1, Hartness 1.

Halftime – Tied 15-15.

1927 (at Atlanta GA)

FIRST ROUND

Vanderbilt 44, Washington & Lee 32
South Carolina 32, North Carolina State 26
North Carolina 32, Tennessee 17
Auburn 38, Virginia Tech 33
Georgia 36, VMI 14
Georgia Tech 40, Mississippi State 24

QUARTERFINALS

Vanderbilt 32, Mississippi 20
North Carolina 28, Auburn 15
Georgia 27, Maryland 22
South Carolina 32, Georgia Tech 18

SEMIFINALS

Vanderbilt 31, South Carolina 25
Georgia 23, North Carolina 20

CHAMPIONSHIP GAME

Vanderbilt 46, Georgia 44
VANDERBILT – Stuart 19, Baker 14,

McCall 5, Bridges 4, Moss 4.
GEORGIA – Keen 18, Florence 16, Drew 4,
Forbes 4, Turner 2.
Halftime – Georgia 20, Vanderbilt 18.

1928 (at Atlanta, GA)

FIRST ROUND

Mississippi 40, North Carolina 35
Kentucky 56, South Carolina 40
Virginia 42, Alabama 28
Mississippi State 44, Washington & Lee 24
Auburn 27, Clemson 26
Louisiana State 44, North Carolina 38
Georgia 47, VMI 36
Georgia Tech 50, Florida 24

QUARTERFINALS

Mississippi 55, Louisiana State 28
Mississippi State 44, Virginia 28
Auburn 30, Georgia Tech 29
Kentucky 33, Georgia 18

SEMIFINALS

Auburn 42, Mississippi State 34
Mississippi 41, Kentucky 29

CHAMPIONSHIP GAME

Mississippi 31, Auburn 30
MISSISSIPPI – Lee 8, C. Phillips 8, Selby 6, A. Phillips 5, Laird 4.
AUBURN – Akin 15, DuBose 7, Ellis 5, F. James 2, E. James 1.
Halftime – Auburn 15, Mississippi 8.

1929 (at Atlanta, GA)

FIRST ROUND

Mississippi 37, Maryland 35
Kentucky 29, Tulane 15
Washington & Lee 32, Louisiana State 22
North Carolina State 48, Tennessee 32
Duke 38, Alabama 32
Georgia 42, Auburn 24
North Carolina 43, Mississippi St. 18
Clemson 30, Georgia Tech 26

QUARTERFINALS

North Carolina State 31, Clemson 28
Mississippi 50, Washington & Lee 28
Georgia 26, Kentucky 24
Duke 34, North Carolina 17

SEMIFINALS

North Carolina State 34, Mississippi 32
Duke 43, Georgia 37

CHAMPIONSHIP GAME

North Carolina State 44, Duke 35
NORTH CAROLINA STATE – Goodwin 14, Haar 11, Johnson 9, Young 8, Warren 2.
DUKE – Croson 12, Councilor 6, Candler 5, Farley 4, Rogers 4, Werber 4.
Halftime – N. Carolina State 25, Duke 18.

Tournament Results

2005-06 MEN'S BASKETBALL

1930 (at Atlanta, GA)

FIRST ROUND

Univ. of South 25, North Carolina State 19
Washington & Lee 33, Mississippi 29
Alabama 31, Clemson 22
Tennessee 28, VMI 20
Duke 43, Louisiana State 34
Kentucky 26, Maryland 21
Georgia 26, North Carolina 17
Georgia Tech 53, Tulane 31

QUARTERFINALS

Alabama 29, Georgia 26
Kentucky 44, University of South 22
Tennessee 38, Washington & Lee 29
Duke 44, Georgia Tech 35

SEMIFINALS

Duke 37, Kentucky 32
Alabama 32, Tennessee 22

CHAMPIONSHIP GAME

Alabama 31, Duke 24
ALABAMA – Smith 9, Laney 7, Wambsgan 7, O'Neill 6, Hood 2.
DUKE – Werber 10, Croson 6, Rogers 4, Farley 3, Councilor 2.
Halftime – Alabama 15, Duke 11.

1931 (at Atlanta, GA)

FIRST ROUND

North Carolina 23, Vanderbilt 21
Auburn 33, Virginia 26
Duke 31, Clemson 27
Tennessee 26, Alabama 20
Maryland 37, Louisiana State 33
Georgia 32, Washington & Lee 31
Kentucky 33, North Carolina State 28
Florida 53, Georgia Tech 48

QUARTERFINALS

Maryland 19, North Carolina 17
Florida 33, Tennessee 29
Kentucky 35, Duke 30
Georgia 31, Auburn 27

SEMIFINALS

Maryland 26, Georgia 25
Kentucky 56, Florida 35

CHAMPIONSHIP GAME

Maryland 29, Kentucky 27
MARYLAND – Berger 12, Ronkin 7, Norris 5, Mays 3, Chalmers 2.
KENTUCKY – Bronston 14, McGinnis 7, Yater 5, Worthington 1.
Halftime – Maryland 18, Kentucky 7.

1932 (at Atlanta, GA)

FIRST ROUND

Virginia 20, Alabama 16
North Carolina 35, Tennessee 25
Duke 44, Vanderbilt 32
Kentucky 50, Tulane 30
Florida 39, Maryland 24
Auburn 34, North Carolina State 33

Georgia 48, Mississippi State 26
Louisiana State 36, Georgia Tech 33

QUARTERFINALS

Duke 33, Florida 22
North Carolina 43, Kentucky 42
Auburn 30, Louisiana State 22
Georgia 40, Virginia 19

SEMIFINALS

North Carolina 52, Auburn 31
Georgia 43, Duke 32

CHAMPIONSHIP GAME

Georgia 26, North Carolina 24
GEORGIA – Young 10, Moran 8, Smith 7, Chandler 1.
NORTH CAROLINA – Hines 11, Alexander 6, Weathers 4, McCachren 2, Edwards 1.
Halftime – Georgia 18, North Carolina 16

1933 (at Raleigh, NC)

FIRST ROUND

North Carolina 32, Virginia 27
Washington & Lee 35, N. Carolina State 34
Duke 38, Virginia 24
South Carolina 65, Maryland 28

SEMIFINALS

South Carolina 34, North Carolina 32
Duke 41, Washington & Lee 32

CHAMPIONSHIP GAME

South Carolina 33, Duke 21
SOUTH CAROLINA – Henderson 13, F. Tompkins 13, B. Tompkins 4, Roland 3.
DUKE – Holbrook 9, J. Thompson 9, H. Thompson 3.
Halftime – Duke 15, South Carolina 13.

1934 (at Raleigh, NC)

FIRST ROUND

Washington & Lee 45, Maryland 37
North Carolina 27, Virginia 18
Duke 35, VMI 14
North Carolina State 43, South Carolina 24

SEMIFINALS

Washington & Lee 32, N. Carolina State 28
Duke 21, North Carolina 18

CHAMPIONSHIP GAME

Washington & Lee 30, Duke 29
WASHINGTON & LEE – Pette 8, Sawyers 7, Smith 6, Jones 5, Fields 4.
DUKE – J. Thompson 10, Mack 7, H. Thompson 6, Bell 2, Ferguson 2, Weaver 2.
Halftime – Duke 23, Washington & Lee 17.

1935 (at Raleigh, NC)

FIRST ROUND

North Carolina State 42, VMI 30
Duke 39, Virginia 32
North Carolina 46, South Carolina 25
Washington & Lee 29, Clemson 25

SEMIFINALS

North Carolina 30, North Carolina State 28
Washington & Lee 31, Duke 27

CHAMPIONSHIP GAME

North Carolina 35, Washington & Lee 27
NORTH CAROLINA – Aitken 11, Harris 7, Nelson 6, Webster 6, Kaveny 2, McCachren 2, Glace 1.
WASHINGTON & LEE – Pette 8, Smith 8, Fields 5, Ellis 2, Iler 2, Richardson 2.
Halftime – North Carolina 16, Washington & Lee 11.

1936 (at Raleigh, NC)

FIRST ROUND

North Carolina 39, Virginia 21
Washington & Lee 36, Virginia Tech 20
Maryland 47, Duke 35
North Carolina State 32, Clemson 31

SEMIFINALS

Washington & Lee 38, Maryland 32
North Carolina 31, North Carolina State 28

CHAMPIONSHIP GAME

North Carolina 50, Washington & Lee 45
NORTH CAROLINA – Bershak 15, Kaveny 13, Mullis 6, Ruth 6, McCachren 5, Nelson 5.
WASHINGTON & LEE – Spessard 21, Pette 9, Heath 7, Carson 4, Iler 4.
Halftime – Washington & Lee 31, North Carolina 19.

1937 (at Raleigh, NC)

FIRST ROUND

Washington & Lee 42, South Carolina 22
Wake Forest 33, Richmond 24
North Carolina State 42, Maryland 35
North Carolina 34, Duke 30

SEMIFINALS

Washington & Lee 27, N. Carolina State 23
North Carolina 37, Wake Forest 35

CHAMPIONSHIP GAME

Washington & Lee 44, North Carolina 33
WASHINGTON & LEE – Spessard 25, Borries 8, Iler 7, Carson 2, Frazier 2.
NORTH CAROLINA – Mullis 13, Potts 9, Bershak 5, Ruth 4, McCachren 2.
Halftime – Washington & Lee 23, North Carolina 16.

1938 (at Raleigh, NC)

FIRST ROUND

Clemson 35, Richmond 32
Washington & Lee 48, North Carolina 33
Maryland 45, The Citadel 43
Duke 44, North Carolina State 33

SEMIFINALS

Clemson 38, Washington & Lee 33
Duke 35, Maryland 32

CHAMPIONSHIP GAME

Duke 40, Clemson 30
DUKE – Swindell 14, Edwards 12, Bergman 8, Hoffman 2, Minor 2, O'Mara 2.
CLEMSON – McFadden 13, Cheves 7, Kitchens 6, Flathman 3, Bryce 1.
Halftime – Duke 20, Clemson 11.

1939 (at Raleigh, NC)

FIRST ROUND

Richmond 31, VMI 20,
North Carolina State 40, Duke 39
Clemson 44, North Carolina 43

QUARTERFINALS

Davidson 43, Washington & Lee 32
Maryland 47, Richmond 32
North Carolina State 40, The Citadel 38
Clemson 30, Wake Forest 28

SEMIFINALS

Maryland 53, North Carolina State 29
Clemson 49, Davidson 33

CHAMPIONSHIP GAME

Clemson 39, Maryland 27
CLEMSON – Lancaster 14, McFadden 9, Buchanan 8, Bryce 5, Flathman 2, Moorman 1.
MARYLAND – Johnson 9, DeWitt 7, Mondorf 4, Knepley 3, Bengoechea 2, Rea 2.
Halftime – Tied 17-17.

1940 (at Raleigh, NC)

FIRST ROUND

Wake Forest 40, Richmond 34
Duke 40, The Citadel 35
North Carolina 50, Clemson 41
Maryland 43, Washington & Lee 30

SEMIFINALS

North Carolina 43, Wake Forest 35
Duke 44, Maryland 32

CHAMPIONSHIP GAME

North Carolina 43, Duke 23
NORTH CAROLINA – Severin 1 0-0 2, Dilworth 0 1-2 1, Rose 1 2-2 4, Smith 0 0-0 0, Glamack 7 4-5 8, Pessar 2 0-0 4, Mathes 2 1-1 5, Roberson 0 0-0 0, Howard 2 0-0 4, Gersten 0 1-1 1. Totals – 15 9-11 39.
DUKE – Parson 1 0-0 2, Price 2 2-3 6, Mock 2 1-1 5, Shokes 0 0-0 0, Holley 2 1-1 5, Allen 1 3-3 5, Valasek 0 0-0 0, Connelly 0 0-2 0, McCahan 0 0-0 0. Totals 8 7-10 23.
Halftime – North Carolina 30, Duke 14.

1941 (at Raleigh, NC)

FIRST ROUND

Duke 38, North Carolina 37
South Carolina 41, Richmond 32
William & Mary 52, Wake Forest 34
VMI 39, Washington & Lee 32

SEMIFINALS

South Carolina 37, VMI 36
Duke 57, William & Mary 42

CHAMPIONSHIP GAME
Duke 53, South Carolina 30

DUKE – Rothbaum 2 2-2 6, Price 0 0-1 0, Mock 2 0-0 4, Spuhler 4 1-3 9, Holley 8 0-1 16, Valasek 4 0-1 8, McCahan 2 1-2 5, Shokes 2 1-1 5, Connelly 0 0-1 0. Totals 24 5-12 53.

SOUTH CAROLINA – Lofdahl 1 0-0 2, Hymson 2 0-1 4, Westmoreland 6 4-7 16, Lytle 2 2-5 6, Roskie 1 0-3 2, Anderson 0 0-0 0, Durham 0 0-3 0. Totals – 12 6-19 30.

Halftime – Duke 15, South Carolina 14.

1942 (at Raleigh, NC)
FIRST ROUND

Duke 59, Washington & Lee 41
North Carolina State 56, South Carolina 43
Wake Forest 32, North Carolina 26
William & Mary 44, George Washington 43

SEMIFINALS

Duke 54, Wake Forest 45
North Carolina State 53, William & Mary 52

CHAMPIONSHIP GAME
Duke 45, North Carolina State 34

DUKE – Spuhler 2 0-3 4, Rothbaum 2 2-5 6, Seward 0 2-3 2, Allen 3 4-5 10, Gantt 1 0-0 2, McCahan 3 0-0 6, G. Loftis 3 1-2 7, Stark 1 0-0 2, C. Loftis 3 0-1 6. Totals – 18 9-19 45.
NORTH CAROLINA STATE – Mock 3 4-5 10, Ball 1 1-1 3, Stevens 2 0-0 4, Strayhorn 0 1-1 1, McKinney 5 1-1 11, Tabscott 2 1-4 5, Almond 0 0-0 0, Carvalho 0 0-2 0. Totals – 13 8-14 34.

Halftime – Duke 20, N. Carolina State 19.

1943 (at Raleigh, NC)
FIRST ROUND

Davidson 33, North Carolina State 30
George Washington 49, William & Mary 23
Duke 57, VMI 41
The Citadel 37, South Carolina 23

SEMIFINALS

George Washington 47, Davidson 40
Duke 56, The Citadel 37

CHAMPIONSHIP GAME
George Washington 56, Duke 40

GEORGE WASHINGTON – Konizewski 4 1-1 9, Jackson 1 0-0 2, Groetzinger 3 0-2 6, Myers 0 1-1 1, Gustafson 4 4-6 12, McNary 0 0-0 0, Rausch 7 2-4 16, Wagman 1 0-0 2, Gallagher 3 2-2 8, Reichwein 0 0-0 0. Totals – 23 10-16 56.

DUKE – Seward 5 0-0 10, Carver 4 1-5 9, Coleman 1 0-0 2, Gantt 2 0-2 4, C.Loftis 6 1-1 13, G. Loftis 1 0-0 2. Totals – 19 2-8 40.

Halftime – Geo Washington 30, Duke 20.

1944 (at Raleigh, NC)
FIRST ROUND

Virginia Tech 38, Davidson 34
North Carolina State 42, Maryland 23
North Carolina 62, Richmond 41
Duke 68, William & Mary 25

SEMIFINALS

North Carolina 39, Virginia Tech 24
Duke 40, North Carolina State 32

CHAMPIONSHIP GAME
Duke 44, North Carolina 27

DUKE – Carver 5 1-2 11, Turner 0 0-0 0, Gilbert 0 0-1 0, Hartley 4 0-0 8, Wright 4 7-7 15, Hyde 0 0-0 0, Harner 2 3-4 7, Metzler 0 0-0 0, Balitzaris 0 0-0 0, Bailey 1 1-1 3. Totals – 16 12-15 44.

NORTH CAROLINA – Mock 3 1-1 7, Poole 0 0-0 0, Box 5 2-3 12, Donnan 0 0-0 0, Dewell 1 2-4 4, Altemose 0 0-1 0, Fitch 0 1-3 1, Creticos 1 0-0 2, Anderson 0 0-0 0, Hayworth 0 1-1 1. Totals – 10 7-13 27.

Halftime – Duke 27, North Carolina 17.

1945 (at Raleigh, NC)
FIRST ROUND

South Carolina 55, Clemson 24
North Carolina 52, North Carolina State 28
William & Mary 54, The Citadel 41
Duke 76, Maryland 49

SEMIFINALS

North Carolina 39, South Carolina 26
Duke 59, William & Mary 22

CHAMPIONSHIP GAME
North Carolina 49, Duke 38

NORTH CAROLINA – Jordan 7 5-5 19, Allen 0 0-0 0, Dillon 3 2-4 8, Paxton 2 1-3 5, Anderson 0 1-1 1, Thompson 0 0-0 0, Alvarez 6 3-7 15, Markin 0 1-1 1. Totals:18 13-21 49.

DUKE – Carver 4 5-5 13, Sapp 1 3-6 5, Brunner 0 0-0 0, Van Sholk 1 1-1 3, Koffenberger 4 3-3 11, Green 0 0-0 0, Buckley 2 0-0 4, Crowder 1 0-0 2, Steele 0 0-0 0, Roelike 0 0-0 0. Totals – 13 12-16 38.

Halftime – North Carolina 19, Duke 16.

1946 (at Raleigh, NC)
FIRST ROUND

Virginia Tech 39, George Washington 33
Duke 44, North Carolina State 38
North Carolina 54, Maryland 27
Wake Forest 42, William & Mary 31

SEMIFINALS

Wake Forest 31, North Carolina 29
Duke 44, Virginia Tech 38

CHAMPIONSHIP GAME
Duke 49, Wake Forest 30

DUKE – Seward 4 1-1 9, Cordell 0 0-0 0, Ausbon 5 1-3 11, Cheek 0 0-0 0, Koffenberger 3 5-6 11, Corrington 0 0-0 0, Gordon 3 0-1 6, Robinson 1 0-0 2, Whiting 4 2-2 10, Gray 0 0-0 0. Totals – 20 9-12 49.

WAKE FOREST – Veitch 2 0-0 4, Williams 5 1-1 11, Mayberry 0 0-2 0, Walters 2 1-3 5, Hinerman 3 2-5 8, Lougee 1 0-0 2, Ognovich 0 0-0 0. Totals:13 4-11 30.

Halftime – Duke 24, Wake Forest 16.

1947 (at Durham, NC)
FIRST ROUND

South Carolina 56, Duke 54
North Carolina State 55, Maryland 43
George Washington 70, Washington & Lee 55
North Carolina 55, Richmond 43

SEMIFINALS

N. Carolina State 70, George Washington 47
North Carolina 58, South Carolina 33

CHAMPIONSHIP GAME
North Carolina St. 50, North Carolina 48

NORTH CAROLINA STATE – Dickey 0 2-4 2, Sloan 0 0-0 0, McComas 2 0-2 4, Cartier 4 2-4 10, Bartels 4 6-7 14, Negley 7 4-4 18, Katkavek 0 2-6 2. Totals – 17 16-27 50.

NORTH CAROLINA – Paxton 4 2-3 10, Hamilton 1 2-2 4, Hartley 0 0-0 0, Nearman 4 3-6 11, Dillon 0 0-1 0, White 4 2-3 10, Kohler 5 2-3 12, Hayworth 0 0-1 0, Thorne 0 1-1 1. Totals – 18 12-20 48.

Halftime – North Carolina 31, North Carolina St. 27.

1948 (at Durham, NC)
FIRST ROUND

William & Mary 61, Wake Forest 56
Duke 63, South Carolina 48

QUARTERFINALS

North Carolina 61, Virginia Tech 40
Davidson 58, Maryland 51
N. Carolina State 73, William & Mary 52
Duke 54, George Washington 51

SEMIFINALS

North Carolina State 55, North Carolina 50
Duke 53, Davidson 37

CHAMPIONSHIP GAME
North Carolina State 58, Duke 50

NORTH CAROLINA STATE – McComas 3 2-2 8, Ranzino 1 1-1 3, Cartier 8 4-4 20, Stine 0 1-2 1, Horvath 6 1-1 13, Bunas 0 0-0 0, Bartels 2 1-2 5, Sloan 2 3-4 7, Katkavek 0 1-1 1. Totals – 22 14-17 58.

DUKE – Ausbon 2 2-6 6, Duff 0 3-3 3, Youmans 8 0-2 16, York 0 1-2 1, Collins 3 1-3 7, Sapp 0 0-0 0, Martin 3 0-0 6, Gordon 3 3-5 9, Hughes 0 2-3 2. Totals – 19 12-24 50.

Halftime – Duke 27, North Carolina 24

1949 (at Durham, NC)
FIRST ROUND

North Carolina State 64, Wake Forest 42
North Carolina 79, Maryland 61
George Washington 62, South Carolina 45
William & Mary 54, Davidson 50

SEMIFINALS

North Carolina State 43, North Carolina 40
George Washington 78, William & Mary 74

CHAMPIONSHIP GAME
N. Carolina State 55, George Washington 39

NORTH CAROLINA STATE – Dickey 2 6-6 10, Ranzino 2 1-1 5, McComas 2 2-2 6, Horvath 5 2-2 12, Cartier 2 4-5 8, Bunas 1 3-5 5, Harand 1 0-0 2, Garrison 2 3-4 7. Totals – 17 21-25 55.

GEORGE WASHINGTON – Moffatt 1 2-4 4, Haithcock 0 5-5 5, Pietras 0 0-0 0, Adler 1 2-2 4, Schreiber 0 1-2 1, Small 0 1-1 1, Cantwell 5 2-3 12, Shapiro 0 0-0 0, Witkin 3 1-2 7, McNuff 2 1-1 5. Totals – 12 15-20 39.

Halftime – North Carolina State 25, George Washington 24.

1950 (at Durham, NC)
FIRST ROUND

North Carolina State 67, Virginia Tech 42
Wake Forest 65, George Washington 61
Duke 53, South Carolina 41
William & Mary 50, North Carolina 43

SEMIFINALS

North Carolina State 59, Wake Forest 53
Duke 60, William & Mary 50

CHAMPIONSHIP GAME
North Carolina State 67, Duke 47

NORTH CAROLINA STATE – Dickey 3 0-1 6, Ranzino 12 7-8 31, Stine 1 0-0 2, Cartier 1 1-1 3, Horvath 7 4-5 18, Cook 0 0-0 0, Bunas 1 3-5 5, Harand 0 1-2 1, Terrell 0 1-2 1. Totals – 25 17-24 67.

DUKE – Scarborough 3 1-4 7, Youmans 4 3-7 11, Allen 1 1-1 3, Kulpas 0 2-2 2, York 5 1-1 11, Crowder 3 0-1 6, Engberg 0 0-1 0, Fleming 2 3-3 7. Totals – 18 11-20 47.

Halftime – N. Carolina State 31 Duke 26.

1951 (at Raleigh, NC)
FIRST ROUND

North Carolina St 83, South Carolina 53
Maryland 50, Clemson 48
Duke 64, Virginia Tech 61
William & Mary 88, West Virginia 67

SEMIFINALS

North Carolina State 54, Maryland 45
Duke 71, William & Mary 69

CHAMPIONSHIP GAME
North Carolina State 67, Duke 63

NORTH CAROLINA STATE – Ranzino 5 4-7 14, Speight 5 4-5 14, Brandenburg 1 1-1 3, Horvath 10 5-10 25, Bunas 2 0-1 4, Terrill 2 2-2 6, Yurin 0 1-1 1, Kukoy 0 0-1 0. Totals – 25 17-28 67.

DUKE – Fleming 2 5-8 9, Crowder 1 1-1 3, Johnson 2 2-2 6, Latimer 1 0-1 2, Deimling 0 2-2 2, Allen 0 0-0 0, Kulpan 0 2-2 2, Groat 11 9-13 31, York 4 0-2 8. Totals:21 21-31 63.

Halftime – North Carolina State 29, Duke 27.

Tournament Results

2005-06 MEN'S BASKETBALL

1952 (at Raleigh, NC)

FIRST ROUND

Duke 51, Maryland 48
West Virginia 77, William & Mary 64
North Carolina State 73, Furman 68
George Washington 78, Clemson 65

SEMIFINALS

Duke 90, West Virginia 88
N. Carolina State 76, George Washington 64

CHAMPIONSHIP GAME

North Carolina State 77, Duke 68

NORTH CAROLINA STATE – Kukoy 4 2-3 10, Thompson 6 4-5 16, Tyler 1 5-7 7, Brandenburg 0 0-0 0, Speight 5 6-11 16, Cook 1 1-1 3, Knapp 2 0-0 4, Yurin 1 2-2 4, Terrill 5 1-4 11, Gotkin 3 0-1 6. Totals – 28 21-34 77.

DUKE – Janicki 6 6-6 18, Fleming 0 1-5 1, Latimer 0 1-2 1, Lacy 3 2-3 8, Crowder 1 0-0 2, Deimling 1 3-4 5, Glason 0 0-0 0, Groat 7 13-15 27, D'Emilio 2 0-1 4, Thonson 1 0-0 2. Totals – 21 26-36 68.

Halftime – Duke 38, North Carolina State 35.

1953 (at Raleigh, NC)

FIRST ROUND

North Carolina State 86, North Carolina 54
West Virginia 91, Furman 87
Wake Forest 88, Richmond 70
Maryland 74, Duke 65

SEMIFINALS

North Carolina State 85, West Virginia 80
Wake Forest 61, Maryland 59

CHAMPIONSHIP GAME

Wake Forest 71, North Carolina State 70

WAKE FOREST – Williams 4 9-14 17, George 2 2-3 6, Lipstas 2 4-10 8, Davis 0 2-4 2, Hemric 5 6-8 16, DePorter 5 4-4 14, Lyles 2 4-5 8, Devos 0 0-2 0. Totals – 20 31-50 71.

NORTH CAROLINA STATE – Kukoy 1 0-0 2, Speight 3 6-6 12, Tyler 2 6-7 10, Knapp 1 2-2 4, Thompson 9 8-10 26, Goss 0 3-4 3, Applebaum 1 1-1 3, Gotkin 0 0-0 0, Scheffel 2 1-3 5, Morris 1 0-1 2, Yurin 0 3-3 3. Totals – 20 30-37 70.

Halftime – Wake Forest 36, North Carolina State 34.

1954 (at Morgantown, WV)

FIRST ROUND

West Virginia 84, William & Mary 69
George Washington 76, Washington & Lee 64
Furman 84, Davidson 68
Richmond 84, VMI 66

SEMIFINALS

Richmond 85, Furman 81 (OT)
George Washington 83, West Virginia 74

CHAMPIONSHIP GAME

George Washington 83, Richmond 70

RICHMOND – Daniel 0-1-2 1, Moran 6 3-5 15, Lysaght 3 2-4 8, Conner 4 2-4 10, Witt 1 2-2 4, Mills 3 7-7 13, Harrison 7 5-10 19, Poor 0 0-0 0. Totals – 24 22-34 70.

GEORGE WASHINGTON – John Holup 2 4-8 8, Karver 4 2-2 10, Morrison 1 0-0 2, Joe Holup 2 6-7 10, Devlin 16 9-12 41, Klein 0 3-3 3, Ortiz 0 0-0 0, Catino 3 3-6 9. Totals – 28 27-38 83.

Halftime – George Washington 42, Richmond 30.

1955 (at Richmond, VA)

FIRST ROUND

Washington & Lee 97, Furman 63
West Virginia 73, VMI 66
Richmond 90, William & Mary 75
George Washington 74, Davidson 36

SEMIFINALS

George Washington 67, Richmond 65
West Virginia 89, Washington & Lee 74

CHAMPIONSHIP GAME

West Virginia 58, George Washington 48

GEORGE WASHINGTON – Devlin 11 2-2 24, Sweeney 0 0-0 0, Petcavich 0 8-9 8, Manning 0 1-2 1, Holup 4 0-2 8, Walowac 0 0-0 0, Goodwin 0 0-0 0, Ciriello 0 0-0 0, Vail 0 0-0 0, Klein 2 0-1 4, Catino 1 1-2 3. Totals – 18 12-18 48.

WEST VIRGINIA – Hundley 10 10-16 30, Bergines 1 1-6 3, Witting 0 2-3 2, White 1 5-7 7, Spadafore 1 0-0 2, Kishbaugh 4 6-6 14. Totals – 17 24-38 58.

Halftime – West Virginia 28, George Washington 23.

1956 (at Richmond, VA)

FIRST ROUND

Washington & Lee 63, George Washington 60
West Virginia 59, Davidson 53
Richmond 79, William & Mary 62
Furman 84, Virginia Tech 70

SEMIFINALS

Richmond 65, Washington & Lee 56
West Virginia 77, Furman 74

CHAMPIONSHIP GAME

West Virginia 58, Richmond 56

RICHMOND – Lysaght 10 6-6 26, Peschel 4 3-6 11, Daniel 0 0-0 0, Adkins 2 2-2 6, Harrison 0 7-8 7, Mitchell 1 4-5 6, Morris 0 0-0 0. Totals – 17 22-27 56.

WEST VIRGINIA – Bergines 1 2-2 4, Mullins 2 1-2 5, Hundley 10 6-6 26, Witting 1 0-0 2, Sharrar 3 1-5 7, Kishbaugh 1 0-1 2, Vincent 5 2-2 12, Gardner 0 0-1 0. Totals – 23 12-19 58.

Halftime – West Virginia 35, Richmond 30.

1957 (at Richmond, VA)

FIRST ROUND

West Virginia 71, Davidson 51
Washington & Lee 85, The Citadel 62
Richmond 90, Furman 71
Virginia Tech 64, William & Mary 56

SEMIFINALS

West Virginia 83, Richmond 62
Washington & Lee 68, Virginia Tech 54

CHAMPIONSHIP GAME

West Virginia 67, Washington & Lee 52

WASHINGTON & LEE – Strick 1 2-2 4, Lassman 0 0-0 0, Hoss 4 0-1 8, Marshall 8 3-5 19, Flora 7 4-4 18, Smith 1 1-2 3, McPherson 0 0-0 0, Surface 0 0-0 0. Totals – 21 10-14 52.

WEST VIRGINIA – Hundley 9 6-6 24, Smith 6 2-4 14, Sharrar 5 6-9 16, Kishbaugh 2 1-2 5, Vincent 2 4-6 8, Gardner 0 0-0 0. Totals – 24 19-27 67.

Halftime – Washington & Lee 30, West Virginia 28.

1958 (at Richmond, VA)

FIRST ROUND

Richmond 63, The Citadel 59
George Washington 73, Furman 59
West Virginia 91, Davidson 61
William & Mary 79, Virginia Tech 61

SEMIFINALS

West Virginia 81, Richmond 70
William & Mary 57, George Washington 56

CHAMPIONSHIP GAME

West Virginia 74, William & Mary 58

WEST VIRGINIA – Smith 4 6-7 14, West 4 1-4 9, Sharrar 3 6-8 12, Gardner 5 6-9 16, Retton 1 0-0 2, Akers 5 2-3 12, Bolyard 2 2-2 6, Goode 0 1-4 1, Clousson 1 0-0 2, Eddy 0 0-1 0, Schertzinger 0 0-0 0. Totals – 25 24-38 74.

WILLIAM & MARY – Lange 5 9-12 19, Vaughan 0 2-2 2, Cohen 2 2-4 6, Engelken 4 4-5 12, Farrington 2 1-4 5, Cornell 1 2-2 4, Sanders 2 4-7 8, Goldstein 1 0-0 2, McCray 0 0-0 0, Darrow 0 0-0 0. Totals – 17 24-36 58.

Halftime – West Virginia 32, William & Mary 22.

1959 (at Richmond, VA)

FIRST ROUND

William & Mary 87, Richmond 69
The Citadel 93, Furman 88
West Virginia 100, Davidson 65
George Washington 85, Virginia Tech 67

SEMIFINALS

West Virginia 85, William & Mary 82
The Citadel 53, George Washington 52

CHAMPIONSHIP GAME

West Virginia 85, The Citadel 66

WEST VIRGINIA – West 10 7-8 27, Akers 1 2-4 4, Clousson 0 1-1 1, Smith 3 0-2 6, Bolyard 4 3-6 11, Retton 3 0-0 6, Patrone 9 2-3 20, Ritchie

4 2-3 10. Totals – 34 17-27 85.

THE CITADEL – Graves 6 1-1 13, Musselman 3 1-3 7, Blackledge 1 3-3 5, Wherry 2 2-2 6, Jones 7 3-3 17, Buchanan 1 0-0 2, Elliott 3 0-2 6, Wehrmeister 2 2-4 6, Weeks 2 0-1 4, Records 0 0-0 0. Totals – 27 12-19 66.

Halftime – West Virginia 39, The Citadel 33.

1960 (at Richmond, VA)

FIRST ROUND

Virginia Tech 78, Richmond 58
West Virginia 90, VMI 83
George Washington 74, The Citadel 60
William & Mary 82, Furman 74

SEMIFINALS

Virginia Tech 88, George Washington 52
West Virginia 117, William & Mary 83

CHAMPIONSHIP GAME

West Virginia 82, Virginia Tech 72

VIRGINIA TECH – Ayersman 2 1-4 5, Rice 2 2-3 6, Smith 5 4-7 14, Mills 3 4-6 10, Keller 10 5-6 25, Blake 5 0-0 10, Shepherd 0 0-0 0, Fleischman 0 2 2 2. Totals – 27 18-28 72.

WEST VIRGINIA – West 4 6-8 14, Ritchie 4 2-4 10, Akers 3 3-3 9, Patrone 6 5-6 17, Warren 8 2-2 18, Posch 1 3-3 5, Miller 4 1-1 9, Ward 0 0-0 0. Totals – 30 22-27 82.

Halftime – Virginia Tech 38, West Virginia 36.

1961 (at Richmond, VA)

FIRST ROUND

The Citadel 70, Richmond 66
West Virginia 89, VMI 71
William & Mary 86, Furman 84 (3 OT)
George Washington 84, Virginia Tech 83

SEMIFINALS

George Washington 94, The Citadel 87
William & Mary 88, West Virginia 76

CHAMPIONSHIP GAME

George Washington 93, William & Mary 82

GEORGE WASHINGTON – Ardell 2 4-4 8, Markowitz 8 4-6 20, Ingram 5 1-4 11, Feldman 16 13-20 45, Norton 4 1-1 9, Usiskin 0 0-0 0, Schweickhardt 0 0-0 0. Totals – 35 23-35 93.

WILLIAM & MARY – Vaughan 5 1-2 11, Gooding 2 4-4 8, Cohen 12 14-21 38, Bergey 4 1-1 9, Roberts 3 6-8 12, Dickerson 1 0-0 2, Cowley 0 0-0 0, Harris 1 0-0 2, Woollum 0 0-0 0, Corns 0 0-0 0, Hume 0 0-0 0. Totals – 28 26-36 82.

Halftime – George Washington 44, William & Mary 41.

1962 (at Richmond, VA)

FIRST ROUND

George Washington 85, Davidson 81
VMI 76, Furman 61
West Virginia 97, Richmond 75
Virginia Tech 101, The Citadel 83

SEMIFINALS

West Virginia 86, George Washington 73
Virginia Tech 70, VMI 66

CHAMPIONSHIP GAME

West Virginia 88, Virginia Tech 72
VIRGINIA TECH – Keller 3 1-4 7, Pardue 6 4-7 16, Benfield 2 3-5 7, Alvis 7 3-5 17, Quesberry 4 0-0 8, Melear 3 6-7 12, Jacobs 0 2-3 2, Fleischman 1 0-0 2, Cahill 0 0-0 0, Adams 0 1-2 1, Vicars 0 0-0 0. Totals 26 20-33-72.

WEST VIRGINIA – Thorn 7 1-2 15, Ward 6 5-6 17, Lowry 6 4-6 16, Catlett 6 0-1 12, Weir 5 7-9 17, Wolfe 1 0-0 2, Schuck 3 2-5 8, Bode 0 0-0 0, McWilliams 0 1-2 1. Totals – 34 20-31 88.

Halftime – West Virginia 38, Virginia Tech 18.

1963 (at Richmond, VA)
FIRST ROUND

Furman 57, George Washington 54
Davidson 108, VMI 71

West Virginia 75, Richmond 44
Virginia Tech 74, William & Mary 72

SEMIFINALS

Davidson 75, Virginia Tech 67
West Virginia 81, Furman 63

CHAMPIONSHIP GAME

West Virginia 79, Davidson 74
DAVIDSON – Jarman 8 7-8 23, Holland 6 2-3 14, Hetzel 7 7-7 21, Teague 1 6-6 8, Davidson 1 0-0 2, Evans 1 0-1 2, Beerman 2 0-1 4, Marcon 0 0-0 0. Totals – 26 22-26 74.
WEST VIRGINIA – Catlett 1 2-2 4, Wolfe 1 1-2 3, Lowry 7 6-8 20, Thorn 8 6-7 22, McCormick 6 7-8 19, Lentz 0 4-4 4, Maphis 0 2-2 2, Shuck 0 0-0 0, Weir 1 1-1 3, Ray 0 2-2 2. Totals – 24 31-36 79.

Halftime – Tied 46-46.

1964 (at Charlotte, NC)
FIRST ROUND

West Virginia 85, William & Mary 73
Davidson 91, The Citadel 62
VMI 77, Furman 73
George Washington 64, Virginia Tech 62

SEMIFINALS

VMI 82, Davidson 81
George Washington 88, West Virginia 80

CHAMPIONSHIP GAME

VMI 61, George Washington 56
VMI – Gausepohl 1 2-4 4, Schmaus 9 1-2 19, Watson 5 3-3 13, Blair 3 3-5 9, Kruzewski 5 4-7 14, Guy 0 2-2 2, Prosser 0 0-0 0. Totals – 23 15-23 61.

GEORGE WASHINGTON – Legins 0 3-3 3, Aruscavage 2 2-4 6, Adamitis 9 2-3 20, Duques 4 1-1 9, Clard 6 0-0 12, Farrell 2 0-0 4, Mallis 0 2-2 2, Russart 0 0-0 0. Totals – 23 10-13 56.

Halftime – George Washington 32, VMI 29.

1965 (at Charlotte, NC)
FIRST ROUND

West Virginia 94, George Washington 83
Davidson 86, VMI 73
Virginia Tech 103, Richmond 63
William & Mary 68, The Citadel 60

SEMIFINALS

West Virginia 74, Davidson 72 (OT)
William & Mary 70, Virginia Tech 59

CHAMPIONSHIP GAME

West Virginia 70, William & Mary 67 (2 OT)
WILLIAM & MARY – Walter 1 0-1 2, Morris 10 4-5 24, Pomeroy 4 1-1 9, Paffrath 3 0-1 6, Wenk 8 7-9 23, Eskay 1 1-2 3, Mitchell 0 0-0 0. Totals – 27 13-19 67.

WEST VIRGINIA – Lentz 8 0-1 16, Maphis 3 3-3 9, Camp 5 8-8 18, Quertinmont 2 6-9 10, Leshner 5 3-3 13, Palmer 1 0-0 2, Shaffer 1 0-0 2. Totals – 25 20-24 70.

Halftime – William & Mary 32, West Virginia 28

Regulation – Tied 54-54.

First Overtime – Tied 63-63.

1966 (at Charlotte, NC)
FIRST ROUND

Richmond 76, East Carolina 74
Davidson 79, The Citadel 61
West Virginia 95, VMI 80
William & Mary 78, Furman 73

SEMIFINALS

Davidson 85, Richmond 65
West Virginia 64, William & Mary 50

CHAMPIONSHIP GAME

Davidson 80, West Virginia 69
WEST VIRGINIA – Leshner 1 1-2 3, Reaser 2 0-0 4, Head 5 2-5 12, Williams 6 6-6 18, Cavacini 5 2-2 12, Ryczaj 4 4-5 12, Shaffer 3 0-0 6, Holmes 1 0-0 2. Totals – 27 15-20 69.

DAVIDSON – Snyder 10 7-8 27, Youngdale 4 2-3 10, Knowles 10 5-5 25, Lane 3 5-5 11, Squier 1 3-5 5, Leight 0 2-2 2, Hatcher 0 0-0 0, Clifton 0 0-0 0, Stone 0 1-0 1, Hyder 0 0-0 0. Totals – 28 24-29 80.

Halftime – Davidson 39, West Virginia 28.

1967 (at Charlotte, NC)
FIRST ROUND

Richmond 100, The Citadel 98 (OT)
Davidson 64, Furman 55
West Virginia 82, East Carolina 53
William & Mary 76, George Washington 66

SEMIFINALS

West Virginia 82, Richmond 70
Davidson 78, William & Mary 65

CHAMPIONSHIP GAME

West Virginia 81, Davidson 65
WEST VIRGINIA – Head 9 6-6 24, Reaser 7 8-8 22, Benfield 3 1-6 7, Holmes 1 2-2 4, Williams 8 1-4 17, Ludwig 2 1-2 5, Grimm 0

0-0 0, Hale 0 0-0 0, Penrod 0 0-0 0, Seafert 0 0-0 0, Lewis 1 0-0 2, Harvard 0 0-0 0. Totals – 31 19-28 81.

DAVIDSON – O'Neill 0 2-2 2, Youngdale 0 1-3 1, Knowles 6 1-2 13, Huckel 9 10-14 28, Moser 2 2-2 6, Dickens 0 0-0 0, Spann 3 5-6 11, Pickens 2 0-0 4. Totals – 22 21-29 65.

Halftime – West Virginia 32, Davidson 20.

1968 (at Charlotte, NC)
FIRST ROUND

Davidson 107, William & Mary 68
West Virginia 76, East Carolina 71
Furman 62, VMI 52
Richmond 100, The Citadel 88 (OT)

SEMIFINALS

West Virginia 102, Richmond 81
Davidson 79, Furman 63

CHAMPIONSHIP GAME
Davidson 87, West Virginia 70

DAVIDSON – Cook 6 2-2 14, Kroll 3 6-7 12, Maloy 6 11-13 23, Huckel 5 1-3 11, Moser 5 1-2 11, O'Neill 1 3-4 5, Knowles 5 1-1 11, Pickens 0 0-0 0, Youngdale 0 0-0 0, DeMoisey 0 0-0 0, Crosswhite 0 0-0 0, Postma 0 0-2 0. Totals – 31 25-34 87.

WEST VIRGINIA – Reaser 4 3-3 11, Hummell 7 3-4 17, Bailey 6 1-3 13, Holmes 1 0-0 2, Williams 5 2-2 12, Ludwig 5 1-1 11, Penrod 0 0-1 0, Lewis 0 0-1 0, Hale 1 0-1 2, Porter 0 0-0 0, Grimm 0 0-0 0, Harvard 0 2-2 2. Totals – 29 12-18 70.

Halftime – Davidson 47, West Virginia 24.

1969 (at Charlotte, NC)
FIRST ROUND

George Washington 90, The Citadel 73
Richmond 66, Furman 64
Davidson 99, VMI 75
East Carolina 48, William & Mary 35

SEMIFINALS

East Carolina 84, George Washington 79
Davidson 97, Richmond 83

CHAMPIONSHIP GAME
Davidson 102, East Carolina 76

DAVIDSON – Kroll 6 7-8 19, Cook 5 8-8 18, Maloy 8 9-12 25, Huckel 6 4-5 16, Moser 2 0-0 4, Crosswhite 1 4-5 6, O'Neill 3 0-1 6, Kirley 3 0-0 6, D. Postma 0 0-1 0, Orsbon 0 0-0 0, Stelzer 0 0-0 0, J. Postma 1 0-0 2. Totals – 35 32-40 102.

EAST CAROLINA – Kier 2 3-3 7, Gregory 5 0-0 10, Modlin 7 5-6 19, Thompson 3 4-5 10, Miller 6 3-3 15, Williams 0 0-0 0, Lindfelt 0 0-0 0, Collins 0 0-0 0, McKillop 1 1-2 3, Dunn 6 0-1 12, Haubenreiser 0 0-0 0, Kiernan 0 0-0 0. Totals – 30 16-20 76.

Halftime – Davidson 41, East Carolina 29.

1970 (at Charlotte, NC)
FIRST ROUND

Davidson 72, VMI 46
Richmond 75, East Carolina 73
William & Mary 82, Furman 67
George Washington 66, The Citadel 64

SEMIFINALS

Davidson 78, William & Mary 54
Richmond 77, George Washington 69

CHAMPIONSHIP GAME
Davidson 81, Richmond 61

DAVIDSON – Adrian 7 4-4 18, Kroll 8 6-6 22, Maloy 5 3-4 13, Cook 5 6-6 16, Kirley 1 0-0 2, Stelzer 0 0-0 0, Minkin 1 0-3 2, DeMoisey 0 0-0 0, J. Postma 1 1-3 3, Strong 0 0-1 0, Pierce 0 0-0 0, D. Postma 2 1-2 5. Totals – 30 21-29-81.

RICHMOND – Forster 2 0-0 4, Frazier 4 3-3 11, Hewitt 9 2-4 20, Welch 0 0-0 0, Bushkar 4 2-2 10, Owen 3 3-3 9, Greenway 1 3-4 5, Eisner 0 0-0 0, Wiseman 0 2-2 2, Earle 0 0-0 0. Totals – 28 15-18 61.

Halftime – Davidson 38, Richmond 25.

1971 (at Charlotte, NC)
FIRST ROUND

Richmond 69, East Carolina 67
Furman 95, The Citadel 82
William & Mary 69, VMI 65

SEMIFINALS

Furman 83, Davidson 79
Richmond 66, William & Mary 64

CHAMPIONSHIP GAME
Furman 68, Richmond 61

FURMAN – Jackson 9 5-7 23, Selvy 0 0-0 0, Cockrum 1 1-3 3, Dougherty 0 0-0 0, Ehlmann 0 0-0 0, Campbell 0 0-0 0, Martin 7 5-8 19, Hunt 0 0-0 0, Thomas 3 1-2 7, Newman 0 0-0 0, Collier 4 4-5 12, Livesay 0 0-0 0, Whitener 1 2-4 4. Totals – 25 11-19 68.

RICHMOND – Eisner 0 1-2 1, Anastasio 8 1-2 17, Hatcher 0 1-1 1, Welch 0 0-0 0, Amann 7 2-4 16, Ryfinski 7 3-5 17, Dausos 0 0-0 0, Hewitt 3 3-5 9. Totals – 25 11-19 61.

Halftime – Furman 33, Richmond 27

1972 (at Greenville, SC)
FIRST ROUND

Furman 126, VMI 80
Davidson 87, Appalachian State 77
William & Mary 98, Richmond 82
East Carolina 80, The Citadel 71

SEMIFINALS

Furman 93, William & Mary 74
East Carolina 81, Davidson 77

Tournament Results

2005-06 MEN'S BASKETBALL

CHAMPIONSHIP GAME

East Carolina 77, Furman 75 (OT)

EAST CAROLINA – Faber 4 4-6 12, Franklin 3 1-2 7, Fairley 6 1-4 13, Quash 6 6-7 18, Owens 2 4-5 8, Peszko 0 0-0 0, Crouse 0 0-0 0, Pope 5 2-3 12, White 3 1-1 7. Totals – 29 19-28 77.

FURMAN – Jackson 0 2-2 2, Clark 0 0-0 0, Bierly 3 3-4 9, Hunt 6 11-12 23, Simpson 15 6-9 36, Kelley 0 4-4 4, Dougherty 0 0-0 0, Brenizer 0 0-0 0, Collier 0 1-1 1. Totals 24 27-32 75.

Halftime – East Carolina 36, Furman 33.

Regulation – Tied 66-66.

1973 (at Richmond, VA)

FIRST ROUND

Davidson 88, VMI 77
East Carolina 96, Richmond 62
William & Mary 97, The Citadel 72
Furman 101, Appalachian State 68

SEMIFINALS

Davidson 79, William & Mary 76
Furman 68, East Carolina 60

CHAMPIONSHIP GAME

Furman 99, Davidson 81

FURMAN – Simpson 10 3-10 23, Mayes 10 4-5 24, Leonard 8 4-6 20, Hunt 2 0-0 4, Hill 2 0-0 4, Kelley 2 8-11 12, Lynch 4 1-2 9, Clark 0 0-2 0, Brenizer 1 0-0 2, Bierly 0 0-0 0, Dougherty 0 1-1 1. Totals – 39 21-37 99.
DAVIDSON – Dunn 7 10-12 24, T. Pecorak 2 2-2 6, Horowitz 3 4-4 10, Falconi 5 4-7 14, Sorrentino 5 0-0 10, J. Pecorak 4 2-3 10, Wagner 0 0-0 0, Powell 2 0-0 4, Parker 0 0-0 0, Gadaire 1 1-2 3. Totals – 29 23-30 81.

Halftime – Furman 48, Davidson 35.

1974 (at Richmond, VA)

FIRST ROUND

Richmond 69, VMI 59
Furman 75, Appalachian State 60
William & Mary 75, East Carolina 67 (2 OT)
Davidson 82, The Citadel 69

SEMIFINALS

Richmond 86, Davidson 68
Furman 70, William & Mary 55

CHAMPIONSHIP GAME

Furman 62, Richmond 60

FURMAN – Mayes 10 1-1 21, Lynch 3 0-1 6, Leonard 5 1-2 11, Kelley 5 4-5 14, Grimm 3 1-2 7, Hall 0 0-1 0, Bierly 1 1-2 3, Clark 0 0-0 0, Hill 0 0-1 0. Totals – 27 8-15 62.
RICHMOND – Gray 5 1-4 11, Stewart 9 1-2 19, McCurdy 7 1-2 15, Catlett 0 0-0 0, Mack 4 0-0 8, Sanford 1 0-0 2, Collier 0 0-0 0, Eastman 2 1-2 5. Totals – 28 4-10 60.

Halftime – Furman 28, Richmond 20.

1975

FIRST ROUND

(at Greenville, SC)
Furman 75, Appalachian State 69
(at Greenville, NC)
East Carolina 78, The Citadel 66
(at Richmond, VA)
VMI 85, Richmond 81
(at Williamsburg, VA)
William & Mary 78, Davidson 64

SEMIFINALS

(at Greenville, SC)
Furman 94, VMI 18
William & Mary 69, East Carolina 66

CHAMPIONSHIP GAME

(Greenville, SC)

Furman 66, William & Mary 55
FURMAN – Hill 2 0-0 4, Leonard 4 0-0 8, Mayes 4 2-2 10, Lynch 6 8-8 20, Hall 8 4-4 20, Green 0 0-0 0, Smith 0 0-2 0, Deal 0 0-0 0, Cottingham 1 2-2 4, Totals – 25 16-18 66.
WILLIAM & MARY – Lowenhaupt 2 2-2 6, Satterthwaite 7 5-5 19, Vail 5 0-0 10, Courage 2 0-0 4, Enoch 4 0-1 8, Byrd 1 0-0 2, Kratzer 2 0-0 4, McDonough 1 0-0 2, Arbogast 0 0-0 0, Monckton 0 0-0 0, Blount 0 0-0 0, Powell 0 0-2 0. Totals – 24 7-10 55.

Halftime – Furman 30, William & Mary 20.

1976

FIRST ROUND

(at Williamsburg, VA)
William & Mary 70, Furman 57
(at Lexington, VA)
VMI 71, Davidson 69
(at Richmond, VA)
Richmond 82, The Citadel 69
(at Greenville, NC)
Appalachian State 79, East Carolina 72

SEMIFINALS

(Greenville, SC)
VMI 71, Appalachian State 64
Richmond 84, William & Mary 78

CHAMPIONSHIP GAME

(Greenville, SC)

VMI 41, Richmond 33
VMI – Carter 4 3-3 11, Krovic 3 4-4 10, Bynum 2 5-6 9, Montgomery 2 2-3 6, Reppart 0 0-0 0, Lombard 1 3-4 5, Borojevich 0 0-0 0. Totals – 12 17-20 41.
RICHMOND – Slappy 1 0-0 2, Eastman 3 2-3 8, Morton 4 0-1 8, Butler 3 1-2 7, Sullivan 2 0-0 4, Sanford 1 0-0 2, Campbell 1 0-0 2. Totals: 15 3-6 33.

Halftime – VMI 9, Richmond 8.

1977

FIRST ROUND

(at Boone, NC)
Appalachian State 71, Davidson 66
(at Williamsburg, VA)
East Carolina 79, William & Mary 76

(at Greenville, SC)

Furman 76, The Citadel 69

SEMIFINALS

(at Roanoke, VA)
VMI 88, East Carolina 77
Appalachian State 70, Furman 64

CHAMPIONSHIP GAME

(at Roanoke, VA)

VMI 69, Appalachian State 67 (OT)
APPALACHIAN STATE – Searcy 6 2-2 14, Bowser 4 0-0 8, Hubbard 3 1-2 7, Robinson 5 4-4 14, Anderson 8 0-0 16, Gentry 3 0-0 6, Campbell 1 0-2 2, Pace 0 0-0 0. Totals 30 7-10 67.
VMI – Carter 4 1-2 9, Bynum 2 2-2 6, Montgomery 10 8-8 28, Krovic 5 8-9 18, Lombard 2 0-0 4, Borojevich 1 0-1 2, Salmond 1 0-0 2, Kelley 0 0-0 0. Totals – 25 19-22 69.
Halftime – Appalachian St 33, VMI 27.
Regulation – Tied 59-59.

1978

FIRST ROUND

(at Boone, NC)
Appalachian State 81, The Citadel 64
(at Greenville, SC)
Furman 83, Chattanooga 73
(at Huntington, WV)
Marshall 64, Western Carolina 56
(at Lexington, VA)
VMI 95, Davidson 80

SEMIFINALS

(at Roanoke, VA)
Marshall 76, VMI 71
Furman 72, Appalachian State 68

CHAMPIONSHIP GAME

(at Roanoke, VA)

Furman 69, Marshall 53
FURMAN – Arnold 5 2-2 12, Daniel 5 1-2 11, Moore 7 5-8 19, Smith 0 0-0 0, Grimm 7 6-8 20, Crowe 0 5-6 5, Harris 1 0-0 2, McKinney 0 0-0 0, Knight 0 0-0 0, Means 0 0-2 0, Butler 0 0-0 0. Totals – 25 19-28 69.
MARSHALL – Young 2 2-2 6, Major 1 0-0 2, Hall 5 1-2 11, White 0 0-0 0, Gibson 4 0-0 8, Steele 1 0-0 2, Labanowski 2 0-0 4, Burtis 1 0-0 2, Novak 5 5-6 15, Hamier 0 2-2 2, Marz 0 1-3 1. Totals – 21 11-15 53.

Halftime – Furman 33, Marshall 22.

1979

FIRST ROUND

(at Greenville, SC)
Furman 86, Chattanooga 68
(at Charleston, SC)
The Citadel 86, Davidson 79
(at Cullowhee, NC)
Western Carolina 67, Marshall 50
(at Boone, NC)
Appalachian State 73, VMI 63

SEMIFINALS

(at Roanoke, VA)
Furman 105, The Citadel 94
Appalachian State 65, Western Carolina 43

CHAMPIONSHIP GAME

(Roanoke, VA)

Appalachian State 86, Furman 83
FURMAN – A. Daniel 13 5-6 31, McKinney 5 0-0 10, Moore 8 5-6 21, Crowe 2 0-0 4, White 1 0-0 2, Hanks 1 0-0 2, M. Daniel 4 1-1 9, Harness 2 0-0 4. Totals – 36 11-13 83.
APPALACHIAN STATE – Lawrence 7 0-1 14, Payton 8 2-2 18, Hubbard 3 3-4 9, Robinson 7 12-15 26, Anderson 2 7-9 11, Fitch 1 4-5 6, Jackson 0 2-2 2. Totals – 28 30-38 86.
Halftime – Appalachian State 40, Furman 34.

1980

FIRST ROUND

(at Greenville, SC)
Furman 87, VMI 75
(at Huntington, WV)
Marshall 100, The Citadel 66
(at Cullowhee, NC)
Appalachian State 67, W. Carolina 66 (OT)
(at Johnson City, TN)
East Tennessee State 71, Chattanooga 67

SEMIFINALS

(at Roanoke, VA)
Marshall 91, Appalachian State 76
Furman 93, East Tennessee State 81

CHAMPIONSHIP GAME

(at Roanoke, VA)

Furman 80, Marshall 62
MARSHALL – Labanowski 4 1-3 9, Watson 2 0-2 4, Washington 7 1-2 15, Campbell 6 2-2 14, White 7 2-3 16, Price 2 0-1 4. Totals – 28 6-13 62.
FURMAN – McKinney 1 1-2 3, White 7 2-3 16, Moore 6 4-9 16, Daniel 2 4-5 8, Hunt 9 4-6 22, Crowe 2 2-2 6, Small 3 1-2 7, Hanks 0 2-4 2. Totals – 30 20-33 80.
Halftime – Marshall 36, Furman 32.

1981

FIRST ROUND

(at Chattanooga, TN)
Chattanooga 89, VMI 63
(at Davidson, NC)
Marshall 90, Davidson 77
(at Boone, NC)
Appalachian State 75, Furman 71 (OT)
(at Johnson City, TN)
Western Carolina 91, E. Tennessee State 80

SEMIFINALS

(at Roanoke, VA)
Appalachian State 77, Marshall 62
Chattanooga 79, Western Carolina 70.

CHAMPIONSHIP GAME
(at Roanoke, VA)
Chattanooga 59, Appalachian State 55
 APPALACHIAN STATE – Harris 0 1-2 1, Capehart 3 0-2 6, Payton 6 9-10 21, McMillian 1 2-3 4, Fitch 5 0-0 10, Jones 1 3-4 5, Hunt 0 0-0 0, Ferguson 0 0-0 0, Gant 2 4-6 8. Totals – 18 19-27 55.

CHATTANOOGA – Smith 2 2-2 6, Jones 5 0-0 10, Lawrence 4 1-2 9, Morken 10 4-4 24, White 2 0-0 4, Clark 1 0-0 2, Cochran 0 0-0 0, Schoene 2 0-1 4. Totals – 26 7-9 59.

Halftime – Chattanooga 34, Appalachian St. 25.

1982
FIRST ROUND
(at Chattanooga, TN)

 Chattanooga 62, Appalachian State 53
(at Cullowhee, NC)

The Citadel 66, Western Carolina 62

(at Davidson, NC)

Davidson 74, Furman 66

(at Johnson City, TN)

East Tennessee State 110, Marshall 92

SEMIFINALS
(at Charleston, WV)

 Chattanooga 70, East Tennessee State 65
 Davidson 57, The Citadel 54

CHAMPIONSHIP GAME
(at Charleston, WV)
Chattanooga 69, Davidson 58

DAVIDSON – K.Wilson 4 4-4 12, Tribus 7 0-0 15, Hall 6 5-5 17, Rowan 0 0-0 0, Carroll 5 0-0 10, McConnell 0 0-0 0, R.Wilson 2 0-1 4. Totals – 24 9-10 58.

CHATTANOOGA – Clark 3 4-5 10, Schoene 9 2-3 20, Lawrence 3 0-0 6, White 3 5-6 11, Morken 3 4-4 10, McCray 0 0-0 0, Cochran 0 0-0 0, Strickland 4 4-6 12. Totals – 25 19-24 69.

3-Point Goals – Davidson 1 (Tribus).

Halftime – Chattanooga 37, Davidson 23.

1983 (at Charleston, WV)
FIRST ROUND

 Chattanooga 71, Appalachian State 58
 Western Carolina 86, Davidson 62
 Furman 67, Marshall 60
 East Tennessee St. 75, The Citadel 65

SEMIFINALS

 Chattanooga 77, Western Carolina 75 (OT)
 East Tennessee State 81, Furman 68

CHAMPIONSHIP GAME
Chattanooga 70, East Tennessee St 62

E. TENNESSEE STATE – Vinson 2 2-2 6, Motley 5 1-1 12, King 9 0-0 18, Quesenberry 2 3-4 7, Mikell 5 5-8 15, Reese 2 0-0 4, Stallings 0 0-0 0. Totals – 25 10-13 62.

CHATTANOOGA – McCray 4 1-2 9, Wilkins 3 0-0 6, Strickland 2 3-4 7, Lawrence 3 0-0 6, White 7 0-3 17, Clark 7 3-4 17, Johnson 1 1-2 3, Oden 2 1-2 5. Totals – 29 9-17 70.

3-Point Goals – East Tennessee State 2 (Motley, Quensenberry); Chattanooga 3 (White 3).

Halftime – East Tennessee State 38, Chattanooga 34.

1984 (at Asheville, NC)
FIRST ROUND

 Marshall 78, Davidson 68
 Appalachian State 82, The Citadel 77
 Chattanooga 82, East Tennessee State 50
 Furman 71, Western Carolina 67

SEMIFINALS

 Marshall 97, Appalachian State 67
 Chattanooga 70, Furman 57

CHAMPIONSHIP GAME
Marshall 111, Chattanooga 107 (2 OT)

 CHATTANOOGA – McCray 7 1-2 15, Wilkins 10 2-3 24, Morgan 3 0-0 6, White 10 7-13 28, Strickland 7 4-5 18, Brown 2 0-0 6, Head 1 0-0 3, Hunter 0 0-0 0, Oden 1 3-4 5, Dickman 1 0-0 2. Totals – 42 17-27 107.

 MARSHALL – Henry 1 0-0 2, Evans 12 14-14 38, Eppes 3 2-4 8, Ervin 3 6-12 12, Wade 11 4-6 26, Nelson 2 0-0 4, Battle 1 4-4 6, Morris 0 0-0 0, Winley 0 2-2 2, Turney 4 5-7 13. Totals – 37 37-49 111.

3-Point Goals – Chattanooga 6 (Brown 2, Wilkins 2, White, Head).

Halftime – Marshall 48, Chattanooga 33.

Regulation – Tied 87-87.

1st OT – Tied 92-92

1985 (at Asheville, NC)
FIRST ROUND

 Chattanooga 63, Furman 60
 VMI 65, Western Carolina 63 (OT)
 Marshall 83, Davidson 71
 The Citadel 68, Appalachian State 62

SEMIFINALS

 VMI 71, Chattanooga 69 (OT)
 Marshall 79, The Citadel 68

CHAMPIONSHIP GAME
Marshall 70, VMI 65

VMI – Elmore 6 5-5 17, Sawyer 1 9-9 11, Herndon 4 0-0 8, Wins 6 0-0 12, Huffman 4 1-2 9, Gardner 0 0-0 0, Everhart 1 0-0 2, Dorsey 1 0-0 2, Current 2 0-0 4, Scott 0 0-0 0. Totals – 25 15-16 65.

MARSHALL – Guthrie 2 0-0 4, Eppes 1 2-3 4, Richardson 1 2-2 4, Henderson 8 5-7 21, Morris 2 2-2 6, Holden 0 0-0 0, Taylor 0 3-4 3, Battle 5 2-3 12, Curry 1 0-1 2, Roberts 0 2-2 2. Totals – 24 22-28 70.

Halftime – VMI 34, Marshall 33.

1986 (at Asheville, NC)
FIRST ROUND

 Chattanooga 69, The Citadel 66
 Appalachian State 63, W. Carolina 62 (OT)
 Davidson 71, VMI 62
 East Tennessee State 82, Marshall 80

SEMIFINALS

 Chattanooga 68, Appalachian State 57
 Davidson 74, East Tennessee State 65

CHAMPIONSHIP GAME
Davidson 42, Chattanooga 40

DAVIDSON – Tanner 2 2-4 6, Born 4 6-9 14, McConkey 0 2-2 2, Heineman 2 2-2 6, Rucker 5 0-1 10, Niebuhr 0 0-0 0, Himes 2 0-2 4, Bego 0 0-0 0, Scott 0 0-0 0. Totals – 15 12-20 42.

CHATTANOOGA – Hunter 2 3-3 7, Ivery 3 0-0 6, Fulse 2 2-3 6, Gibson 2 1-1 5, Jeter 7 0-0 14, Harris 1 0-0 2, Crank 0 0-1 0, Head 0 0-0 0. Totals – 17 6-8 40.

Halftime – Davidson 23, Chattanooga 17.

1987 (at Asheville, NC)
FIRST ROUND

 Marshall 76, Appalachian State 61
 Furman 85, The Citadel 78
 Western Carolina 73, Chattanooga 72 (OT)
 Davidson 92, VMI 63

SEMIFINALS

 Marshall 77, Furman 64
 Davidson 85, Western Carolina 76

CHAMPIONSHIP GAME
Marshall 66, Davidson 64 (OT)

 DAVIDSON – Tanner 4 0-0 8, Himes 8 2-3 18, Schmitt 2 0-0 4, Rucker 5 0-0 14, Heineman 6 2-2 16, Keener 0 0-0 0, Gynn 2 0-0 4. Totals – 27 4-5 64.

 MARSHALL – Holden 4 2-2 10, Lewis 6 2-4 15, Curry 3 0-0 6, Henderson 9 1-4 22, Humphrey 4 3-4 11, Fish 0 0-0 0, Bryson 0 2-2 2. Totals – 26 10-16 66.

3-Point Goals – Davidson 6 (Rucker 4, Heineman 2); Marshall 4 (Henderson 3, Lewis).

Halftime – 31-31; **Regulation** – 57-57.

1988 (at Asheville, NC)
FIRST ROUND

 Marshall 121, The Citadel 78
 Chattanooga 83, Davidson 69
 VMI 78, Furman 73
 East Tennessee State 82, Appalachian State 73

SEMIFINALS

 Chattanooga 71, Marshall 70
 VMI 79, East Tennessee State 60

CHAMPIONSHIP GAME
Chattanooga 75, VMI 61

 VMI – D.Williams 6 0-1 13, Mings 3 3-4 9, Gardner 6 1-4 13, R.Williams 11 2-3 25, Tooker 0 0-0 0, Mears 0 0-0 0, M.Williams 0 0-0 0, Dorsey 0 0-0 0, Craft 0 1-2 1, Fittz 0 0-0 0, Dowd 0 0-0 0. Totals – 31 7-12 75.

 CHATTANOOGA – Moon 2 2-3 6, Chandler 3 0-7, Fulse 8 1-1 7, Lyons 5 0-2, 10, Green 5 2-3 16, Sheppard 0 0-0 0, Collins 0 0-0 0, Robinson 4 0-0 0, Behrends 4 2-3 10, Spunnar, 0 0-0 0. Totals – 31 7-12 75.

3-Point Goals: VMI 2 (D.Williams, R. Williams); Chattanooga 6 (Green 4, Chandler, Robinson).

Halftime – Chattanooga 36, VMI 25.

1989 (at Asheville, NC)
FIRST ROUND

 East Tennessee State 93, The Citadel 89
 Chattanooga 72, Western Carolina 63
 Furman 81, VMI 73
 Marshall 83, Appalachian State 69

SEMIFINALS

 East Tennessee State 76, Chattanooga 73
 Marshall 91, Furman 68

CHAMPIONSHIP GAME
East Tennessee State 96, Marshall 73

EAST TENNESSEE STATE – West 6 2-2 17, Talford 8 4-6 20, Dennis 5 6-6 16, Jennings 5 3-4 16, Story 4 0-0 8, Geer 2 2-2 7, Jones 0 0-0 0, Cox 0 0-0 0, Webster 1 0-0 2, Woods 1 0-0 2, Keller 2 4-7 8, Larkey 0 0-0 0. Totals – 34 21-27 96.

MARSHALL – Humphrey 0 0-0 0, Strickland 6 0-1 12, Roland 3 2-5 8, Taft 13 7-10 36, Cunningham 6 0-2 12, Maynard 0 0-0 0, Williams 0 0-0 0, Williams 0 0-0 0, Dagostine 0 0-0 0, Fish 1 0-0 2, Brown 1 1-1 3, Sonhouse 0 0-0 0. Totals – 30 10-19 73.

3-Point Goals – East Tennessee State 7 (West 3, Jennings 3, Geer); Marshall 3 (Taft 3).

Halftime – East Tennessee State 39, Marshall 37.

1990 (at Asheville, NC)
FIRST ROUND

 VMI 83, Chattanooga 69
 East Tennessee State 75, Western Carolina 90
 Furman 82, Marshall 77 (OT)
 Appalachian State 86, The Citadel 71

SEMIFINALS

 East Tennessee State 99, VMI 84
 Appalachian State 79, Furman 62

CHAMPIONSHIP GAME
E. Tennessee State 96, Appalachian State 75

APPALACHIAN STATE – Parker 9 5-8 23, Miller 6 3-4 15, Gibson 1 1-2 3, Peel 5 2-2 15, Phillips 1 1-2 4, Ward 0 0-0 0, Spurlock 5 3-5 13, Ross 0 0-0 0, Powers 1 0-0 2. Totals – 28 15-23 75.

EAST TENNESSEE STATE – Talford 4 1-2 11, Story 3 3-5 9, Dennis 7 10-11 24, Geer 4 0-1 11, Jennings 6 3-3 16, West 5 2-2 15, Jacobs 0 0-0 0, Pelphrey 0 0-0 0, Jones 1 0-0 2, Woods 0 2-2 2, Keller 1 2-2 4, Spears 1 0-0 2. Totals – 32 23-28 96.

3-Point Goals – Appalachian State 4 (Peel 3, Phillips); East Tennessee State 9 (Geer 3, West 3, Talford 2, Jennings).

Halftime – East Tennessee State 51, Appalachian State 32.

Tournament Results

2005-06 MEN'S BASKETBALL

1991 (at Asheville, NC)

FIRST ROUND

Appalachian State 100, VMI 72
East Tennessee St. 99, The Citadel 70
Chattanooga 84, Western Carolina 83

SEMIFINALS

Appalachian State 100, Furman 82
East Tennessee State 104, Chattanooga 71

CHAMPIONSHIP GAME

E. Tennessee State 101, Appalachian State 82

APPALACHIAN STATE – Parker 7 2-4 16, Spurlock 5 3-4 13, Powers 6 5-6 17, Ward 4 0-0 10, Ross 8 2-2 20, Sabato 0 2-2 2, Click 0 0-0 0, Williams 2 0-0 4, Lutz 0 0-0 0, Falkner 0 0-0 0. Totals – 32 14-18 82.
EAST TENNESSEE STATE – English 6 4-7 16, Story 2 4-6 8, Jones 5 1-5 11, Jennings 10 7-8 31, Geer 1 2-2 4, Palmer 1 0-0 3, West 4 0-0 10, Hayes 0 0-0 0, Silvers 4 2-2 10, Riddick 0 0-0 0, Talford 1 0-0 2, Pelphrey 0 6-7 6, Woods 0 0-0 0. Totals – 34 26-37 101.

3-Point Goals – Appalachian State 4 (Ross 2, Ward 2); East Tennessee State 7 (Jennings 4, West 2, Geer).

Halftime – East Tennessee State 56, Appalachian State 44.

1992 (at Asheville, NC)

FIRST ROUND

East Tennessee State 89, The Citadel 55
Chattanooga 84, VMI 49
Marshall 83, Furman 76
Appalachian State 86, Western Carolina 69

SEMIFINALS

East Tennessee State 77, Appalachian State 69
Chattanooga 84, Marshall 68

CHAMPIONSHIP GAME

East Tennessee State 74, Chattanooga 63

EAST TENNESSEE STATE – English 5 0-2 10, Story 1 0-0 2, Dennis 9 9-10 28, Talford 3 4-6 12, Niblett 4 1-2 10, Palmer 0 1-2 1, Dudley 0 0-0 0, Silvers 2 0-1 4, Riddick 0 0-0 0, Pelphrey 2 2-2 7, Hodge 0 0-0 0, Brunn 0 0-0 0, Spears 0 0-0 0. Totals – 26 17-25 74.

CHATTANOOGA – Threats 1 1-2 3, Nelson 8 1-3 17, Redden 0 0-0 0, Brooks 2 5-5 9, Sutton 7 4-5 21, Stewart 1 1-1 3, Neal 0 1-2 1, Woods 2 0-0 4, Born 0 0-0 0, Wilson 0 0-0 0, Snead 2 0-0 4. Totals – 23 13-18 62.

3-Point Goals – East Tennessee State 5 (Talford 2, Dennis, Niblett, Pelphrey); UT-Chattanooga 3 (Sutton 3).

Halftime – Chattanooga 35, East Tennessee State 30.

1993 (at Asheville, NC)

FIRST ROUND

Furman 76, VMI 51
Appalachian State 84, Western Carolina 73

QUARTERFINALS

Chattanooga 85, Furman 69
East Tennessee State 97, Appalachian State 84
Davidson 67, Marshall 65
Georgia Southern 72, The Citadel 41

SEMIFINALS

Chattanooga 72, Davidson 68
East Tennessee State 84, Georgia Southern 76 (OT)

CHAMPIONSHIP GAME

Chattanooga 86, East Tennessee State 75

EAST TENNESSEE STATE – Silvers 3 2-2 8, Pelphrey 8 6-6 27, Jones 3 0-0 6, Niblett 3 0-0 6, Palmer 4 3-4 14, Patterson 4 1-2 9, Pennington 1 0-0 3, McClellan 0 2-2 2, Powe 0 0-0 0, Spears 0 0-0 0, Totals – 26 14-16 75.

CHATTANOOGA – Born 3 0-0 6, Robb 8 0-0 16, D. Woods 2 4-4 9, Brooks 6 5-8 20, Jackson 7 8-10 22, Copeland 4 1-1 11, Snead 1 0-0 2, Redden 0 1-0 0. Totals – 31 18-24 86.

3-Point Goals – East Tennessee State 9 (Pelphrey 5, Palmer 3, Pennington); Chattanooga 6 (Brooks 3, Copeland 2, D. Woods).

Halftime – Chattanooga 49, East Tennessee State 30.

1994 (at Asheville, NC)

FIRST ROUND

Furman 75, The Citadel 70
VMI 84, Marshall 62

QUARTERFINALS

Chattanooga 85, Furman 81
Georgia Southern 85, Appalachian State 60
Davidson 71, VMI 61
Western Carolina 79, East Tennessee State 78

SEMIFINALS

Chattanooga 99, Georgia Southern 91 (OT)
Davidson 93, Western Carolina 89

CHAMPIONSHIP GAME

Chattanooga 65, Davidson 64

DAVIDSON – Narat 3 1-2 7, Williams 6 0-0 14, Spain 5 0-1 10, Alpert 1 0-0 3, Anderson 2 0-0 4, Donnelly 3 1-2 9, Zimmerman 1 0-0 2, Harwood 2 2-2 7, McGuire 4 0-0 8. Totals – 27 4-7 64.

CHATTANOOGA – Hanson 4 4-6 14, Born 3 2-2 8, Smith 5 1-2 11, Robb 2 3-5 7, Copeland 7 2-2 21, Moore 0 0-0 0, Henderson 1 0-0 2, Woods 1 0-0 2, Oliver 0 0-0 0. Totals – 23 12-17 65.

3-Point Goals – Davidson 6 (Donnelly 2, Williams 2, Harwood, Alpert); Chattanooga 7 (Copeland 5, Hanson 2).

Halftime – Davidson 38, Chattanooga 35.

1995 (at Asheville, NC)

FIRST ROUND

Georgia Southern 94, VMI 71
Appalachian State 78, Furman 73

QUARTERFINALS

Chattanooga 70, Georgia Southern 66
East Tennessee State 85, The Citadel 65
Appalachian State 93, Marshall 82
Western Carolina 78, Davidson 74

SEMIFINALS

Chattanooga 71, East Tennessee State 69
Western Carolina 74, Appalachian State 64

CHAMPIONSHIP GAME

Chattanooga 63, Western Carolina 61

CHATTANOOGA – Hanson 4 5-6 15, Born 5 6-6 17, Scott 2 1-2 5, Walters 0 0-0 0, Oliver 2 0-0 5, Lemons 0 1-2 1, Neal 0 0-0 0, Henderson 2 6-9 10, Watkins 3 2-2 10. Totals – 18 21-27 63.

WESTERN CAROLINA – Ford 3 0-0 7, Kullum 6 2-2 14, Scholtz 1 2-2 4, King 4 9-10 18, McCollum 6 1-2 17, Bradley 0 0-0 0, Gibson 0 0-0 0, Scott 0 1-2 1. Totals – 20 15-18 61.

3-Point Goals – Chattanooga 6 (Hanson 2, Watkins 2, Born 1, Oliver 1); Western Carolina 6 (McCollum 4, Ford 1, King 1).

Halftime – Western Carolina 31, Chattanooga 22.

1996 (at Greensboro, NC)

FIRST ROUND

Appalachian State 75, The Citadel 73

QUARTERFINALS

Davidson 67, East Tennessee State 43
Marshall 82, Chattanooga 81
Western Carolina 74, Appalachian State 66
VMI 91, Furman 89 (OT)

SEMIFINALS

Davidson 92, Marshall 77
Western Carolina 97, VMI 93

CHAMPIONSHIP GAME

Western Carolina 69, Davidson 60

WESTERN CAROLINA – Stafford 2 2-2 10, Scholtz 4 0-0 8, Wright 2 4-4 8, Fleming 2 1-2 5, McCollum 3 7-9 13, Butler 0 0-0 0, Gibson 0 0-0 0, Kullum 3 6-6 12, Mayo 0 2-2 2, Chennault 0 0-0 0, Graham 5 1-1 11. Totals – 21 25-30 69.

DAVIDSON – Ewodo 6 2-4 15, Williams 7 1-1 17, Harwood 2 2-2 6, Alpert 6 4-5 16, Minlend 1 2-6 4, Donnelly 0 0-0 0, Ton 0 0-0 0, Anderson 1 0-0 2, Holmes 0 0-0 0, McGuire 0 0-0 0. Totals – 23 11-18 60.

3-Point Goals – Western Carolina 2 (Stafford 2); Davidson 3 (Ewodo 1, Williams 2).

Halftime – Western Carolina 39, Davidson 27.

1997 (at Greensboro, NC)

FIRST ROUND

VMI 87, Furman 84 (OT)
Georgia Southern 68, East Tennessee State 48

QUARTERFINALS

Chattanooga 84, VMI 62
Davidson 83, The Citadel 61
Marshall 78, Georgia Southern 46
Appalachian State 87, Western Carolina 68

SEMIFINALS

Chattanooga 77, Davidson 70
Marshall 84, Appalachian State 78

CHAMPIONSHIP GAME

Chattanooga 71, Marshall 70 (OT)

CHATTANOOGA – Conner 3 2-2 10, Taylor 4 4-6 14, Mims 7 2-4 16, Young 5 2-2 16, Moore 0 0-0 0, Phillips 1 1-3 3, Collier 4 4-4 12, Oloko 0 0-0 0. Totals – 24 15-21 71.

MARSHALL – Morton 5 4-4 14, Brannen 7 4-4 21, Wright 0 0-0 0, Coles 4 0-1 8, Veney 9 3-4 27, Gray 0 0-0 0, King 0 0-0 0. Totals 25 11-13 70.

3-Point Goals – Chattanooga 8 (Conner 2, Taylor 2, Young 4); Marshall 9 (Brannen 3, Veney 6).

Halftime – Marshall 33, Chattanooga 30.

Regulation – Tied 64-64.

1998 (at Greensboro, NC)

FIRST ROUND

Georgia Southern 57, East Tennessee State 47
UNC Greensboro 60, Western Carolina 59

QUARTERFINALS

Davidson 72, Georgia Southern 68
The Citadel 77, VMI 66
Chattanooga 56, UNC Greensboro 55
Appalachian State 60, Furman 58

SEMIFINALS

Davidson 68, The Citadel 59
Appalachian State 85, Chattanooga 75

CHAMPIONSHIP GAME

Davidson 66, Appalachian State 62

DAVIDSON – Halbauer 1 0-0 3, Kosmalski 3 0-2 7, Marshall 3 1-1 7, Donnelly 4 2-2 13, Ton 0 0-0 0, Armstrong 3 3-4 10, Burns 3 0-0 9, Holmes 0 0-0 0, Ebong 6 5-8 17. Totals – 23 11-17 66.

APPALACHIAN STATE – Phillips 5 4-4 17, Livingston 4 0-5 8, Patterson 5 2-3 13, Adderley 2 5-7 10, Darner 4 2-2 12, Adams 0 0-0 0, McMahon 0 0-0 0, Tyler 0 0-0 0, Crosston 0 0-0 0, Grover 1 0-0 2. Totals – 21 13-21 62.

3-Point Goals – Davidson 9 (Donnelly 3, Burns 3, Halbauer 1, Kosmalski 1, Armstrong 1); Appalachian State 7 (Phillips 3, Darner 2, Patterson 1, Adderley 1).

Halftime – Davidson 40, Appalachian St. 31.

1999 (at Greensboro, NC)

FIRST ROUND

Furman 57, VMI 49
Western Carolina 67, Wofford 64
Georgia Southern 81, UNC Greensboro 78
East Tennessee State 72, The Citadel 59

QUARTERFINALS

College of Charleston 98, Furman 74
Western Carolina 82, Davidson 77
Appalachian State 74, Georgia Southern 65
Chattanooga 77, East Tennessee State 65

SEMIFINALS

College of Charleston 80, W. Carolina 49
Appalachian State 94, Chattanooga 91 (2OT)

CHAMPIONSHIP GAME

College of Charleston 77, Appalachian State 67

COFC – Webber 3 0-0 6, Lumpkin 6 0-1 12, McCravy 1 4-6 6, President 3 7-7 15, Johnson 9 1-1 21, Brown 3 1-1, 7, Bolton 0 0-0 0, Thomas 3 3-4 10. Totals – 28 16-20 77.
APPALACHIAN STATE – Phillips 6 5-6 18, Adderley 1 0-1 2, Holmes 5 2-2 12, Patterson 4 0-0 11, McMahon 5 1-4 15, Adams 1 0-0 2, Davis 0 0-0 0, Fritts 0 0-0 0, Alexander 1 0-0 2, Grover 2 1-2 5. Totals – 25 9-15 67.

3-Point Goals – College of Charleston 5 (President 2, Johnson 2, Thomas 1); Appalachian State 8 (Phillips 1, Patterson 3, McMahon 4).

Halftime – Appalachian State 37, College of Charleston 30.

2000 (at Greenville, SC)

FIRST ROUND

Chattanooga 90, Western Carolina 75
Furman 77, UNCG 61
East Tennessee State 85, The Citadel 71
Wofford 81, VMI 72

QUARTERFINALS

Appalachian State 88, Chattanooga 66
Furman 68, Georgia Southern 54
College of Charleston 65, E. Tennessee State 51
Wofford 65, Davidson 64

SEMIFINALS

Appalachian State 60, Furman 56
College of Charleston 74, Wofford 64

CHAMPIONSHIP GAME

Appalachian State 68, College of Charleston 56

APPALACHIAN STATE – Patterson 7 7-10 21, Leach 6 3-5 16, Alexander 5 1-2 11, Cooper 4 2-2 10, Homes 1 3-4 5, McMahon 1 0-0 3, Shehan 1 0-1 2, Davis 0 0-0 0. Totals 25 16-24 68.

COLLEGE OF CHARLESTON – Lumpkin 5 6-9 16, Bolton 3 4-4 11, Griffin 4 0-0 11; Bowie 2 2-2 6; Rothseiden 3 0-0 6, Nelson 2 0-0 4, Wheless 1 0-0 2; Harris 0 0-0 0. Totals 20 12-15 56.

3-Point Goals – Appalachian State 2 (Leach 1, McMahon 1; College of Charleston 4 (Griffin 3, Bolton 1).

Halftime – College of Charleston 29, Appalachian State 28

2001 (at Greenville, SC)

FIRST ROUND

Davidson 60, Wofford 57
Western Carolina 67, The Citadel 57
Georgia Southern 76, VMI 59
Appalachian State 58, Furman 56

QUARTERFINALS

Davidson 57, College of Charleston 54
UNC Greensboro 91, Western Carolina 69
Georgia Southern 65, East Tennessee State 64
Chattanooga 78, Appalachian State 74

SEMIFINALS

UNC Greensboro 73, Davidson 68
Chattanooga 84, Georgia Southern 73

CHAMPIONSHIP GAME

UNC Greensboro 67, Chattanooga 66
UNC GREENSBORO - Schuck 9 3-4 21, Taylor 3- 8-12 14, Jameson 2 4-4 10, Joseph 4 0-0 10, Eldridge 3 2-4 8, Popp 2 0-0 4, Boythe 4 0-0 10. Totals – 26 11-13 66.
CHATTANOOGA - McCully 7 5-5 19, Young 7 1-1 18, Morton 5 1-2 11, Pullian 3 0-0 6, Harper 2 2-2 6, Parker 1 2-3 4, Townsend 1 0-0 2. Totals – 23 17-24 67.

3-Point Goals – UNC Greensboro - 4 (Jameson 2, Joseph 2); Chattanooga - 3 (Young 3).

Halftime – UNC Greensboro 31, Chattanooga 27

2002 (at North Charleston, SC)

FIRST ROUND

The Citadel 80, VMI 70
UNC Greensboro 70, Wofford 41
Furman 65, Western Carolina 61
College of Charleston 85, Appalachian St 61

QUARTERFINALS

Davidson 71, The Citadel 58
UNC Greensboro 67, Chattanooga 57
Furman 73, Georgia Southern 70
College of Charleston 76, East Tennessee State 75 (OT)

SEMIFINALS

Davidson 68, UNC Greensboro 58
Furman 44, College of Charleston 43

CHAMPIONSHIP GAME

Davidson 62, Furman 57
FURMAN – Zeigler 5 4-4 14, Souchu 5 0-0 12, Foster 3 0-0 9, Gonzalez 2 3-4 7, Ndoye 2 2-2 6, Thomas 3 0-0 6, Da Luz 1-9 1-3 3, Sanders 0-1 0-0 0. Totals 21 10-13 57.
DAVIDSON – Anderer 7 2-3 22, Pearson 6 4-7 16, Bernard 3 3-4 9, Ides 2 2-2 6, Booker 2 0-1 4, Bree 1 0-0 3, TONELLA, Fernando 1 0-0 2. Totals 22 11-17 62.

3-Point Goals – Furman 5 (Foster 3, Souchu 2); Davidson 7 (Anderer 6, Bree 1)

Halftime – Furman 28, Davidson 24

2003 (at North Charleston, SC)

FIRST ROUND

Georgia Southern 89, Western Carolina 81
Wofford 77, UNC Greensboro 73
VMI 62, Furman 56
Appalachian St 73, The Citadel 63

QUARTERFINALS

Col of Charleston 67, Georgia Southern 53
East Tennessee State 80, Wofford 75
VMI 66, Davidson 60
Chattanooga 98, Appalachian State 67

SEMIFINALS

E. Tennessee State 65, Col of Charleston 55
Chattanooga 77, VMI 58

CHAMPIONSHIP GAME

East Tennessee St 97, Chattanooga 90
EAST TENNESSEE STATE – Smith 9 4-5 25; Wadood 7 2-5 17; Nuckles 5 6-6 16; Lawson 3 4-4 13; Fields 47 3-3 12; Rhoda 4 2-2 10; Anthony 1 2-2 4. Totals 33 23-27 97.
CHATTANOOGA – Champion 11 3-6 27; Rogan 12 2-2 27; Parker 4 2-2 13; Trowell 4 2-2 10; Morgan 1 4-4 6; Pugh 2 1-2 6; Matthews 0 1-2 1; Benson 0 0-0 0. Totals 34 15-20 90.

3-Point Goals – ETSU 8 (Smith 3, Lawson 3, Wadood 1, Fields 1); Chattanooga 7 (Parker 3, Champion 2, Pugh 1, Rogan 1)

Halftime – ETSU 48, Chattanooga 40

2004 (at North Charleston, SC)

FIRST ROUND

Furman 73, Western Carolina 68
Elon 66, The Citadel 56
Wofford 85, UNC Greensboro 82
College of Charleston 71, Appalachian State 61

QUARTERFINALS

East Tennessee State 94, Furman 84
Davidson 68, Elon 61
Georgia Southern 82, Wofford 69
Chattanooga 89, College of Charleston 78

SEMIFINALS

East Tennessee State 96, Davidson 84
Chattanooga 90, Georgia Southern 87

CHAMPIONSHIP GAME

East Tennessee St 78, Chattanooga 62
CHATTANOOGA – Champion 1 0-0 2; Katelynas 3 3-4 9; Brown 4 1-1 10, Trowell 1 3-4 6, Rogan 0 0-0 0, Pugh 8 3-4 20, Richardson 3 0-0 9, Matthews 0 0-0 0, Long 1 0-0 2, Walton 0 0-0 0, Anderson 2 0-0 4. Totals 23 10-13 62.
EAST TENNESSEE STATE – Fields 3 1-1 8, Wadood 6 1-1 14, Rhoda 4 2-2 10, Smith 10 2-2 25, Strong 5 0-1 11, Scott 0 0-0 0, Nuckles 3 3-4 10. Totals 31 9-11 78.

3-Point Goals – Chattanooga 6 (Brown 1, Trowell 1, Pugh 1, Richardson 3). East Tennessee State 7 (Fields 1, Wadood 1, Smith 3, Strong 1, Nuckles 1).

Halftime – ETSU 43, Chattanooga 35

2005 (at Chattanooga, TN)

FIRST ROUND

Elon 64, Wofford 58
Georgia Southern 69, W. Carolina 57
East Tennessee State 87, Furman 84
Appalachian State 68, The Citadel 59

QUARTERFINALS

Davidson 67, Elon 53
UNC Greensboro 73, Georgia So.71
Chattanooga 77, E. Tennessee State 70
Appalachian State 63, Col. of Charleston 60

SEMIFINALS

UNC Greensboro 73, Davidson 68
Chattanooga 57, Appalachian State 51

CHAMPIONSHIP GAME

Chattanooga 66, UNC Greensboro 62
UNC GREENSBORO- Gross 5 7-10 19; Hickman 4 2-7 13, Hines, Kyle 4 6-7 12, Burrell, Ronnie 4 4-7 10, Bristow, Ray 2 1-7 5, Johnson, Dwayne 2 1-5 3.
CHATTANOOGA -Anderson 6 6-8 13; Katelynas 7 4-10 12; Brown 7 3-8 11; Pugh 3 5-9 11; Long 2 2-7 9; Cherry 4 2-7 4; Hood 2 1-3 2; Malone 2 1-2 2.
3-Point Goals- Chattanooga 7 (Katelynas 2, Brown 2, Cherry 1, Long 1, Pugh 1); UNC Greensboro 6 (Gross 4, Hickman 1, Bristow 1)

Halftime -- Chattanooga 27, UNC Greensboro 19

Tournament Results



2005-06 MEN'S BASKETBALL

TOURNAMENT PROGRESSION CHART

Current Members	First Round - Quarterfinals		Semifinals		Championship		Overall		
	W	L	W	L	W	L	W	L	Pct.
Appalachian State	23	17	8	9	2	6	33	32	.508
College of Charleston	6	3	2	2	1	1	9	6	.600
Chattanooga	21	8	15	5	9	6	45	19	.703
The Citadel	8	44	1	6	0	1	9	52	.148
Davidson	26	24	14	12	7	7	47	43	.522
Elon	2	2	0	0	0	0	2	2	.500
Furman	26	31	9	12	6	3	41	46	.471
Georgia Southern	11	8	0	4	0	0	11	12	.478
UNC Greensboro	5	5	2	1	1	1	8	7	.533
Western Carolina	10	19	2	6	1	1	13	26	.333
Wofford	4	6	0	1	0	0	4	7	.364
Totals	142	167	53	58	27	26	222	252	.468

Former Members	W	L	W	L	W	L	W	L	Pct.
Alabama	7	6	2	1	1	1	10	8	.556
Auburn	7	8	1	1	0	1	8	10	.444
Clemson	4	14	2	0	1	1	7	15	.318
Duke	23	6	16	2	5	11	44	19	.698
East Carolina	5	7	2	3	1	1	8	11	.421
East Tennessee State	16	11	8	5	6	2	30	18	.625
Florida	3	2	0	1	0	0	3	3	.500
George Washington	14	8	6	8	3	3	23	19	.548
Georgia	17	5	2	4	1	1	20	10	.667
Georgia Tech	9	9	0	2	0	0	9	11	.450
Kentucky	12	5	1	3	0	1	13	9	.591
Louisiana State	2	7	0	0	0	0	2	7	.222
Marshall	11	8	7	4	3	4	21	16	.568
Maryland	9	17	2	5	1	1	12	23	.343
Mississippi	9	4	1	3	1	0	11	7	.611
Mississippi State	8	5	2	2	1	1	11	8	.579
North Carolina	29	11	12	6	8	4	49	21	.700
North Carolina State	19	12	9	6	7	2	35	20	.636
Richmond	14	17	6	7	0	6	20	30	.400
South Carolina	7	14	2	3	1	1	10	18	.357
Tennessee	4	8	0	1	0	0	4	9	.308
Tulane	4	6	1	0	0	1	5	7	.417
University of South	1	3	0	0	0	0	1	3	.250
Vanderbilt	5	5	1	0	1	0	7	5	.583
Virginia	5	9	0	0	0	0	5	9	.357
VMI	14	41	5	7	3	2	22	50	.306
Virginia Tech	8	13	2	5	0	2	10	20	.333
Washington & Lee	11	13	5	4	2	3	18	20	.474
Wake Forest	6	4	2	4	1	1	9	9	.500
West Virginia	17	1	12	5	10	2	39	8	.830
William & Mary	21	14	4	16	0	4	25	34	.424
Totals	321	293	113	108	57	56	491	457	.518
Combined Totals	463	461	166	166	84	82	713	709	.501
Non-Members	14	16	2	2	0	2	16	20	.444
OVERALL	477	476	168	168	84	84	729	729	.500



NCAA Tournament Results

1939 – WAKE FOREST: Eastern Regional (0-1)
Ohio State L 64-52 Regional Semifinal

1941 – NORTH CAROLINA: Fourth in Eastern Regional (0-2)
1941 Pittsburgh L 26-20 Regional Semifinal
1941 Dartmouth L 60-59 Regional Third Place

1946 – NORTH CAROLINA: First in Eastern Regional (2-1)
1946 New York Univ. W 57-49 Regional Semifinal
1946 Ohio State W 60-57 (OT) Regional Final
1946 Oklahoma State L 43-40 Championship Game

1950 – N.C. STATE: Second in Eastern Regional (2-1)
1950 Holy Cross W 87-74 Regional Semifinal
1950 City Coll. of NY L 78-73 Regional Final
1950 Baylor W 53-41 National Consolation

1951 – N.C. STATE: Fourth in East Regional (1-2)
1951 Villanova W 67-62 Regional 1st Rd.
1951 Illinois L 84-70 Regional Semifinal
1951 St. John's L 71-59 Regional Final

1952 – N.C. STATE: Third in East Regional (1-1)
1952 St. John's L 60-49 Regional Semifinal
1952 Penn State W 69-60 Regional Third Place

1953 – WAKE FOREST: Third in East Regional (1-1)
1953 Holy Cross L 79-71 Regional Semifinal
1953 Lebanon Valley W 91-71 Regional Third Place

1954 – GEORGE WASHINGTON: East Regional (0-1)
1954 N.C. State L 75-73 Regional 1st Rd.

1955 – WEST VIRGINIA: East Regional (0-1)
1955 LaSalle L 95-61 Regional 1st Rd.

1956 – WEST VIRGINIA: East Regional (0-1)
1956 Dartmouth L 61-59 (2OT) Regional 1st Rd.

1957 – WEST VIRGINIA: East Regional (0-1)
1957 Canisius L 64-56 Regional 1st Rd.

1958 – WEST VIRGINIA: East Regional (0-1)
1958 Manhattan L 89-85 Regional 1st Rd.

1959 – WEST VIRGINIA: First in East Regional (4-1)
1959 Dartmouth W 82-68 Regional 1st Rd.
1959 St. Joseph's W 95-92 Regional Semifinal
1959 Boston Univ. W 86-82 Regional Final
1959 Louisville W 94-79 National Semifinal
1959 California L 71-70 National Final

1960 – WEST VIRGINIA: Third in East Regional (2-1)
1960 Navy W 94-86 Regional 1st Rd.
1960 New York Univ. L 82-81 (OT) Regional Semifinal
1960 St. Joseph's W 106-100 Regional Third Place

1961 – GEORGE WASHINGTON: East Regional (0-1)
1961 Princeton L 84-67 Regional 1st Rd.

1962 – WEST VIRGINIA: East Regional (0-1)
1962 Villanova L 90-75

1963 – WEST VIRGINIA: Third in East Regional (2-1)
1963 Connecticut W 77-71 Regional 1st Rd.
1963 St. Joseph's L 97-88 Regional Semifinal
1963 New York Univ. W 83-73 Regional Third Place

1964 – VMI: East Regional (0-1)
1964 Princeton L 86-60 Regional 1st Rd.

1965 – WEST VIRGINIA: East Regional (0-1)
1965 Providence L 91-67 Regional 1st Rd.

1966 – DAVIDSON: Fourth in East Regional (1-2)
1966 Rhode Island W 95-65 Regional 1st Rd.
1966 Syracuse L 94-78 Regional Semifinal
1966 St. Joseph's L 92-76 Regional Third Place

1967 – WEST VIRGINIA: East Regional (0-1)
1967 Princeton L 68-57 Regional 1st Rd.

1968 – DAVIDSON: Second in East Regional (2-1)
1968 St. John's W 79-70 Regional 1st Rd.
1968 Columbia W 61-59 (OT) Regional Semifinal
1968 North Carolina L 70-66 Regional Final

1969 – DAVIDSON: Second in East Regional (2-1)
1969 Villanova W 75-61 Regional 1st Rd.
1969 St. John's W 79-68 Regional Semifinal
1969 North Carolina L 87-85 Regional Final

1970 – DAVIDSON: East Regional (0-1)
1970 St. Bonaventure L 85-72 Regional 1st Rd.

1971 – FURMAN: East Regional (0-1)
1971 Fordham L 105-74 Regional 1st Rd.

1972 – EAST CAROLINA: East Regional (0-1)
3/11/72 Villanova L 85-70 Regional 1st Rd.

1973 – FURMAN: East Regional (0-1)
3/10/73 Syracuse L 83-82 Regional 1st Rd.

1974 – FURMAN: Fourth in East Regional (1-2)
3/9/74 South Carolina W 75-67 Regional 1st Rd.
3/14/74 Pittsburgh L 81-78 Regional Semifinal
3/16/74 Providence L 95-83 Regional Third Place

1975 – FURMAN: East Regional (0-1)
3/15/75 Boston College L 82-76 Regional 1st Rd.

1976 – VMI: Second in East Regional (2-1)
3/13/76 Tennessee W 81-75 Regional 1st Rd.
3/18/76 DePaul W 71-66 (OT) Regional Semifinal
3/20/76 Rutgers L 91-75 Regional Final

1977 – VMI: East Regional (1-1)
3/12/77 Duquesne W 73-66 Regional 1st Rd.
3/17/77 Kentucky L 93-78 Regional Semifinal

1978 – FURMAN: East Regional (0-1)
3/12/78 Indiana L 63-62 Regional 1st Rd.

1979 – APPALACHIAN STATE: #6 Mideast Regional (0-1)
3/10/79 #3 Louisiana State L 71-57 Regional 2nd Rd.

NCAA Tournament Results

1980 – FURMAN: #10 East Regional to Tennessee, 80-69. 3/6/80 #7 Tennessee L 80-69 Regional 1st Rd.	1994 – CHATTANOOGA: #13 Southeast Regional (0-1) 3/17 #4 Kansas L 102-73 Regional 1st Rd.
1981 – CHATTANOOGA: #11 Mideast Regional (0-1) 3/12/81 #6 Maryland L 81-69 Regional 1st Rd.	1995 – CHATTANOOGA: #15 West Regional (0-1) 3/16/95 #2 Connecticut L 100-71 Regional 1st Rd.
1982 – CHATTANOOGA: #10 Mideast Regional (1-1) 3/12/82 #7 N.C. State W 58-51 Regional 1st Rd. 3/14/82 #2 Minnesota L 62-61 Regional 2nd Rd.	1996 – WESTERN CAROLINA: #16 West Regional (0-1) 3/14/96 #1 Purdue L 73-71 Regional 1st Rd.
1983 – CHATTANOOGA: #9 Mideast Regional (0-1) 3/17/82 #8 Maryland L 52-51 Regional 1st Rd.	1997 – CHATTANOOGA: #14 Southeast Regional (2-1 Semifinalist) 3/14/97 #3 Georgia W 73-70 Regional 1st Rd. 3/16/97 #6 Illinois W 63-75 Regional 2nd Rd. 3/21/97 #10 Providence L 71-65 Regional Semifinals
1984 – MARSHALL: #10 Midwest Regional (0-1) 3/16/84 #7 Villanova L 84-72 Regional 1st Rd.	1998 – DAVIDSON: #14 South Regional (0-1) 3/13/98 #3 Michigan L 80-61 Regional 1st Rd.
1985 – MARSHALL: #15 West Regional (0-1) 3/15/85 #2 Va. Commonwealth L 81-65 Regional 1st Rd.	1999 – COLLEGE OF CHARLESTON: #8 East Regional (0-1) 3/12/99 #9 Tulsa L 62-53 Regional 1st Rd.
1986 – DAVIDSON: #16 Southeast Regional (0-1) 3/14/85 #1 Kentucky L 75-55 Regional 1st Rd.	2000 – APPALACHIAN STATE: #14 South Regional (0-1) 3/18/00 #3 Ohio State L 87-61 Regional 1st Rd.
1987 – MARSHALL: #13 East Regional (0-1) 3/12/87 #4 Texas Christian L 76-60 Regional 1st Rd.	2001 – UNC GREENSBORO: #16 West Regional (0-1) 3/15/01 #1 Stanford L 89-60 Regional 1st Rd.
1988 – CHATTANOOGA: #16 Southeast Regional (0-1) 3/17/88 #1 Okalahoma L 94-66 Regional 1st Rd.	2002 – DAVIDSON: #13 West Regional (0-1) 3/14/02 #4 Ohio State L 69-64 Regional 1st Rd.
1989 – EAST TENNESSEE STATE: #16 Southeast Regional (0-1) 3/16/89 #1 Oklahoma L 72-71 Regional 1st Rd.	2003 – EAST TENNESSEE STATE: #15 East Regional (0-1) 3/21/03 #2 Wake Forest L 76-73 Regional 1st Rd.
1990 – EAST TENNESSEE STATE: #13 Southeast Regional (0-1) 3/15/90 #13 Georgia Tech L 99-83 Regional 1st Rd.	2004 – EAST TENNESSEE STATE: #13 Atlanta Regional (0-1) 3/19/04 #4 Cincinnati L 80-77 Regional 1st Rd.
1991 – EAST TENNESSEE STATE: #10 Midwest Regional (0-1) 3/14/91 #7 Iowa L 76-73 Regional 1st Rd.	2005 – CHATTANOOGA: #15 New Mexico Regional (0-1) 3/17/05 #2 Wake Forest L 70-54 Regional 1st Rd.
1992 – EAST TENNESSEE STATE: #14 Southeast Regional (1-1) 3/20/92 #3 Arizona W 87-80 Regional 1st Rd. 3/22/92 #6 Michigan L 102-90 Regional 2nd Rd.	
1993 – CHATTANOOGA: #12 Southeast Regional (0-1) 3/19/93 #5 Wake Forest L 81-58 Regional 1st Rd.	

#denotes regional seed in the bracket. The NCAA began using seeds in the 1979 NCAA Championship.

BREAKDOWN BY SCHOOL

SCHOOL	Appearances	Won	Lost	Pct
Appalachian State	2	0	2	.000
College of Charleston	1	0	1	.000
Davidson	7	5	8	.385
East Carolina	1	0	1	.000
East Tennessee	6	1	6	.143
Furman	6	1	7	.125
George Washington	2	0	2	.000
Marshall	3	0	3	.000
North Carolina	2	2	3	.400
North Carolina State	3	4	4	.500
Chattanooga	9	3	9	.250
UNC Greensboro	1	0	1	.000
VMI	3	3	3	.500
Wake Forest	2	1	2	.333
West Virginia	10	8	10	.444
Western Carolina	1	0	1	.000
Totals	59	28	63	.307

NIT Tournament Results

POSTSEASON

- 1947 – **NORTH CAROLINA STATE:** Placed third. Defeated St. John's, 64-55; Lost to Kentucky, 60-42; Defeated West Virginia, 64-52
- 1948 – **NORTH CAROLINA STATE:** Lost in first round to DePaul, 75-67.
- 1951 – **NORTH CAROLINA STATE:** Lost in first round to Seton Hall, 71-59
- 1968 – **WEST VIRGINIA:** Lost in first round to Dayton, 87-68
- 1972 – **DAVIDSON:** Lost in first round to Syracuse, 81-77
- 1983 – **EAST TENNESSEE STATE:** Lost in first round to Vanderbilt, 79-74
- 1984 – **CHATTANOOGA:** Lost in second round. Defeated Georgia, 74-69; Lost to Tennessee, 68-66
- 1985 – **CHATTANOOGA:** Lost in third round. Defeated Clemson, 67-65; Defeated Lamar, 85-84; Lost to Louisville, 71-66
- 1986 – **CHATTANOOGA:** Lost in first round to Georgia, 95-81
- 1987 – **CHATTANOOGA:** Lost in first round to Cleveland State, 92-73
- 1988 – **MARSHALL:** Lost in first round to Virginia Commonwealth, 81-80
- 1991 – **FURMAN:** Lost in first round to West Virginia, 86-67
- 1994 – **DAVIDSON:** Lost in first round to West Virginia, 85-69
- 1996 – **DAVIDSON:** Lost in first round to South Carolina, 100-73
- 2002 – **UNC GREENSBORO:** Lost in first round to Memphis, 82-62
- 2003 – **COLLEGE OF CHARLESTON:** Lost in second round. Defeated Kent State, 71-66. Lost at Providence, 69-64.
- 2005 --**DAVIDSON:** Lost in quarterfinal round. Defeated VCU 77-62, Defeated Southwest Missouri State 82-71, Lost to Maryland 78-63


PRESEASON

- 1989 – **CHATTANOOGA:** Lost in first round to North Carolina, 111-94.
- 1991 – **EAST TENNESSEE STATE:** Lost in second round. Defeated Brigham Young, 83-80; Lost to Arizona 88-79.
- 1998 – **COLLEGE OF CHARLESTON:** Lost in first round at Georgia, 83-64
- 1999 – **DAVIDSON:** Lost in first round at Siena, 89-79
- 2002 – **UNC GREENSBORO:** Lost in second round. Defeated Wagner, 84-65. Lost at Kansas, 105-66.
- 2003 – **DAVIDSON:** Lost in first round at Texas Tech, 89-58.

School	Years	Won	Lost	Pct
College of Charleston	1	1	1	.500
Davidson	4	2	4	.333
East Tennessee State	1	0	1	.000
Furman	1	0	1	.000
Marshall	1	0	1	.000
North Carolina State	3	2	3	.400
UNC Greensboro	1	0	1	.000
Chattanooga	4	3	4	.429
West Virginia	1	0	1	.000
Totals	16	7	16	.304



2006 NCAA Division I Men's Basketball Championship



© 2005 National Collegiate Athletic Association. No commercial use without the NCAA's written permission. The NCAA opposes all sports wagering. This bracket should not be used for sweepstakes, contests, office pools or other gambling activities.

Barrett-Bonner Award

The Barrett-Bonner Award is given to the Southern Conference school that places the highest percentage of its student-athletes on the league's academic honor roll. The award was first presented in 1994, for the 1992-93 academic year. The 1998-99 Barrett-Bonner Award winner will be announced at a later date. The award is named after Col. John G. Barrett, faculty athletics representative at VMI from 1965-87, and Dr. Francis W. Bonner, faculty athletics representative at Furman from 1968-90.

1992-93	Davidson
1993-94	Davidson
1994-95	Davidson
1995-96	Davidson
1996-97	Davidson
1997-98	Davidson
1998-99	Davidson
1999-2000	Davidson
2000-01	Davidson
2001-02	Davidson
2002-03	Davidson
2003-04	College of Charleston
2004-05	Davidson

D.S. McAlister Award

Inaugurated in 1980, the D.S. McAlister Award is given annually to the Southern Conference school which is judged to have exhibited the highest degree of sportsmanship in the conduct of its athletic program. The award is named after Col. D.S. McAlister of The Citadel, who served as Southern Conference secretary-treasurer for 38 years.

1979-80	Davidson
1980-81	Furman
1981-82	Furman
1982-83	The Citadel
1983-84	The Citadel
1984-85	VMI
1985-86	VMI
1986-87	Western Carolina
1987-88	VMI
1988-89	VMI
1989-90	VMI
1990-91	VMI
1991-92	VMI
1992-93	VMI
1993-94	Furman
1994-95	Davidson
1995-96	Western Carolina
1996-97	Furman
1997-98	Wofford
1998-99	Davidson
1999-2000	VMI
2000-01	VMI
2001-02	Davidson
2002-03	Davidson
2003-04	Wofford
2004-05	Elon

Graduation Rate Award

The Southern Conference awarded its initial Graduation Rate Award at its 1994 spring meeting. The award is presented to the member institution with the highest graduation rate for its student-athletes over the past five years as compiled in the annual NCAA Graduation Rates Report.

1993-94	(1987-92)	Furman
1994-95	(1988-93)	The Citadel
1995-96	(1989-94)	VMI
1996-97	(1990-95)	Davidson
1997-98	(1991-96)	Wofford
1998-99	(1992-97)	Wofford
1999-2000	(1993-98)	Wofford and Davidson
2000-01	(1994-99)	Wofford
2001-02	(1995-2000)	Davidson
2002-03	(1996-2001)	Davidson
2003-04	(1997-2002)	Davidson
2004-05	(1998-2003)	Davidson



The 2005 Distinguished Service Award winners were honored at the annual Honors Dinner in Hilton Head, SC on June 1, 2005.

Distinguished Service Award

The Southern Conference annually recognizes those that have been voted by the member institutions of the Southern Conference to have delivered exemplary service to their athletic programs. The 2005 honorees included:

- Jim Smith, Appalachian State
- Edwin S. Pearlstine, Jr., College of Charleston
- Dr. Kenneth Madison Caldwell, The Citadel
- A. Alex Porter, Davidson
- Bill G. Humphreys, East Tennessee State
- The Koury Family, Elon
- William R. Timmons, Jr., Furman
- Robert B. Baker, Georgia Southern
- Michael W. Burke, UNC Greensboro
- Joe and Barbara Waters, Chattanooga
- Dr. Robert Failing, Western Carolina
- Dr. Joab M. Lesesne, Wofford

Male Athlete of the Year (Bob Waters Award)

The Southern Conference male athlete-of-the-year is selected annually by Southern Conference athletic directors and a media member representing each conference school. Prior to 1990-91, the award was selected solely by members of the Southern Conference Sports Media Association. Beginning in 1991-92, the award was named after the late Bob Waters, who was Western Carolina's head football coach from 1969-88.

1947-48	Frank Gillespie, Clemson (football, basketball, baseball)	1976-77	Brian Ruff, The Citadel (football, track)
1948-49	Charlie Justice, North Carolina (football)	1977-78	Wayne Tolleson, Western Carolina (football, baseball)
1949-50	Whitt Cobb, Davidson (basketball)	1978-79	John Gerdy, Davidson (basketball)
1950-51	Dick Groat, Duke (basketball, baseball)	1979-80	Rick Beasley, Appalachian State (football, track)
1951-52	Dick Groat, Duke (basketball, baseball)	1980-81	Stump Mitchell, The Citadel (football)
1952-53	Frank Selvy, Furman (basketball)	1981-82	Bill White, The Citadel (football, baseball)
1953-54	Johnny Mapp, VMI (football, track)	1982-83	Anthony James, Western Carolina (football, track)
1954-55	Darrell Floyd, Furman (basketball)	1983-84	Stanford Jennings, Furman (football, track)
1955-56	Darrell Floyd, Furman (basketball)	1984-85	Rock Hurst, Furman (football, baseball, track)
1956-57	Rod Hundley, West Virginia (basketball)	1985-86	Lee Glaze, The Citadel (football, baseball)
1957-58	Dom Flora, Washington & Lee (basketball, baseball)	1986-87	John Settle, Appalachian State (football)
1958-59	Jerry West, West Virginia (basketball)	1987-88	Tony Petersen, Marshall (football, baseball)
1959-60	Jerry West, West Virginia (basketball)	1988-89	Jeff Blankenship, Furman (football)
1960-61	Jeff Cohen, William & Mary (basketball)	1989-90	Anthony Jenkins, The Citadel (baseball)
1961-62	Rod Thorn, West Virginia (basketball)	1990-91	Keith Jennings, East Tennessee State (basketball)
1962-63	Rod Thorn, West Virginia (basketball)	1991-92	Michael Payton, Marshall (football)
1963-64	Bob Schweickert, Virginia Tech (football)	1992-93	Michael Payton, Marshall (football)
1964-65	Fred Hetzel, Davidson (basketball)	1993-94	Jason Beverlin, Western Carolina (baseball)
1965-66	Dick Snyder, Davidson (basketball)	1994-95	Todd Donnan, Marshall (football)
1966-67	Chuck Albertson, William & Mary (football)	1995-96	Dexter Coakley, Appalachian State (football)
1967-68	Ron Williams, West Virginia (basketball)	1996-97	Dexter Coakley, Appalachian State (football)
1968-69	Buster O'Brien, Richmond (football)	1997-98	B.J. Adigun, East Tennessee State (football)
1969-70	Walker Gillette, Richmond (football, track)	1998-99	Brian Wiley, The Citadel (baseball)
1970-71	Phil Mosser, William & Mary (football)	1999-2000	Adrian Peterson, Georgia Southern (football)
1971-72	Brian Baima, The Citadel (football)	2000-01	Louis Ivory, Furman (football)
1972-73	Carlester Crumpler, East Carolina (football, track)	2001-02	Randy Corn, The Citadel (baseball)
1973-74	Carl Summerell, East Carolina (football, track)	2002-03	James Cameron, Furman (tennis)
1974-75	Clyde Mayes, Furman (basketball)	2003-04	Matt Nelson, Wofford (football)
1975-76	Brian Ruff, The Citadel (football, track)	2004-05	DaVon Fowlkes, Appalachian State (football)


Female Athlete of the Year

The Southern Conference Female Athlete-of-the-Year Award was inaugurated in 1990. The Southern Conference Sports Media Association selected the winner in 1989-90. Since 1990-91, each school's athletic director and a designated media representative have participated in the voting.

1989-90	Whitney Ball, Appalachian State (cross country, track)
1990-91	Nicole Hopson, East Tennessee State (basketball)
1991-92	Melissa Morrison, Appalachian State (track)
1992-93	Melissa Morrison, Appalachian State (track)
1993-94	Caroline Peek, Furman (golf)
1994-95	DeShawne Blocker, East Tennessee State (basketball)
1995-96	Heather VandeBrake, Furman (cross country, track)
1996-97	Mary Jane Middelkoop, Chattanooga (cross country, track)
1997-98	Anita Buggins, Georgia Southern (tennis)
1998-99	Mary Jayne Harrelson, App. State (cross country, track)
1999-2000	Kaye Brownlee, Furman (soccer)
2000-01	Mary Jayne Harrelson, App. State (cross country, track)
2001-02	Megan Dunigan, Furman (tennis)
2002-03	Jennifer Wilson, Chattanooga (basketball)
2003-04	Martina Veiglova, Georgia Southern (volleyball)
2004-05	Mary Neill Hagood, Furman (tennis)



DaVon Fowlkes



Mary Neill Hagood

Graduate Scholars

Dave Hart Graduate Scholarship

The Dave Hart Graduate Scholarship is awarded annually to a deserving male student-athlete who is interested in continuing his education in graduate school. A committee comprised of three conference faculty athletic representatives and one athletic director is responsible for selecting the winner of the award. Each graduate scholarship is worth \$2,000 and is named after Dave Hart, who served as Southern Conference Commissioner from 1987-91.

- 1991 Robert Webster, The Citadel (tennis)
- 1992 Anthony Brinkley, VMI (cross country, track)
- 1993 Scott Sutton, Georgia Southern (soccer)
- 1994 Bill Plautz, Appalachian State (tennis)
Duncan Spears, Davidson (track)
- 1995 Jeremy Ingram, VMI (wrestling)
- 1996 Philly Jones, Furman (football)
John Buckley, Georgia Southern (tennis)
- 1997 Lee Brooks, Georgia Southern (football)
- 1998 Daniell Guill, Davidson (soccer)
- 1999 Ivan Poullaos, Chattanooga (tennis)
- 2000 Jody Lumpkin, College of Charleston (basketball)
- 2001 Yuri van der Heijden, Furman (cross country, track)
- 2002 Ben Foster, Wofford (football)
- 2003 Michael Lokale, VMI (track and field)
- 2004 Bill Brehmer, College of Charleston (tennis)
- 2005 Keith Clifton, The Citadel (wrestling)



Keith Clifton

Renaissance Graduate Scholarship

The Renaissance Graduate Scholarship was established in 2005 and helps provide financial aid to two deserving student-athletes (one male, one female) who are pursuing a postgraduate degree following the completion of their eligibility.

- 2005 Brent Stephens, Georgia Southern (baseball)
Amber Mangrum, Appalachian State (volleyball)


Dorothy Hicks Graduate Scholarship

The Dorothy Hicks Graduate Scholarship is awarded annually to a deserving female student-athlete who is interested in continuing her education in graduate school. A committee comprised of three conference faculty athletic representatives and one athletic director is responsible for selecting the winner of the scholarship. Each graduate scholarship is worth \$2,000 and is named after Dr. Dorothy Hicks, long-time Marshall faculty athletic representative.

- 1991 Nicole Hopson, East Tennessee State (basketball)
- 1992 Tania Free, Appalachian State (cross country, track)
- 1993 Susie Gardner, Western Carolina (cross country, track)
- 1994 Penny Roberson, Appalachian State (basketball)
Jennifer Wilson, Furman (volleyball)
- 1995 Lorie Logan, Davidson (volleyball)
- 1996 Karolina Karlqvist, Appalachian State (basketball)
Kristin Baxter, Western Carolina (volleyball)
- 1997 Laura Nowels, Marshall (cross country, track)
Merideth Thompson, Appalachian State (basketball)
- 1998 Mary Jane Middelkoop, Chattanooga (cross country, track)
- 1999 Lindsay Grossman, Georgia Southern (soccer)
- 2000 Ramsey Herron, Western Carolina (volleyball)
- 2001 Brooke Bentley, Davidson (volleyball)
- 2002 Elizabeth "Vinny" Seiverling, College of Charleston (tennis)
- 2003 Emily Furr, UNC Greensboro (cross country/track)
- 2004 Rebekah Potts, Furman (cross country/track)
- 2005 Samantha Giudici, Appalachian State (volleyball)



Samantha Giudici



Brent Stephens




Amber Mangrum

Graduate Scholars

Mike Wood Foundation Graduate Scholarships

Two Mike Wood Foundation Graduate Scholarships are awarded annually to student-athletes interested in continuing their education in graduate school. One award is given to a deserving men's basketball student-athlete, the other is presented to a female student-athlete with preference given to a female who participates in women's basketball. A committee comprised of three conference faculty athletic representatives and one athletic director is responsible for selecting the winner of the scholarship. Each graduate scholarship is worth \$2,000 and is named after Mike Wood, a Southern Conference basketball official.



Rans Brempong



Michelle Conklin

- 1996 Bobby Prince, VMI (basketball)
- 1997 John Brannen, Marshall (basketball)
- Danelle Toole, Georgia Southern (basketball, softball)
- 1998 Scot Jones, Wofford (football)
- Anita Buggins, Georgia Southern (tennis)
- 2003 Troy Wheless, College of Charleston (basketball)
- Jenn Stasie, Wofford (basketball)
- 2004 Emre Atsur, Western Carolina (basketball)
- Yoneko Allen, Western Carolina (basketball)
- 2005 Rans Brempong, Western Carolina (basketball)
- Michelle Conklin, Appalachian State (basketball)

TIAA-CREF Student-Athlete of the Year

The TIAA-CREF Student-Athlete of the Year is awarded annually to one Southern Conference student-athlete who is interested in pursuing a graduate degree. Each award winner receives a scholarship worth \$5,000 and is awarded based on criteria that encompasses athletics, academic and leadership skills. In addition, a \$1,000 honorarium is given to a college/university faculty member selected by the Student-Athlete of the Year.

- 2003 Soren Johnson, Davidson (soccer)
- Dr. Julio Ramirez, honorarium recipient
- 2004 Leigh Anne Hoskins, Davidson (soccer)
- Dr. Verna Case, honorarium recipient
- 2005 Pramote Malasitt, Elon
- Dr. David Powell, honorarium recipient



Pramote Malasitt

David Knight Graduate Scholarship

The David Knight Graduate Scholarship is awarded annually to a deserving student-athlete who is interested in continuing their education in graduate school. A committee comprised of three conference faculty athletic representatives and one athletics director is responsible for selecting the winner of the award. Each graduate-scholarship is worth \$2,000 and is given in memory of Dr. David Knight, former UNC Greensboro professor and faculty athletics representative.

- 2004 Justin Porter, Davidson (men's soccer)
- 2005 Molly Mungovan, Furman (track/cross country)



Molly Mungovan

Sony Graduate Scholarship

The Sony Graduate Scholarship was established in 2002 and helps provide financial aid to a deserving student-athlete pursuing a postgraduate degree following the completion of their eligibility.

- 2002 Dan Gibson, Davidson (track/cross country)
- 2003 Mary Sabatino, College of Charleston (volleyball)
- 2004 Christa Hicks, Appalachian State (softball)
- 2005 Kristen Trexler, Appalachian State (track/cross country)



Kristen Trexler